


Infrared LED

L2690 series

High power GaAlAs infrared LED



Features

- High radiant output power
- High reliability

Applications

- Optical switch
- Automatic control system

■ Absolute maximum ratings (Ta=25 °C)

Parameter	Symbol	Condition	Value	Unit
Forward current	IF		100	mA
Reverse voltage	VR		5	V
Pulse forward current	IFP	Pulse width: 10 μs Duty ratio: 1 %	1.5	A
Operating temperature	Topr		-30 to 85	°C
Storage temperature	Tstg		-40 to 100 *	°C

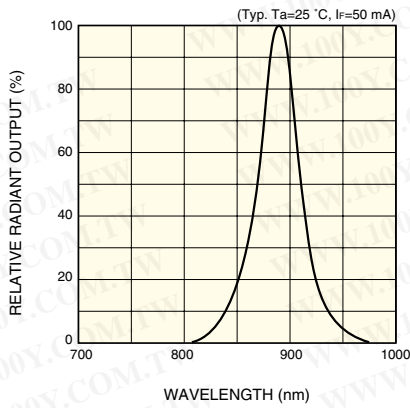
* Guaranteed to resist temperature cycle test of up to 5 cycles.

■ Electrical and optical characteristics (Ta=25 °C)

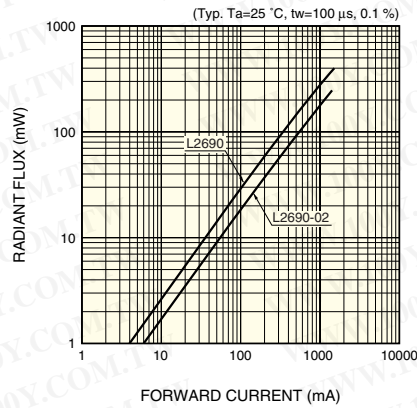
Parameter	Symbol	Condition	L2690			L2690-02			Unit
			Min.	Typ.	Max.	Min.	Typ.	Max.	
Peak emission wavelength	λ_p	IF=50 mA	870	890	920	870	890	920	nm
Spectral half width	$\Delta\lambda$	IF=50 mA	-	50	-	-	50	-	nm
Forward voltage	VF	IF=50 mA	-	1.45	1.60	-	1.45	1.60	V
Pulse forward voltage	VFP	IF=1.5 A	-	3.3	4.0	-	3.3	4.0	V
Reverse current	IR	VR=5 V	-	-	5	-	-	5	μA
Radiant flux	ϕ_e	IF=50 mA	12.0	14.0	-	7.0	9.0	-	mW
Radiant illuminance	PE	IF=50 mA	-	0.6	-	-	4.4	-	mW/cm ²
Rise time	tr	IF=50 mA, 10 to 90 %	-	0.45	0.7	-	0.45	0.7	μs
Fall time	tf	IF=50 mA, 90 to 10 %	-	0.45	0.7	-	0.45	0.7	μs

勝特力材料 886-3-5753170
 勝特力电子(上海) 86-21-34970699
 勝特力电子(深圳) 86-755-83298787
[Http://www.100y.com.tw](http://www.100y.com.tw)

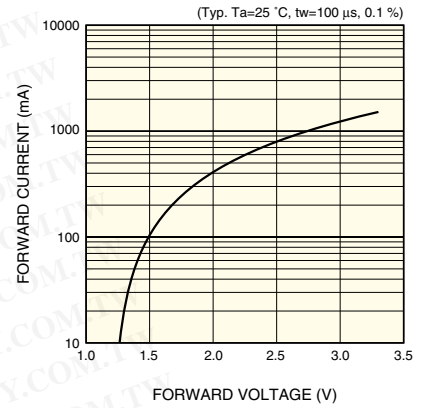
Emission spectrum



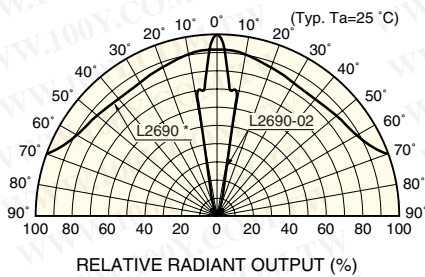
Radiant flux vs. forward current



Forward current vs. forward voltage

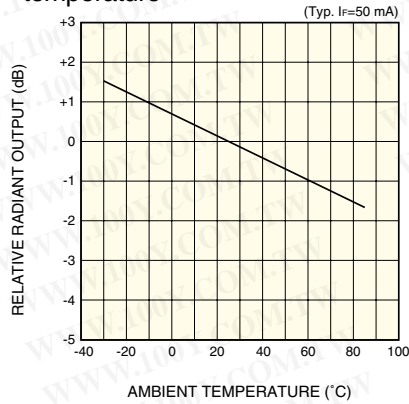


Directivity

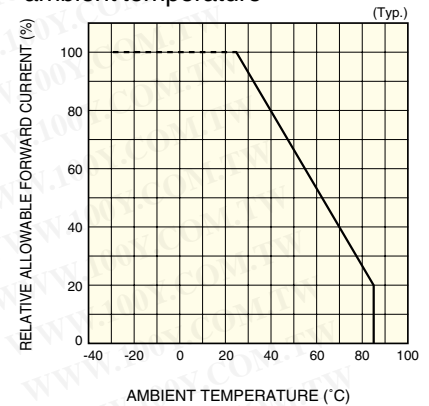


* L2690: directivity is shown within the $\pm 70^\circ$ range while excluding reflective components.

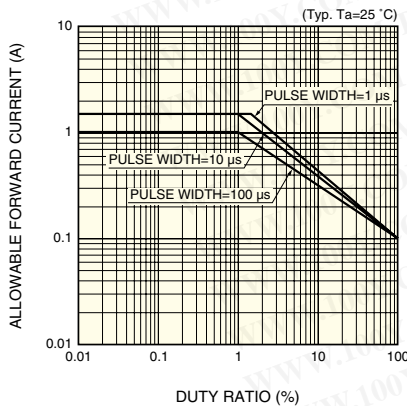
Radiant output vs. ambient temperature



Allowable forward current vs. ambient temperature

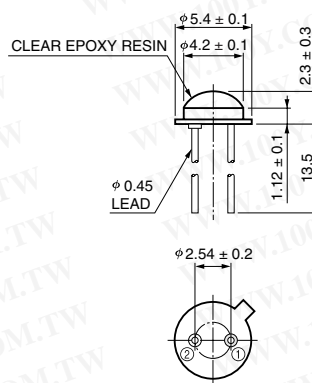


Allowable forward current vs. duty ratio



Dimensional outlines (unit: mm)

L2690



L2690-02

