

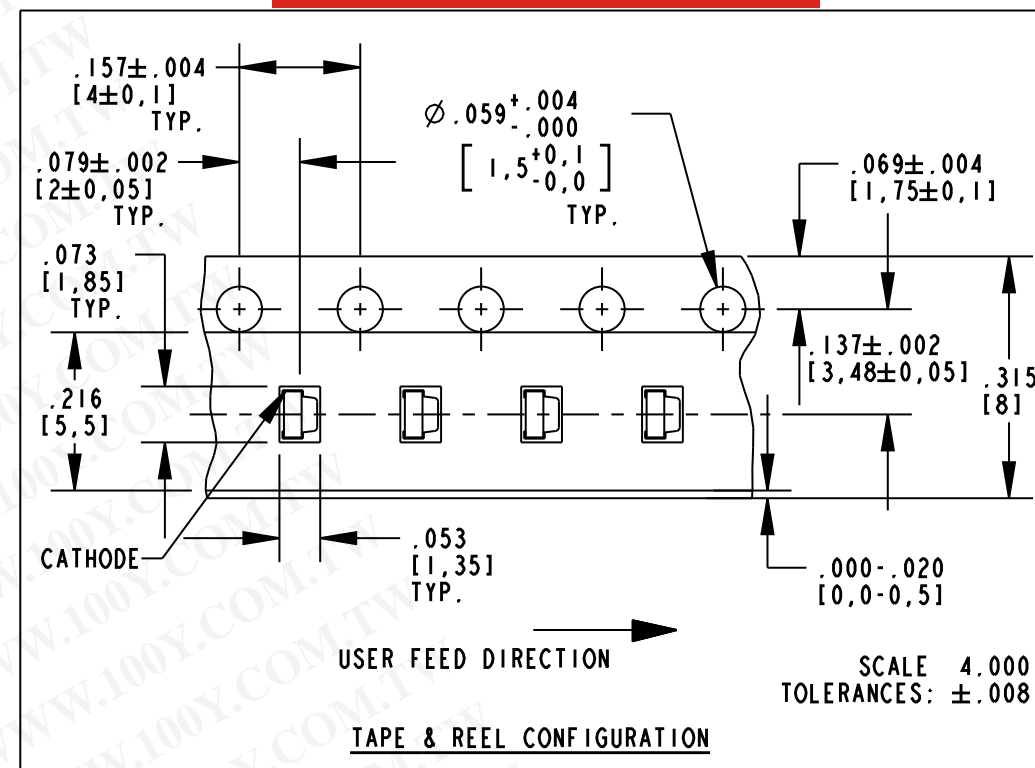
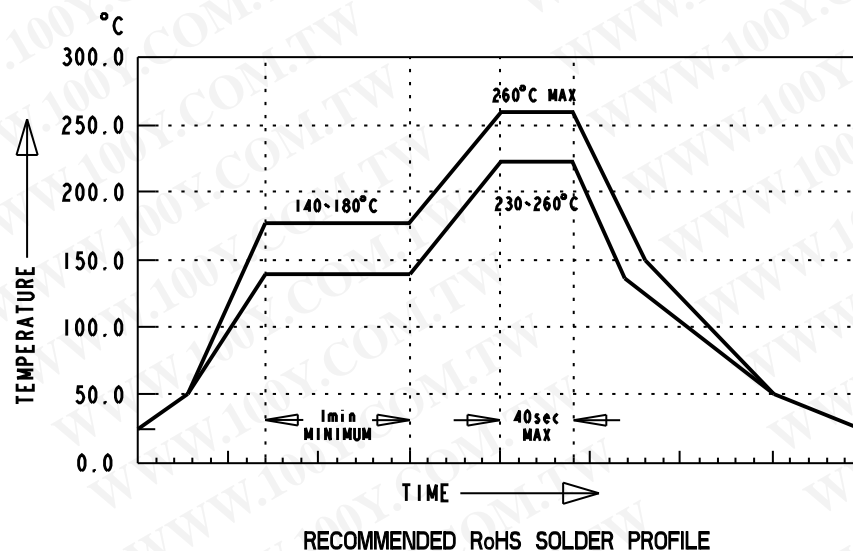
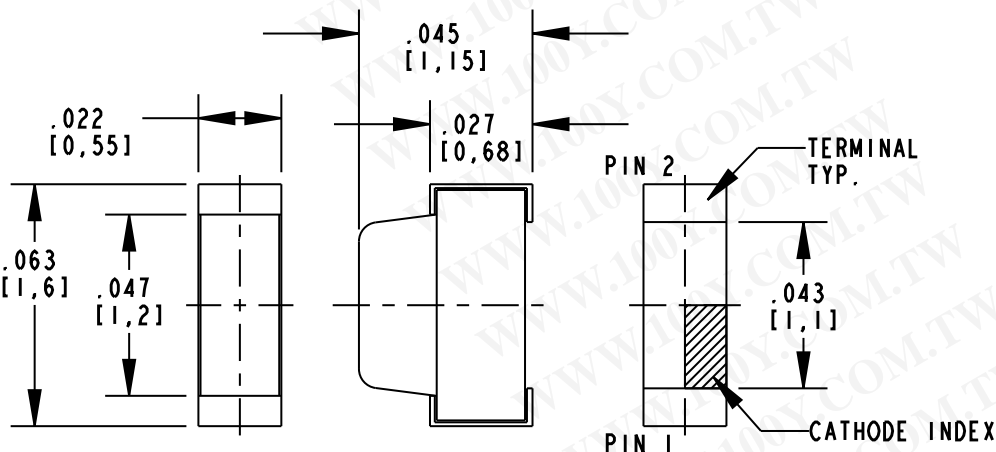
DIALIGHT PART NUMBER	PACKAGING	LED COLOR
597-2003-502F	SAMPLE STRIP	AlInGaP RED (630 nm)
597-2003-507F	7" REEL	
597-2033-502F	SAMPLE STRIP	AlInGaP RED (620 nm)
597-2033-507F	7" REEL	
597-2203-502F	SAMPLE STRIP	AlInGaP ORANGE
597-2203-507F	7" REEL	
597-2403-502F	SAMPLE STRIP	AlInGaP YELLOW
597-2403-507F	7" REEL	
597-2503-502F	SAMPLE STRIP	AlInGaP YELLOW GREEN
597-2503-507F	7" REEL	
597-2603-502F	SAMPLE STRIP	InGaN BLUE
597-2603-507F	7" REEL	
597-2903-502F	SAMPLE STRIP	InGaN WHITE
597-2903-507F	7" REEL	

RoHS COMPLIANT 597-2XX3-50XF

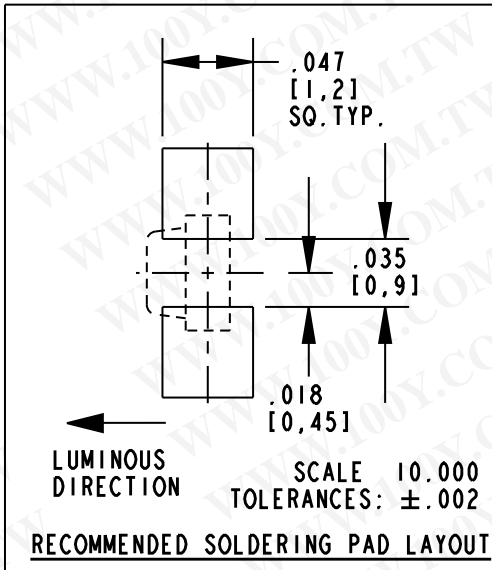
Part Numbers with the "F" suffix ending are RoHS Compliant. For example: 597-2003-502F
 Reel and bag packaging are marked with "RoHS Compliant" label or equivalent markings. These parts can be used with RoHS reflow profile. Parts can be wave soldered, dip soldered or hand soldered using typical lead-free soldering process with max 260°C temp. for 5 sec.

REV	ECN NO	REVISIONS	DRN	CKD	APP	DATE
A		NEW RELEASE	AJF	KLJ	NO	10-1-10

勝特力材料 886-3-5753170
 勝特力电子(上海) 86-21-34970699
 勝特力电子(深圳) 86-755-83298787
[Http://www.100y.com.tw](http://www.100y.com.tw)

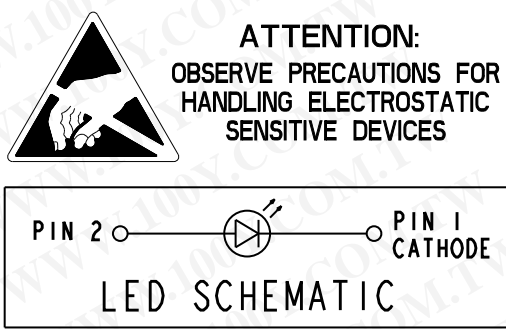


OPERATING CHARACTERISTICS AT 25°C AMBIENT								
COLOR	LUMINOUS INTENSITY @ I _F = 20 mA (10 mA FOR WHITE) (mcd)		FORWARD VOLTAGE @ I _F = 20 mA (10 mA FOR WHITE) (V)	REVERSE CURRENT (μA)	DOMINANT WAVELENGTH (nm)			VIEWING ANGLE (DEG)
	MIN	TYP	TYP	MAX	MIN	TYP	MAX	TYP
AlInGaP RED (630 nm)	16	40	2.2	10	625	630	635	135
AlInGaP RED (620 nm)	25	63	2.2	10	615	620	625	135
AlInGaP ORANGE	40	100	2.2	10	602	605	608	135
AlInGaP YELLOW	36	63	2.0	10	587	590	593	135
AlInGaP YELLOW GREEN	10	25	2.2	10	569	572	575	135
InGaN BLUE	56	140	3.2	100	464	470	476	140
InGaN WHITE	90	170	3.1	10	*X=0.31; Y=0.31		150	



- NOTES:
- EPOXY: WATER CLEAR
 - MOISTURE SENSITIVITY LEVEL: 3.
 - TAPE & REEL PER EIA STANDARD 481-1-A; CATHODE TOWARDS SPROCKET.
 - TAPE & REEL MAY REQUIRE RE-TAPING AFTER 12 MONTHS.
 - PIN NUMBERS ARE FOR REFERENCE ONLY. DESIGNATION NON-EXISTENT ON PART.
 - DIALIGHT PART NUMBERS: 597-2XX3-50XF.
 - ...502F SUFFIX MEANS PARTS PACKAGED ON A 20 PC SAMPLE STRIP.
...507F SUFFIX MEANS PARTS PACKAGED ON A 7" (Ø180mm) REEL, 3,000 PCS/REEL.
 - PACKAGING TO INCLUDE LABEL CONTAINING DIALIGHT PART NUMBER, DATE CODE/LOT NO., LUMINOUS INTENSITY AND COLOR BINS, QTY/REEL, AND COUNTRY OF ORIGIN.
 - THIS ASSEMBLY CONTAINS ELECTROSTATIC DISCHARGE SENSITIVE DEVICES (ESDS). MAINTAIN ALL PRECAUTIONARY MEASURES DURING ASSEMBLY, HANDLING, AND STORAGE IN ACCORDANCE WITH IPC-A-610.

ABSOLUTE MAXIMUM RATINGS AT 25°C AMBIENT	COLOR							UNITS
	AlInGaP RED (630nm)	AlInGaP RED (620nm)	AlInGaP ORANGE	AlInGaP YELLOW	AlInGaP YELLOW GREEN	InGaN WHITE	InGaN BLUE	
POWER DISSIPATION	54	54	54	75	54	74	84	mW
CONTINUOUS FORWARD CURRENT	20	20	20	30	20	20	20	mA
PEAK FORWARD CURRENT (1/10 DUTY CYCLE, 1.0ms PULSE WIDTH)	100	100	100	100	100	100	100	mA
DERATE LINEARLY FROM 40°C (60°C-ALInGaP YELLOW & InGaN BLUE, 25°C-WHITE)	0.26	0.26	0.26	0.6	0.26	0.25	0.40	mA/°C
REVERSE VOLTAGE	5							V
STORAGE TEMPERATURE	-40 TO +100							°C
OPERATING TEMPERATURE	-40 TO +85							°C



THIS DRAWING AND THE CONTENTS HEREIN ARE CONFIDENTIAL AND THE SOLE PROPERTY OF DIALIGHT. REPRODUCTION OF THIS DRAWING OR CONSTRUCTION OF ANY PARTS WITHIN THIS DRAWING ARE FORBIDDEN WITHOUT THE WRITTEN CONSENT OF DIALIGHT.

SCALE: 20.000
ALL DIM'S IN: INCHES (MM)

TOLERANCES: UNLESS OTHERWISE SPECIFIED
 FRACTIONS: ±1/64
 DECIMALS (.XX): ±.01
 DECIMALS (.XXX): ±.004

ANGLES: ±1°
FINISH:

FSCM 83330

DRAWING NUMBER: C-17871
REV: A

TITLE: 0605 SIDE VIEW CHIP LED
RoHS COMPLIANT

MATERIAL:

Dialight
1501 ROUTE 34 SOUTH FARMINGDALE, NJ 07727

SHEET 1 OF 1 FAMILY TABLE: