

Other Protistor® Fuses Ferrule Fuses

14x51 URGB & 22x58 URGA - 600 V to 690 VAC



EXTREMELY HIGH BREAKING CAPACITY FUSES:
PROTECTION OF POWER SEMICONDUCTORS AS PER
IEC STANDARD 60269.1 AND 4

600 V - 690 V AC VOLTAGE RATING

aR CLASS AS PER VDE 636-23 AND IEC 60269.4

WITH AND WITHOUT TRIP-INDICATOR
FOR SIZES 14 x 51 AND 22 x 58

勝特力材料 886-3-5753170
勝特力电子(上海) 86-21-34970699
勝特力电子(深圳) 86-755-83298787
[Http://www.100y.com.tw](http://www.100y.com.tw)

Main Characteristics

Voltage rating U_N (VAC)	Size	Class	Current rating I_N (A)	Pre-arcing $I^2t @ 1 ms$ I^2tp (A ² s)	Total clearing $I^2t @ A^2s$		Watts loss		Tested Breaking capacity
					660 V		$0,8 I_N$	I_N	
					$I_p \leq 30 I_N$	$I_p > 30 I_N$			
690 V	14 x 51	URGB	8	3.3	20	17	1.45	2.7	200 kA @ 690 V
			10	6.0	37	30	1.85	3.4	
			12	9.3	75	60	2.5	4.6	
			16	15.6	95	75	3.4	6.2	
			20	30.0	175	145	4	7.4	
			25	53.5	300	250	4.7	8.6	
			32	100	550	460	5.7	10.6	
			40	214	1150	940	6.2	11.5	
	50	480	2550	2070	7	13			
	22 x 58	URGA	25	45	210	210	4.7	8.5	
			32	84	400	400	5.7	10.3	
			40	150	700	700	7.1	12.8	
			50	270	1270	1270	8.7	15.7	
			63	595	2770	2770	9.8	17.7	
80			1165	5500	5500	12	21.7		
600* - 690 V	22 x 58	URGA	100*	2150	9000*	9000*	14.2	25.6	200 kA @600 V

*Operating voltage limited to 600 V for the model with blown fuse trip-indicator / Total clearing $I^2t @ 600 V = 9000 A^2s$
Minimum operating voltage for built-in trip-indicator: 20 V

Semiconductor (AC) fuses

Other Protistor® Fuses

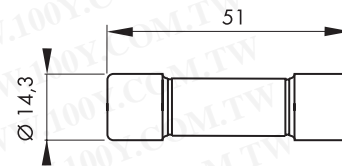
Ferrule Fuses

14x51 URGB & 22x58 URGA - 600 V to 690 VAC

References

14x51 - Without blown fuse trip-indicator

Current Rating	Designation	Ref. Number	Catalog Number
8 A	6.900 CP URGB 14.51/8	T078033	FR14UB69V8
10 A	6.900 CP URGB 14.51/10	V078034	FR14UB69V10
12 A	6.900 CP URGB 14.51/12	W078035	FR14UB69V12
16 A	6.900 CP URGB 14.51/16	X078036	FR14UB69V16
20 A	6.900 CP URGB 14.51/20	Y078037	FR14UB69V20
25 A	6.900 CP URGB 14.51/25	Z078038	FR14UB69V25
32 A	6.900 CP URGB 14.51/32	A078039	FR14UB69V32
40 A	6.900 CP URGB 14.51/40	B078040	FR14UB69V40
50 A	6.900 CP URGB 14.51/50	C078041	FR14UB69V50

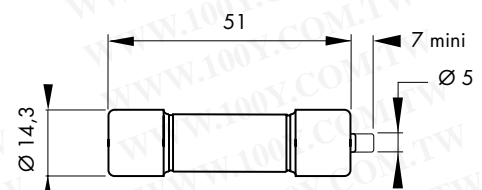


Weight: 18 g
Packaging: 10 pieces

勝特力材料 886-3-5753170
勝特力电子(上海) 86-21-34970699
勝特力电子(深圳) 86-755-83298787
[Http://www.100y.com.tw](http://www.100y.com.tw)

14x51 - With trip-indicator

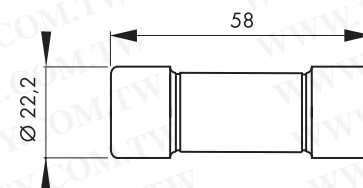
Current Rating	Designation	Ref. Number	Catalog Number
8 A	6.921 CP URGB 14.51/8	D078042	FR14UB69V8T
10 A	6.921 CP URGB 14.51/10	E078043	FR14UB69V10T
12 A	6.921 CP URGB 14.51/12	F078044	FR14UB69V12T
16 A	6.921 CP URGB 14.51/16	G078045	FR14UB69V16T
20 A	6.921 CP URGB 14.51/20	H078046	FR14UB69V20T
25 A	6.921 CP URGB 14.51/25	J078047	FR14UB69V25T
32 A	6.921 CP URGB 14.51/32	K078048	FR14UB69V32T
40 A	6.921 CP URGB 14.51/40	L078049	FR14UB69V40T
50 A	6.921 CP URGB 14.51/50	M078050	FR14UB69V50T



Weight: 18 g
Packaging: 10 pieces

22x58 - Without blown fuse trip-indicator

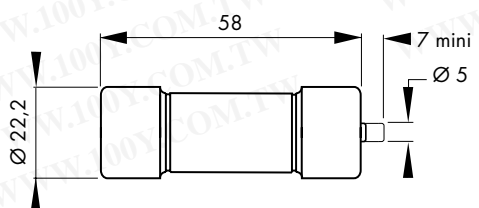
Current Rating	Designation	Ref. Number	Catalog Number
25 A	6.900 CP URGA 22.58/25	C095245	FR22UA69V25
32 A	6.900 CP URGA 22.58/32	D095246	FR22UA69V32
40 A	6.900 CP URGA 22.58/40	E095247	FR22UA69V40
50 A	6.900 CP URGA 22.58/50	F095248	FR22UA69V50
63 A	6.900 CP URGA 22.58/63	G095249	FR22UA69V63
80 A	6.900 CP URGA 22.58/80	H095250	FR22UA69V80
100 A	6.900 CP URGA 22.58/100	N078051	FR22UA69V100



Weight: 57 g
Packaging: 10 pieces

22x58 - With trip-indicator

Current Rating	Designation	Ref. Number	Catalog Number
25 A	6.921 CP URGA 22.58/25	T095260	FR22UA69V25T
32 A	6.921 CP URGA 22.58/32	V095261	FR22UA69V32T
40 A	6.921 CP URGA 22.58/40	W095262	FR22UA69V40T
50 A	6.921 CP URGA 22.58/50	X095263	FR22UA69V50T
63 A	6.921 CP URGA 22.58/63	Y095264	FR22UA69V63T
80 A	6.921 CP URGA 22.58/80	Z095265	FR22UA69V80T
100 A	6.21 CP URGA 22.58/100	N098222	FR22UA60V100T



Weight: 57 g
Packaging: 10 pieces

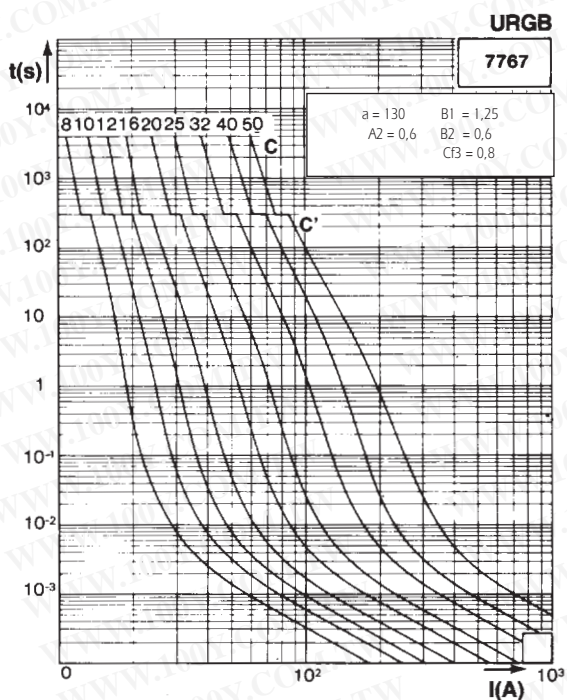
See Gears and Fuse gears section

Other Protistor® Fuses Ferrule Fuses

14x51 URGB & 22x58 URGA - 600 V to 690 VAC

Electrical Characteristics

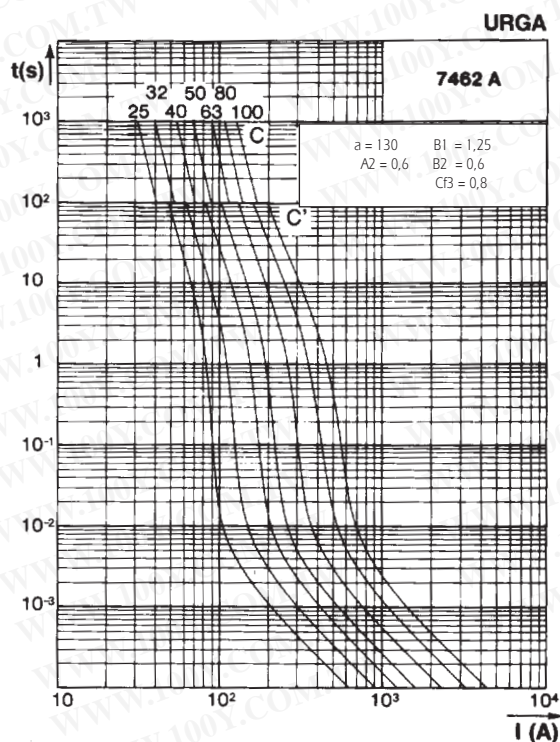
Time vs current characteristics



勝特力材料 886-3-5753170
 勝特力电子(上海) 86-21-34970699
 勝特力电子(深圳) 86-755-83298787
[Http://www.100y.com.tw](http://www.100y.com.tw)

TOLERANCE OF MEAN PRE-ARCING CURRENT $\pm 10\%$

These curves indicate, for each rated current, pre-arcing time vs. R.M.S. pre-arcing current.



TOLERANCE FOR MEAN PRE-ARCING CURRENT $\pm 8\%$.

Semiconductor (AC) fuses

Other Protistor® Fuses

Ferrule Fuses

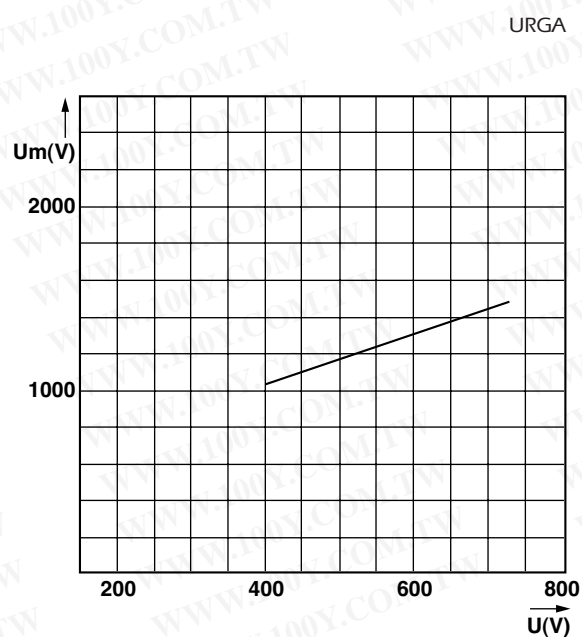
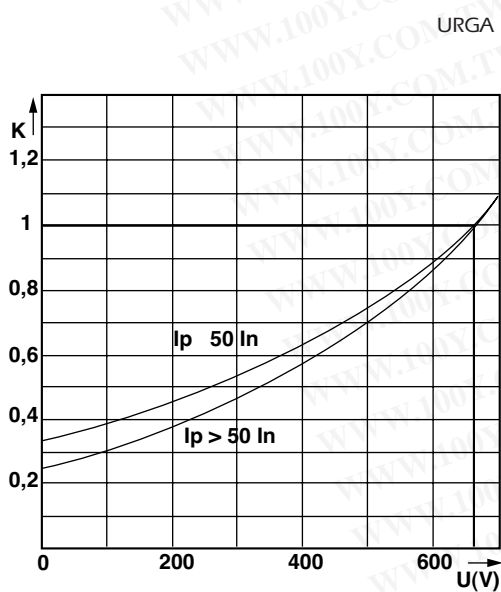
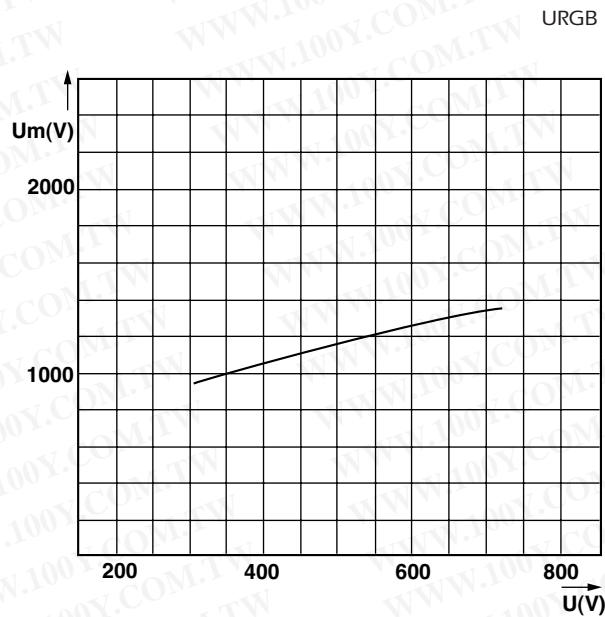
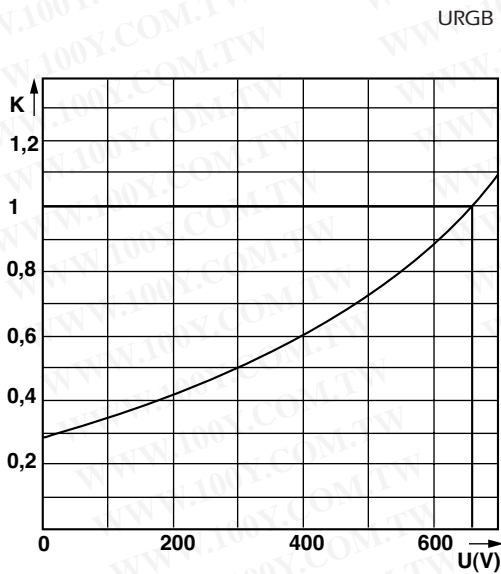
14x51 URGB & 22x58 URGA - 600 V to 690 VAC

勝特力材料 886-3-5753170
 勝特力电子(上海) 86-21-34970699
 勝特力电子(深圳) 86-755-83298787
[Http://www.100y.com.tw](http://www.100y.com.tw)

Corrective factor - Peak arc voltage

Corrective factor

Peak arc voltage



These mean curves show the variation of the total clearing time (I^2t_t) and the total clearing duration t_t as a function of operating voltage U .

This curve shows the peak value U_m of the arc voltage which appears across the fuse link as a function of operating voltage U @ $\cos \varphi = 0.15$.