

Miniature Fuses



勝特力材料 886-3-5753170
勝特力电子(上海) 86-21-34970699
勝特力电子(深圳) 86-755-83298787
[Http://www.100y.com.tw](http://www.100y.com.tw)

IEC Fuses Subminiature MQ Fast Acting


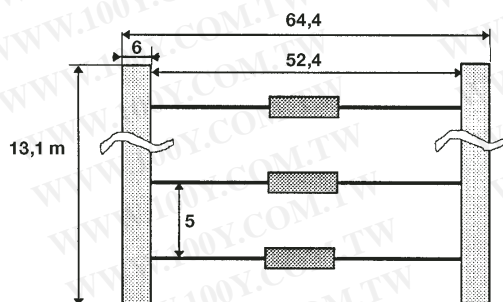
勝特力材料 886-3-5753170
 勝特力电子(上海) 86-21-34970699
 勝特力电子(深圳) 86-755-83298787
[Http://www.100y.com.tw](http://www.100y.com.tw)

Complying with UL / CSA STD 248-14

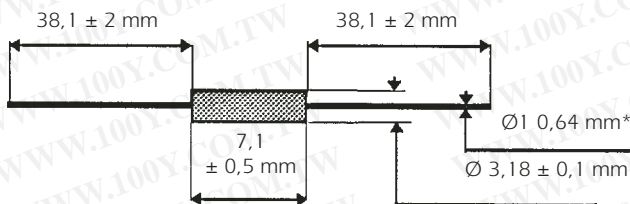
125 VAC
 FROM 0,1 TO 15 A

Dimensions

Packaging : Ammo-box



Max weight: 0.5 g



* Ø1 = 0,81 mm pour (for) 10A, 15A



Basic Characteristics

Size	Rated Voltage	Rated Current	Breaking Capacity under 125 V	Max. power dissip	Max. Voltage drop	Designation	Reference Number	Catalog Number
mm	VAC	A	A	W	V			
3,2 X 7,6	125	0,100	125 VAC 50A 125VDC 300A	0,35	3	125V F 0,100 A	M 208 621	MIMQF12,5V0,1
		0,125		0,087	0,61	125V F 0,125 A	G 090 695	MIMQF12,5V0,125
		0,150		0,10	0,54	125V F 0,150 A	X 208 929	MIMQF12,5V0,15
		0,200		0,12	0,58	125V F 0,200 A	Y 208 930	MIMQF12,5V0,2
		0,250		0,14	0,43	125V F 0,250 A	E 075 996	MIMQF12,5V0,25
		0,375		0,18	0,35	125V F 0,375 A	F 075 997	MIMQF12,5V0,375
		0,500		0,21	0,31	125V F 0,500 A	M 090 700	MIMQF12,5V0,5
		0,750		0,27	0,25	125V F 0,750 A	G 075 998	MIMQF12,5V0,75
		1,000		0,33	0,22	125V F 1 A	Q 090 703	MIMQF12,5V1
		1,500		0,42	0,18	125V F 1,5 A	H 075 999	MIMQF12,5V1,5
		2,000		0,33	0,24	125V F 2 A	T 090 706	MIMQF12,5V2
		2,500		0,40	0,22	125V F 2,5 A	V 090 707	MIMQF12,5V2,5
		3,000		0,48	0,2	125V F 3 A	W 090 708	MIMQF12,5V3
		3,500		0,2	125V F 3,5 A	C 085 424	MIMQF12,5V3,5	
		4,000		0,58	0,19	125V F 4 A	X 090 709	MIMQF12,5V4
5,000	0,71	0,17	125V F 5 A	Y 090 710	MIMQF12,5V5			
7,000	0,9	0,15	125V F 7 A	J 076 000	MIMQF12,5V7			
10,00	1,3	0,093	125V F 10 A	T 078 700	MIMQF12,5V10			
15,00	1,8	0,088	125V F 15 A	K 076 001	MIMQF12,5V15			

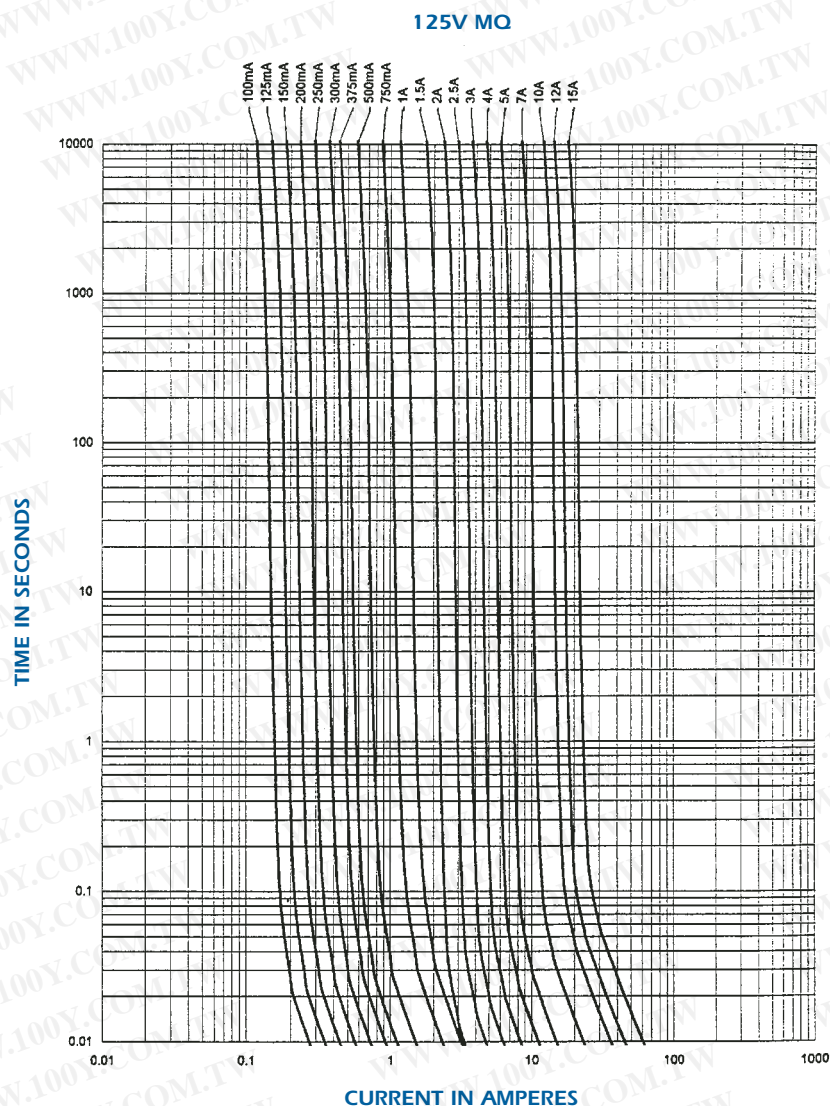
Miniature Fuses

IEC Fuses Subminiature MQ Fast Acting

Melting time limits

Current	100 % x In	200 % x In
100 mA → 15 A	4 h mini	5 s maxi

Time-current characteristics



Packaging: in box of 100 and 1000 pieces

Installation instructions

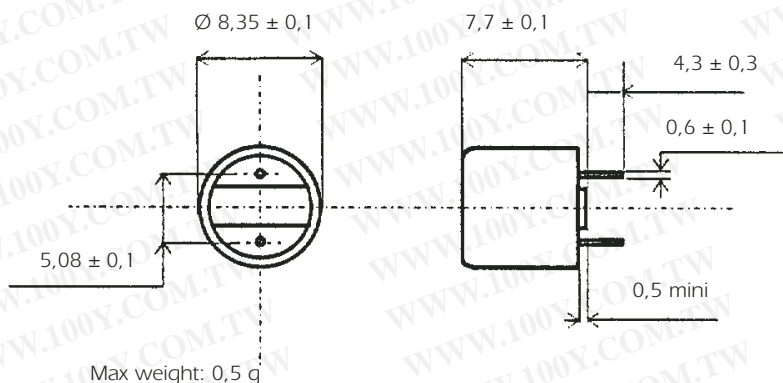
- Soldering heat resistance as per IEC 68-2-20-: 260°C for 10 seconds.
- Material:
 - Body: Thermoset V0 UL 94.
 - Connection: Tin-plated copper.
- Operating temperature: -55°C to 125°C.

IEC Fuses Subminiature MRF Fast Acting

Complying with IEC-127-3 Standard Sheet 3

250 VAC
FROM 0,050 TO 6,3 A

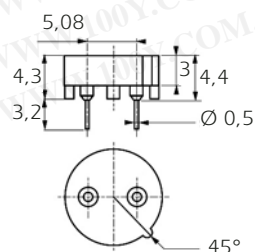
Dimensions



Basic Characteristics

Size	Rated Voltage	Rated Current	Breaking Capacity under 250 VAC	Max. power dissip	Max. Voltage drop	Désignation	Reference Number	Catalog Number	
mm	VAC	A	A	W	V				
Ø8,35 x h=7,7	250	0,050		0,08	0,72	250V MRF 0,05 A	K 085 385	MIMRF25V0,05	
		0,063		0,09	0,65	250V MRF 0,063 A	L 085 386	MIMRF25V0,063	
		0,080		0,11	0,58	250V MRF 0,08 A	M 085 387	MIMRF25V0,08	
		0,100		0,12	0,52	250V MRF 0,1 A	N 085 388	MIMRF25V0,1	
		0,125		0,14	0,47	250V MRF 0,125 A	P 085 389	MIMRF25V0,125	
		0,160		0,10	0,27	250V MRF 0,16 A	Q 085 390	MIMRF25V0,16	
		0,200		0,12	0,26	250V MRF 0,2 A	R 085 391	MIMRF25V0,2	
		0,250		0,15	0,254	250V MRF 0,250 A	S 085 392	MIMRF25V0,25	
		0,315		0,18	0,246	250V MRF 0,315 A	T 085 393	MIMRF25V0,315	
		0,400		0,22	0,239	250V MRF 0,400 A	V 085 394	MIMRF25V0,4	
		0,500		0,27	0,232	250V MRF 0,500 A	X 085 396	MIMRF25V0,5	
		0,630		0,15	0,106	250V MRF 0,630 A	Y 085 397	MIMRF25V0,63	
		0,800		0,19	0,103	250V MRF 0,800 A	Z 085 398	MIMRF25V0,8	
		1,000		35	0,23	0,1	250V MRF 1 A	A 085 399	MIMRF25V1
		1,250		0,28	0,097	250V MRF 1,25 A	B 085 400	MIMRF25V1,25	
		1,600		0,35	0,094	250V MRF 1,6 A	C 085 401	MIMRF25V1,6	
		2,000		0,42	0,091	250V MRF 2 A	D 085 402	MIMRF25V2	
		2,500		0,51	0,088	250V MRF 2,5 A	E 085 403	MIMRF25V2,5	
		3,150		0,62	0,086	250V MRF 3,15 A	F 085 404	MIMRF25V3,15	
4,000	40	0,77	0,083	250V MRF 4 A	G 085 405	MIMRF25V4			
5,000	50	0,93	0,081	250V MRF 5 A	R 208 625	MIMRF25V5			
6,300*	63	1,14	0,078	250V MRF 6,3 A	S 208 626	MIMRF25V6,3			

* Non approval rating



Reference Number:
G 210 541

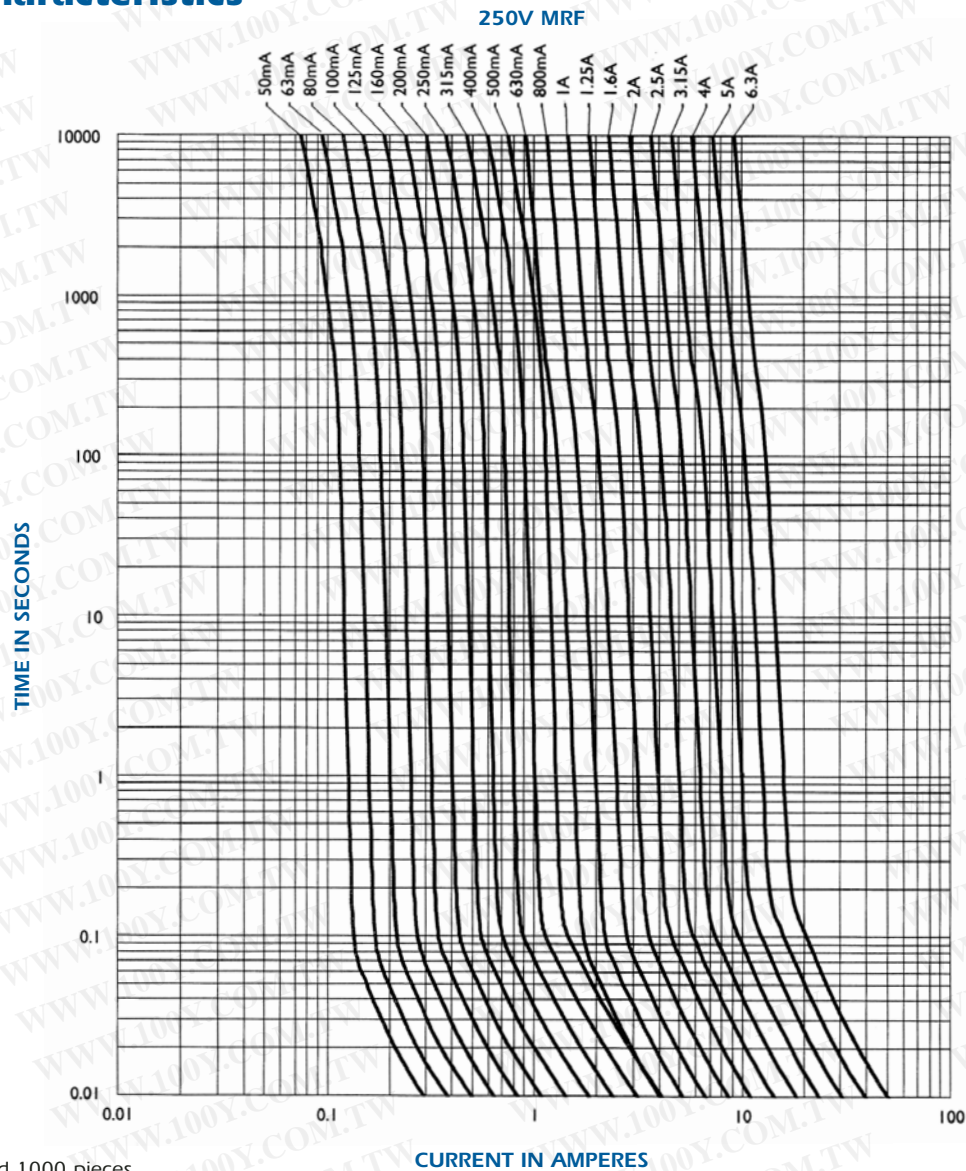
Miniature Fuses

IEC Fuses Subminiature MRF Fast Acting

Melting time limits

Current	210 % x I _n	275 % x I _n	400 % x I _n	1 000 % x I _n
50 mA → 6,3 A	30 min maxi	10 ms mini 3 s maxi	3 ms mini 300 ms maxi	20 ms maxi

Time-current characteristics



Packaging: in box of 100 and 1000 pieces

Installation instructions

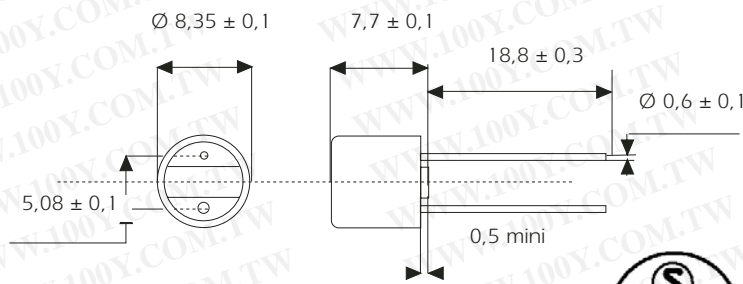
- Soldering heat resistance as per IEC 68-2-20: 260°C for 10 seconds.
- Material:
 - Body: Thermoplastic V0 UL 94.
 - Connection: Tin-plated copper alloy.
- Operating temperature: -55°C to 125°C.

IEC Fuses Subminiature MRFL Fast Acting


Complying with IEC-127-3 Standard Sheet 3

**250 VAC
FROM 0,250 TO 6,3 A**

Dimensions



Max weight: 0,5 g



Basic Characteristics

Size	Rated Voltage	Rated Current	Breaking Capacity under 250 VAC	Max. power dissip	Max. Voltage drop	Designation	Reference Number	Catalog Number
mm	VAC	A	A	W	V			
Ø8,35 x h=7,7	250	0,250	35	0,15	0,254	250V MRF 0,250 A LL AMMO	B 208 289	MIMRF25V0,25LL
		0,315		0,18	0,246	250V MRF 0,315 A LL AMMO	C 208 290	MIMRF25V0,315LL
		0,400		0,22	0,239	250V MRF 0,400 A LL AMMO	D 208 291	MIMRF25V0,4LL
		0,500		0,27	0,232	250V MRF 0,500 A LL AMMO	E 208 292	MIMRF25V0,5LL
		0,630		0,15	0,106	250V MRF 0,630 A LL AMMO	F 208 293	MIMRF25V0,63LL
		0,800		0,19	0,103	250V MRF 0,800 A LL AMMO	G 208 294	MIMRF25V0,8LL
		1,000		0,23	0,100	250V MRF 1 A LL AMMO	H 208 295	MIMRF25V1LL
		1,250		0,28	0,097	250V MRF 1,25 A LL AMMO	J 208 296	MIMRF25V1,25LL
		1,600		0,35	0,094	250V MRF 1,6 A LL AMMO	K 208 297	MIMRF25V1,6LL
		2,000		0,42	0,091	250V MRF 2 A LL AMMO	L 208 298	MIMRF25V2LL
		2,500		0,51	0,088	250V MRF 2,5 A LL AMMO	M 208 299	MIMRF25V2,5LL
		3,150		0,62	0,086	250V MRF 3,15 A LL AMMO	N 208 300	MIMRF25V3,15LL
		4,000		0,77	0,083	250V MRF 4 A LL AMMO	P 208 301	MIMRF25V4LL
5,000	0,93	0,081	250V MRF 5 A LL AMMO	X 208 630	MIMRF25V5LL			
6,000	1,14	0,078	250V MRF 6,3 A LL AMMO	Y 208 631	MIMRF25V6,3LL			

Lower rated current consult us

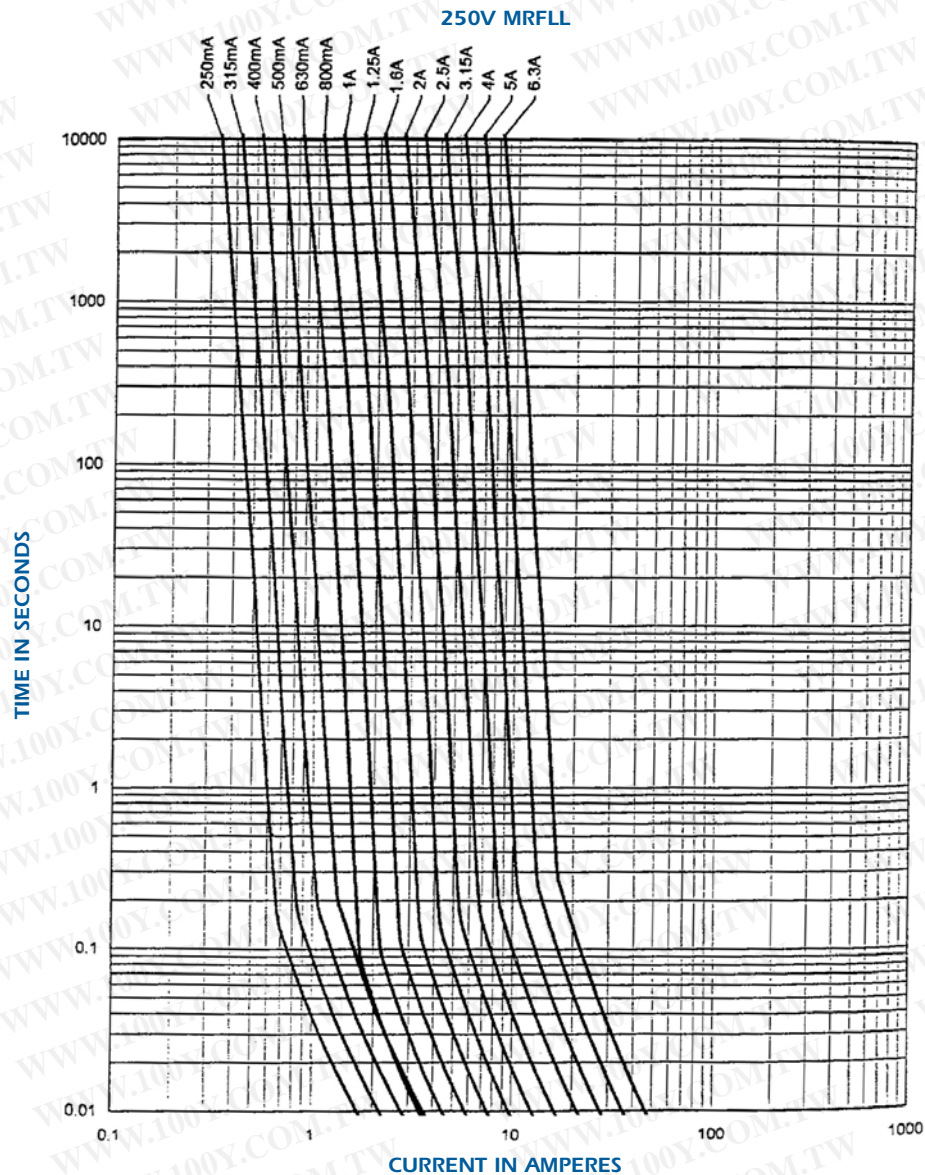
Miniature Fuses

IEC Fuses Subminiature MRFL Fast Acting

Melting time limits

Current	210 % x I _n	275 % x I _n		400 % x I _n		1 000 % x I _n
250 mA → 4 A	30 min maxi	10 ms mini	3 s maxi	3 ms mini	300 ms maxi	20 ms maxi

Time-current characteristics

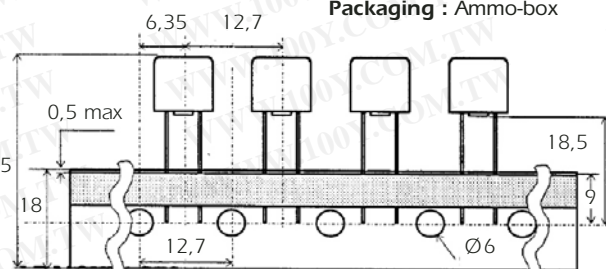


Packaging: in box of 100 and 1000 pieces

Packaging : Ammo-box

Installation instructions

- Soldering heat resistance: according IEC 68-2-20: 260°C for 10 seconds.
- Material:
 - Body: Thermoplastic V0 UL 94.
 - Connection: Tin-plated copper alloy.

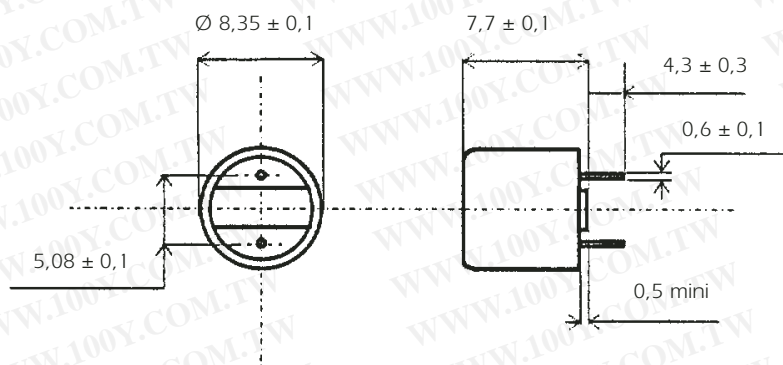


IEC Fuses Subminiature MRT Time Lag

Complying with IEC-127-3 Standard Sheet 4

250 VAC
FROM 0,080 TO 6,3 A

Dimensions

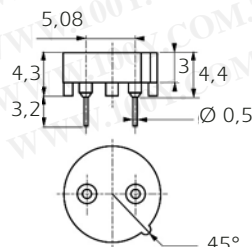


Basic Characteristics

Size	Rated Voltage	Rated Current	Breaking Capacity under 250 VAC	Max. power dissip	Max. Voltage drop	Designation			Reference Number	Catalog Number	
mm	VAC	A	A	W	V						
Ø8,35 x h=7,7	250	0,080	35**	0,10	0,40	250V	MRT	0,080	A	C 081 767	MIMRT25V0,08
		0,100		0,11	0,35	250V	MRT	0,100	A	D 082 550	MIMRT25V0,1
		0,125		0,13	0,30	250V	MRT	0,125	A	E 082 551	MIMRT25V0,125
		0,160		0,15	0,28	250V	MRT	0,160	A	F 082 552	MIMRT25V0,16
		0,200		0,17	0,25	250V	MRT	0,200	A	G 082 553	MIMRT25V0,2
		0,250		0,19	0,22	250V	MRT	0,250	A	H 082 554	MIMRT25V0,25
		0,315		0,22	0,19	250V	MRT	0,315	A	J 082 555	MIMRT25V0,315
		0,400		0,25	0,16	250V	MRT	0,400	A	K 082 556	MIMRT25V0,4
		0,500		0,29	0,15	250V	MRT	0,500	A	L 082 557	MIMRT25V0,5
		0,630		0,33	0,13	250V	MRT	0,630	A	M 082 558	MIMRT25V0,63
		0,800		0,38	0,12	250V	MRT	0,800	A	N 082 559	MIMRT25V0,8
		1,000		0,44	0,11	250V	MRT	1	A	P 082 560	MIMRT25V1
		1,250		0,51	0,10	250V	MRT	1,25	A	Q 082 561	MIMRT25V1,25
		1,600		0,58	0,095	250V	MRT	1,6	A	R 082 562	MIMRT25V1,6
		2,000		0,67	0,090	250V	MRT	2	A	S 082 563	MIMRT25V2
		2,500		0,77	0,087	250V	MRT	2,5	A	T 082 564	MIMRT25V2,5
		3,150		0,88	0,083	250V	MRT	3,15	A	V 082 565	MIMRT25V3,15
4,000*	1,02	0,080	250V	MRT	4	A	W 082 566	MIMRT25V4			
5,000*	1,17	0,077	250V	MRT	5	A	Z 208 632	MIMRT25V5			
6,300*	1,34	0,073	250V	MRT	6,3	A	A 208 633	MIMRT25V6,3			

* approval only.

** 100A for



Reference Number:
G 210 541

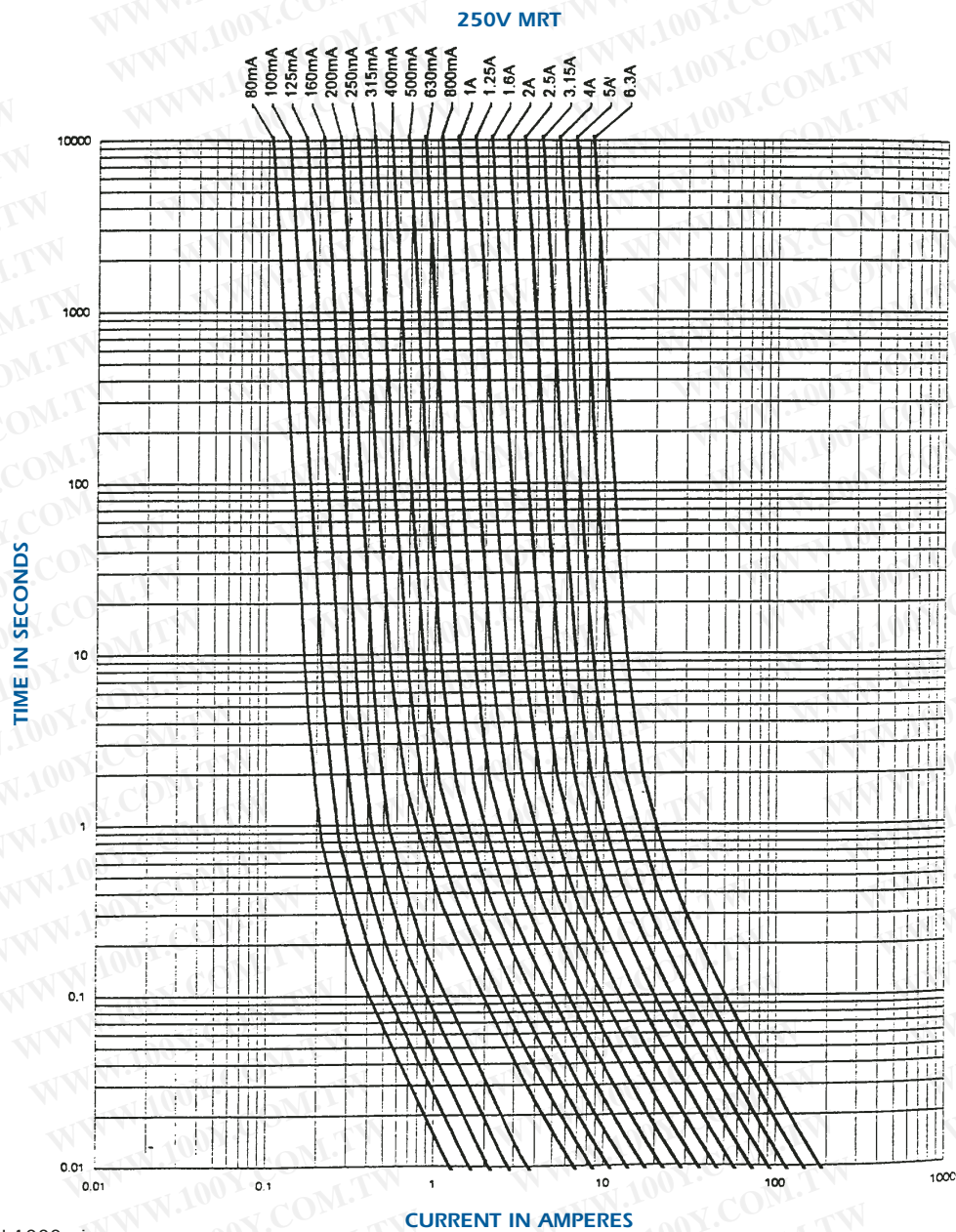
Miniature Fuses

IEC Fuses Subminiature MRT Time Lag

Melting time limits

Current	210 % x In	275 % x In	400 % x In	1 000 % x In
80 mA → 6,3 A	2 min maxi	400 ms mini 10 s maxi	150 ms mini 3 s maxi	20 ms mini 150 ms maxi

Time-current characteristics



Packaging: in box of 100 and 1000 pieces.

Installation instructions


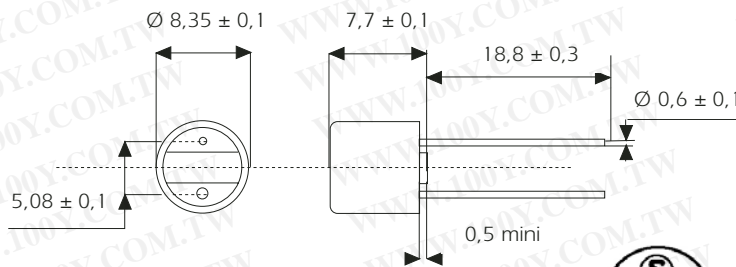
- Soldering heat resistance as per IEC 68-2-20 260°C for 10 seconds.
- Material:
 - Body: Thermoplastic V0 UL 94.
 - Connection: Tin-plated copper alloy.
- Operating temperature: -55°C to 125°C

IEC Fuses Subminiature MRTLL Time Lag

Complying with IEC-127-3 Standard Sheet 4

250 VAC
FROM 0,080 TO 6,3 A

Dimensions



Basic Characteristics

Size	Rated Voltage	Rated Current	Breaking Capacity under 250 VAC	Max. power dissip	Max. Voltage drop	Designation	Reference Number	Catalog Number
mm	VAC	A	A	W	V			
Ø8,35 x h=7,7	250	0,080	35**	0,10	0,40	250V MRT 0,080 LL AMMO	W 208 284	MIMRT25V0,08LL
		0,100		0,11	0,35	250V MRT 0,100 LL AMMO	X 208 285	MIMRT25V0,1LL
		0,125		0,13	0,30	250V MRT 0,125 LL AMMO	Y 208 286	MIMRT25V0,125LL
		0,160		0,15	0,28	250V MRT 0,160 LL AMMO	Z 208 287	MIMRT25V0,16LL
		0,200		0,17	0,25	250V MRT 0,200 LL AMMO	A 208 288	MIMRT25V0,2LL
		0,250		0,19	0,22	250V MRT 0,250 LL AMMO	O 208 302	MIMRT25V0,25LL
		0,315		0,22	0,19	250V MRT 0,315 LL AMMO	R 208 303	MIMRT25V0,315LL
		0,400		0,25	0,16	250V MRT 0,400 LL AMMO	S 208 304	MIMRT25V0,4LL
		0,500		0,29	0,15	250V MRT 0,500 LL AMMO	T 208 305	MIMRT25V0,5LL
		0,630		0,33	0,13	250V MRT 0,630 LL AMMO	V 208 306	MIMRT25V0,63LL
		0,800		0,38	0,12	250V MRT 0,800 LL AMMO	W 208 307	MIMRT25V0,8LL
		1,000		0,44	0,11	250V MRT 1 LL AMMO	X 208 308	MIMRT25V1LL
		1,250		0,51	0,10	250V MRT 1,25 LL AMMO	Y 208 309	MIMRT25V1,25LL
		1,600		0,58	0,095	250V MRT 1,6 LL AMMO	Z 208 310	MIMRT25V1,6LL
		2,000		0,67	0,090	250V MRT 2 LL AMMO	A 208 311	MIMRT25V2LL
		2,500		0,77	0,087	250V MRT 2,5 LL AMMO	B 208 312	MIMRT25V2,5LL
		3,150		0,88	0,083	250V MRT 3,15 LL AMMO	C 208 313	MIMRT25V3,15LL
4,000*	1,02	0,080	250V MRT 4 LL AMMO	D 208 314	MIMRT25V4LL			
5,000*	1,17	0,077	250V MRT 5 LL AMMO	B 208 634	MIMRT25V5LL			
6,300*	1,34	0,073	250V MRT 6,3 LL AMMO	C 208 635	MIMRT25V6,3LL			

* approval only.

** 100A for

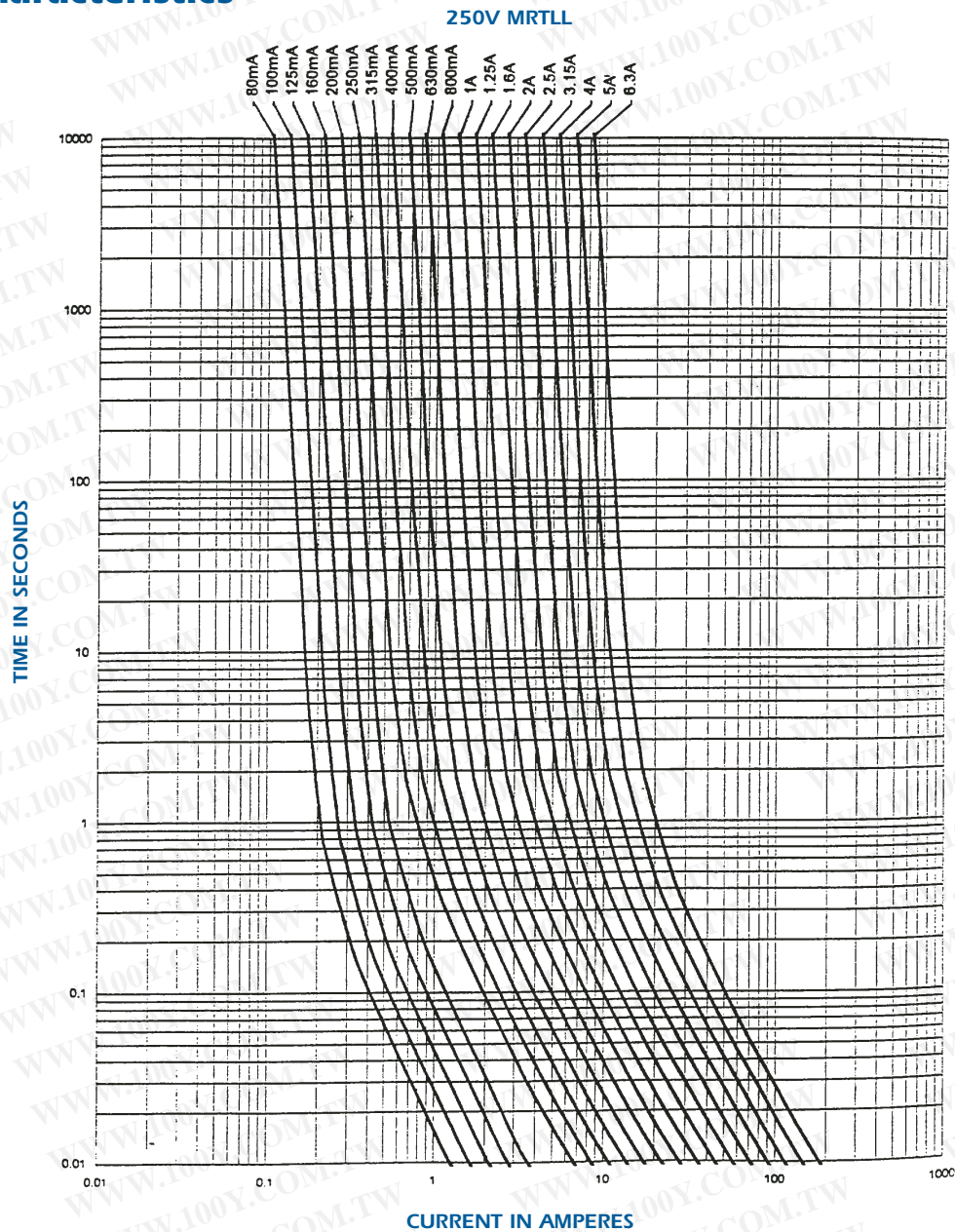
Miniature Fuses

IEC Fuses Subminiature MRTLL Time Lag

Melting time limits

Current	210 % x I _n	275 % x I _n	400 % x I _n	1 000 % x I _n
80 mA → 6,3 A	2 min maxi	400 ms mini 10 s maxi	150 ms mini 3 s maxi	20 ms mini 150 ms maxi

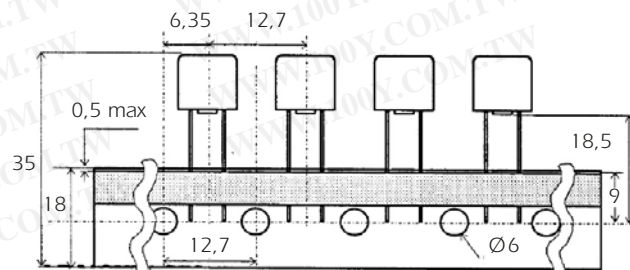
Time-current characteristics



Packaging: in box of 100 and 1000 pieces.

Installation instructions

- Soldering heat resistance as per IEC 68-2-20 260°C for 10 seconds.
- Material:
 - Body: Thermoplastic V0 UL 94.
 - Connection: Tin-plated copper alloy.
- Operating temperature: -55°C to 125°C.



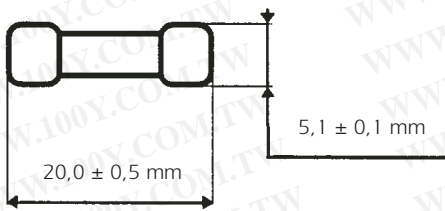
IEC Fuses 5x20 low breaking capacity 5SF Fast Acting

Complying with IEC-127-2 Standard Sheet 2

250 VAC
FROM 0.08 TO 10 A

Dimensions

Glass tube



Max weight: 1.2 g



Basic Characteristics

Size	Rated Voltage	Rated Current	Breaking Capacity under 250 VAC	Max. power dissip	Max. Voltage drop	Designation	Reference Number	Catalog Number
mm	VAC	A	A	W	V			
5 x 20	250	0,08	35	0,39	0,93	250V 5SF 0,08 A 5 x 20	Z 090504	MI5SF25V0,08
		0,1		0,44	0,84	250V 5SF 0,1 A 5 x 20	A 090505	MI5SF25V0,1
		0,125		0,5	0,76	250V 5SF 0,125 A 5 x 20	B 090506	MI5SF25V0,125
		0,16		0,57	0,68	250V 5SF 0,16 A 5 x 20	C 090507	MI5SF25V0,16
		0,2		0,64	0,62	250V 5SF 0,2 A 5 x 20	D 090508	MI5SF25V0,20
		0,25		0,73	0,56	250V 5SF 0,25 A 5 x 20	E 090509	MI5SF25V0,25
		0,315		0,83	0,50	250V 5SF 0,315 A 5 x 20	F 090510	MI5SF25V0,315
		0,4		0,94	0,45	250V 5SF 0,4 A 5 x 20	G 090511	MI5SF25V0,40
		0,5		0,12	0,14	250V 5SF 0,5 A 5 x 20	H 090512	MI5SF25V0,50
		0,63		0,15	0,13	250V 5SF 0,63 A 5 x 20	J 090513	MI5SF25V0,63
		0,8		0,2	0,13	250V 5SF 0,8 A 5 x 20	K 090514	MI5SF25V0,80
		1		0,27	0,12	250V 5SF 1 A 5 x 20	L 090515	MI5SF25V1
		1,25		0,35	0,11	250V 5SF 1,25 A 5 x 20	M 090516	MI5SF25V1,25
		1,6		0,47	0,11	250V 5SF 1,6 A 5 x 20	N 090517	MI5SF25V1,6
		2		0,62	0,10	250V 5SF 2 A 5 x 20	P 090518	MI5SF25V2
		2,5		0,82	0,10	250V 5SF 2,5 A 5 x 20	Q 090519	MI5SF25V2,5
		3,15		1,08	0,09	250V 5SF 3,15 A 5 x 20	R 090520	MI5SF25V3,15
4	1,43	0,09	250V 5SF 4 A 5 x 20	S 090521	MI5SF25V4			
5	1,89	0,08	250V 5SF 5 A 5 x 20	T 090522	MI5SF25V5			
6,3	2,5	0,08	250V 5SF 6,3 A 5 x 20	V 090523	MI5SF25V6,3			
8*	3,3	0,08	250V 5SF 8 A 5 x 20	W 090524	MI5SF25V8			
10*	4,37	0,07	250V 5SF 10 A 5 x 20	X 090525	MI5SF25V10			

* and approval only.

* Non standard rating.

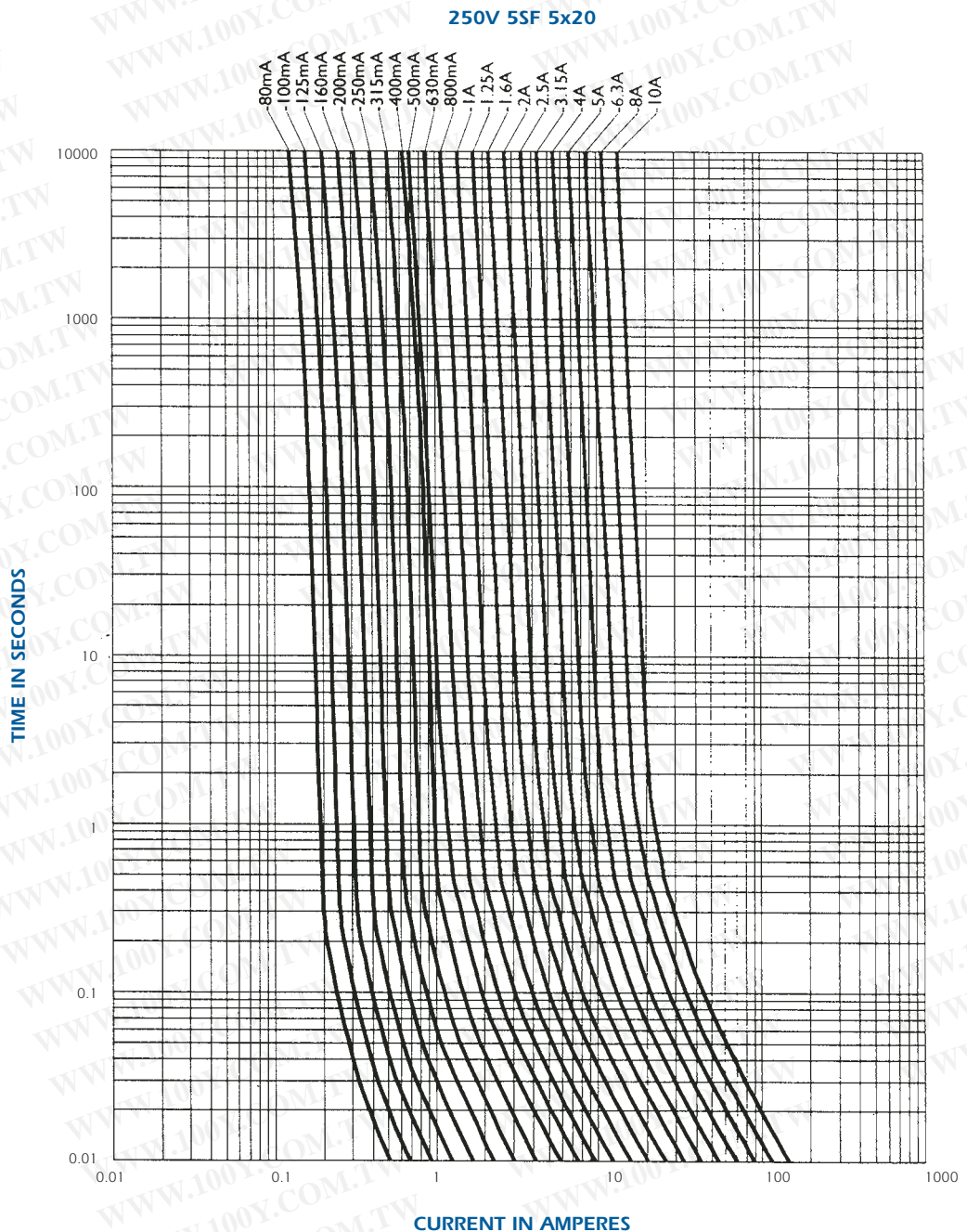
Miniature Fuses

IEC Fuses 5x20 low breaking capacity 5SF Fast Acting

Melting time limits

Current	210 % x I _n	275 % x I _n	400 % x I _n	1 000 % x I _n
0,08 mA → 100 mA	30 min maxi	10 ms mini 500 ms maxi	3 ms mini 100 ms maxi	20 ms maxi
125 mA → 10 A	30 min maxi	50 ms mini 2 s maxi	10 ms mini 300 ms maxi	20 ms maxi

Time-current characteristics



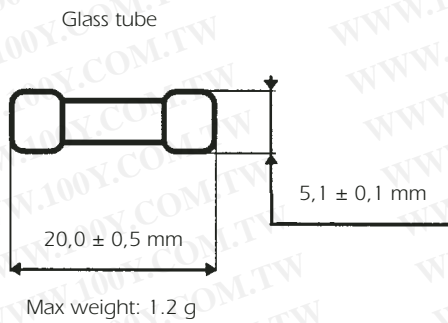
Packaging: in box of 1000 pieces.
in blister of 50 pieces.

IEC Fuses 5x20 low breaking capacity 5ST Time Lag

Complying with IEC-127-2 Standard Sheet 3

250 VAC
FROM 0.063 TO 10 A

Dimensions



Basic Characteristics

Size	Rated Voltage	Rated Current	Breaking Capacity under 250 VAC	Max. power dissip	Max. Voltage drop	Designation	Reference Number	Catalog Number
mm	VAC	A	A	W	V			
5 x 20	250	0,063	35	0,28	2,77	250V 5ST 0,063 A 5 x 20	D 090531	MI5ST25V0,063
		0,08		0,29	2,24	250V 5ST 0,08 A 5 x 20	E 090532	MI5ST25V0,08
		0,1		0,30	1,82	250V 5ST 0,1 A 5 x 20	F 090533	MI5ST25V0,1
		0,125		0,30	1,47	250V 5ST 0,125 A 5 x 20	G 090534	MI5ST25V0,125
		0,16		0,31	1,19	250V 5ST 0,16 A 5 x 20	H 090535	MI5ST25V0,16
		0,2		0,32	0,97	250V 5ST 0,2 A 5 x 20	J 090536	MI5ST25V0,2
		0,25		0,32	0,78	250V 5ST 0,25 A 5 x 20	K 090537	MI5ST25V0,25
		0,315		0,33	0,63	250V 5ST 0,315 A 5 x 20	L 090538	MI5ST25V0,315
		0,4		0,34	0,51	250V 5ST 0,4 A 5 x 20	M 090539	MI5ST25V0,4
		0,5		0,34	0,42	250V 5ST 0,5 A 5 x 20	N 090540	MI5ST25V0,5
		0,63		0,18	0,17	250V 5ST 0,63 A 5 x 20	P 090541	MI5ST25V0,63
		0,8		0,20	0,15	250V 5ST 0,8 A 5 x 20	Q 090542	MI5ST25V0,8
		1		0,17	0,10	250V 5ST 1 A 5 x 20	R 090543	MI5ST25V1
		1,25		0,19	0,09	250V 5ST 1,25 A 5 x 20	S 090544	MI5ST25V1,25
		1,6		0,23	0,09	250V 5ST 1,6 A 5 x 20	T 090545	MI5ST25V1,6
		2		0,26	0,08	250V 5ST 2 A 5 x 20	V 090546	MI5ST25V2
		2,5		0,31	0,07	250V 5ST 2,5 A 5 x 20	W 090547	MI5ST25V2,5
		3,15		0,36	0,07	250V 5ST 3,15 A 5 x 20	X 090548	MI5ST25V3,15
		4		0,42	0,06	250V 5ST 4 A 5 x 20	Y 090549	MI5ST25V4
		5		0,49	0,06	250V 5ST 5 A 5 x 20	Z 090550	MI5ST25V5
6,3	0,57	0,06	250V 5ST 6,3 A 5 x 20	A 090551	MI5ST25V6,3			
8*	0,8	0,06	250V 5ST 8 A 5 x 20	P 206070	MI5ST25V8			
10*	1	0,06	250V 5ST 10 A 5 x 20	Q 206071	MI5ST25V10			

* Non-standard ratings.


Miniature Fuses

IEC Fuses 5x20 low breaking capacity 5ST Time Lag

Melting time limits

Current	210 % x I _n	275 % x I _n		400 % x I _n		1 000 % x I _n	
0,063 A → 0,1 A	2 min maxi	200 ms mini	10 s maxi	40 ms mini	3 s maxi	10 ms mini	300 ms maxi
0,125 A → 10 A	2 min maxi	600 ms mini	10 s maxi	150 ms mini	3 s maxi	20 ms mini	300 ms maxi

Time-current characteristics



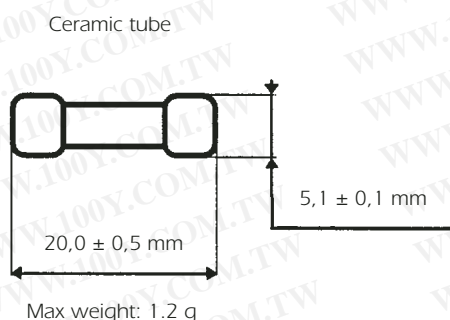
Packaging: in box of 1000 pieces.
in blister of 50 pieces.

IEC Fuses 5x20 High breaking capacity 5HF Fast Acting

Complying with IEC-127-2 Standard Sheet 1

250 VAC
FROM 0.1 TO 10 A

Dimensions

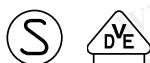


Basic Characteristics

Size	Rated Voltage	Rated Current	Breaking Capacity under 250 VAC	Max power dissip	Max voltage drop	Designation	Reference Number	Catalog Number
mm	VAC	A	A	W	V			
5 x 20	250	0,1#	1500	0,30	0,56	250V 5HF 0,1 A 5 x 20	G095548	MI5HF25V0,1
		0,125#		0,36	0,54	250V 5HF 0,125 A 5 x 20	H095549	MI5HF25V0,125
		0,16#		0,43	0,52	250V 5HF 0,16 A 5 x 20	J095550	MI5HF25V0,16
		0,2#		0,52	0,5	250V 5HF 0,2 A 5 x 20	Q095556	MI5HF25V0,2
		0,25#		0,63	0,48	250V 5HF 0,25 A 5 x 20	R095557	MI5HF25V0,25
		0,315#		0,76	0,46	250V 5HF 0,315 A 5 x 20	S095558	MI5HF25V0,315
		0,4#		0,92	0,44	250V 5HF 0,4 A 5 x 20	T095559	MI5HF25V0,4
		0,5#		1,11	0,43	250V 5HF 0,5 A 5 x 20	V095560	MI5HF25V0,5
		0,63#		1,35	0,41	250V 5HF 0,63 A 5 x 20	W095561	MI5HF25V0,63
		0,8#		0,58	0,2	250V 5HF 0,8 A 5 x 20	X095562	MI5HF25V0,8
		1		0,69	0,18	250V 5HF 1 A 5 x 20	Y095563	MI5HF25V1
		1,25		0,81	0,17	250V 5HF 1,25 A 5 x 20	C095567	MI5HF25V1,25
		1,6		0,96	0,16	250V 5HF 1,6 A 5 x 20	D095568	MI5HF25V1,6
		2		1,1	0,15	250V 5HF 2 A 5 x 20	E095569	MI5HF25V2
		2,5		1,3	0,14	250V 5HF 2,5 A 5 x 20	F095570	MI5HF25V2,5
		3,15		1,6	0,14	250V 5HF 3,15 A 5 x 20	G095571	MI5HF25V3,15
		4		1,9	0,13	250V 5HF 4 A 5 x 20	H095572	MI5HF25V4
5	2,2	0,12	250V 5HF 5 A 5 x 20	J095573	MI5HF25V5			
6,3	2,7	0,113	250V 5HF 6,3 A 5 x 20	K095574	MI5HF25V6,3			
8*#	3,1	0,106	250V 5HF 8 A 5 x 20	J085407	MI5HF25V8			
10*#	3,7	0,1	250V 5HF 10 A 5 x 20	K085408	MI5HF25V10			

* Non-standard ratings.

Product non-certified.




Miniature Fuses

IEC Fuses 5x20 High breaking capacity 5HF Fast Acting

Melting time limits

Current	210 % x I _n	275 % x I _n		400 % x I _n		1 000 % x I _n
1 A → 3,15 A	30 min maxi	10 ms mini	2 s maxi	3 ms mini	300 ms maxi	20 ms maxi
4 A → 10 A	30 min maxi	10 ms mini	3 s maxi	3 ms mini	300 ms maxi	20 ms maxi

Time-current characteristics



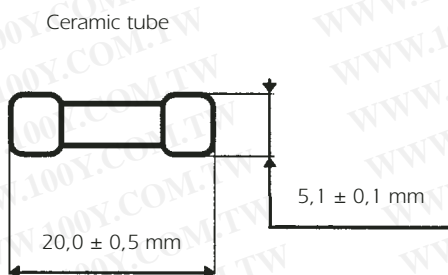
Packaging: in box of 1000 pieces.
in blister of 50 pieces.

IEC Fuses 5x20 High breaking capacity 5HT Time Lag

Complying with IEC-127-2 Standard Sheet 5

250 VAC
FROM 0,25 TO 10 A

Dimensions



Max weight: 1,2 g



Basic Characteristics

Size	Rated Voltage	Rated Current	Breaking Capacity under 250 VAC	Max power dissip	Max voltage drop	Designation	Reference Number	Catalog Number
mm	VAC	A	A	W	V			
5 x 20	250	0,25#	1500	0,73	0,7	250V 5HT 0,25 A 5 x 20	P085366	MI5HT25V0,25
		0,315#			0,68	250V 5HT 0,315 A 5 x 20	R094821	MI5HT25V0,315
		0,4#			0,64	250V 5HT 0,4 A 5 x 20	W094825	MI5HT25V0,4
		0,5#			0,6	250V 5HT 0,5 A 5 x 20	S085369	MI5HT25V0,5
		0,63#			0,5	250V 5HT 0,63 A 5 x 20	X094826	MI5HT25V0,63
		0,8#			0,385	250V 5HT 0,8 A 5 x 20	V085371	MI5HT25V0,8
		1			0,25	250V 5HT 1 A 5 x 20	W085372	MI5HT25V1
		1,25			0,81	250V 5HT 1,25 A 5 x 20	X085373	MI5HT25V1,25
		1,6			0,91	250V 5HT 1,6 A 5 x 20	Y085374	MI5HT25V1,6
		2			1	250V 5HT 2 A 5 x 20	Z085375	MI5HT25V2
		2,5			1,1	250V 5HT 2,5 A 5 x 20	A085376	MI5HT25V2,5
		3,15			1,2	250V 5HT 3,15 A 5 x 20	B085377	MI5HT25V3,1
		4			1,4	250V 5HT 4 A 5 x 20	C085378	MI5HT25V4
		5			1,5	250V 5HT 5 A 5 x 20	D085379	MI5HT25V5
6,3	1,7	250V 5HT 6,3 A 5 x 20	E085380	MI5HT25V6,3				
8*	2,7	250V 5HT 8 A 5 x 20	A208357	MI5HT25V8				
10*	2,9	250V 5HT 10 A 5 x 20	B208358	MI5HT25V10				

* Non-standard ratings.

Product non-certified.



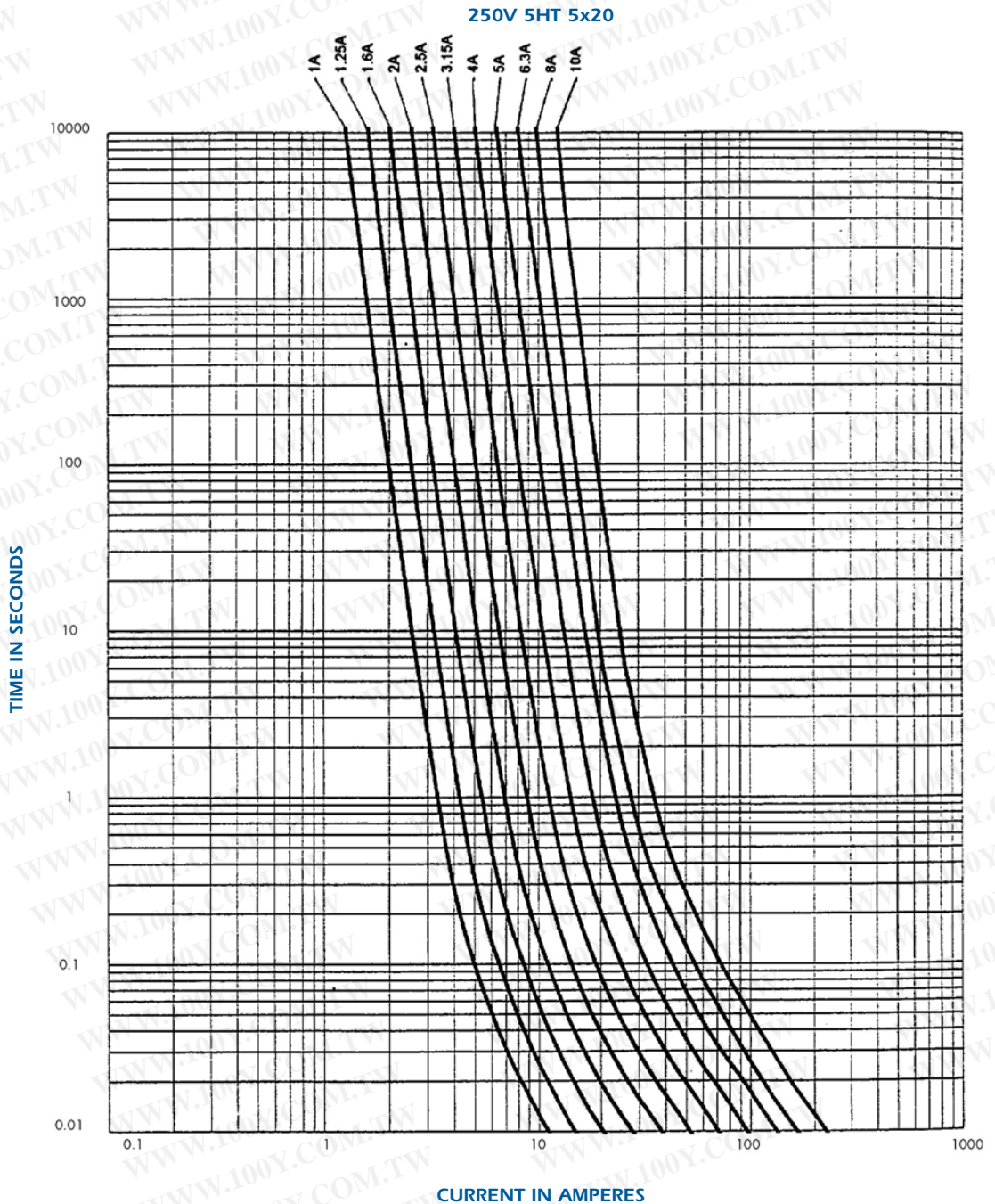
Miniature Fuses

IEC Fuses 5x20 High breaking capacity 5HT Time Lag

Melting time limits

Current	210 % x I _n	275 % x I _n		400 % x I _n		1 000 % x I _n	
1 A → 3,15 A	30 min maxi	1 s mini	80 s maxi	95 ms mini	5 s maxi	10 ms mini	100 ms maxi
4 A → 10 A	30 min maxi	1 s mini	80 s maxi	150 ms mini	5 s maxi	20 ms mini	100 ms maxi

Time-current characteristics



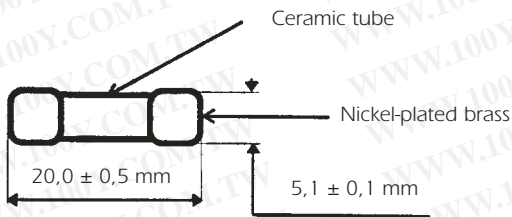
Packaging: in box of 1000 pieces.
in blister of 50 pieces.

IEC fuses 5x20 high breaking capacity FC Fast Acting

Complying with IEC 127-2 Standard Sheet 1

250 VAC
FROM 0,16 TO 10A

Dimensions



Sand-filled fuses
Max weight: 1.2 g



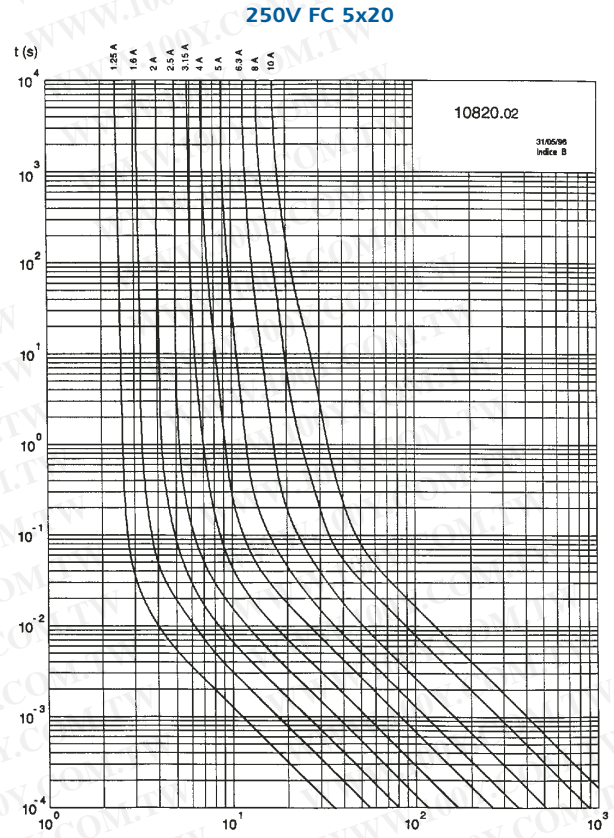
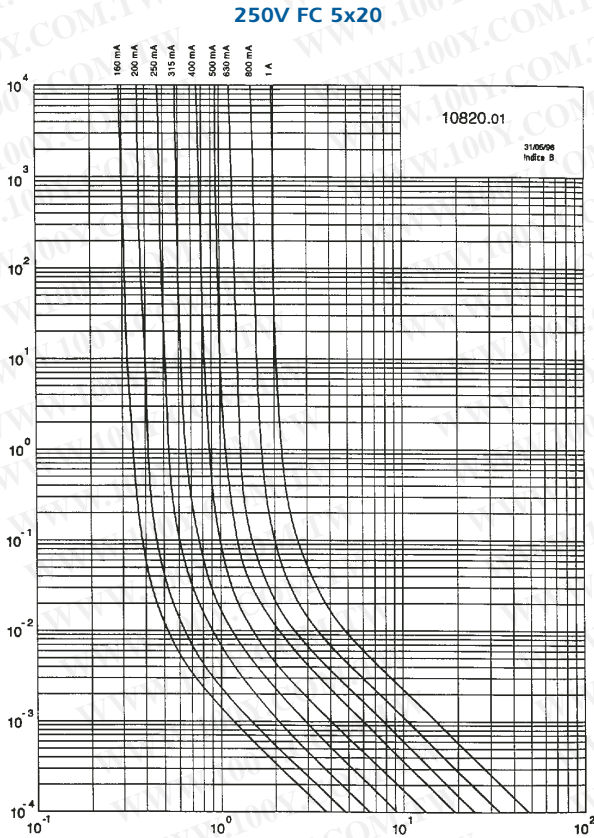
Basic Characteristics

Size	Rated Voltage	Rated Current	Breaking Capacity	[I ² t] Pre-arcing	[I ² t] Total clearing at Un	Max voltage drop at In	Designation	Reference Number	Catalog Number
mm	VAC	A		A ² s		V			
5 x 20	250	0,160		0,0011	0,0025	1,6	250V FC 0,160 A 5x20	S206027	MI5FC25V0,16
		0,200		0,0018	0,004	1,45	250V FC 0,200 A 5x20	T206028	MI5FC25V0,20
		0,250	along	0,0035	0,008	1,3	250V FC 0,250 A 5x20	K206112	MI5FC25V0,25
		0,315	IEC 127	0,0072	0,016	1,15	250V FC 0,315 A 5x20	W206030	MI5FC25V0,31
		0,400	1500 A	0,015	0,032	1,1	250V FC 0,400 A 5x20	X206031	MI5FC25V0,4
		0,500	under 250 VAC	0,032	0,066	1	250V FC 0,500 A 5x20	Y206032	MI5FC25V0,5
		0,630	cos φ ≥ 0,7	0,052	0,082	0,45	250V FC 0,630 A 5x20	Z206033	MI5FC25V0,63
		0,800*		0,098	0,16	0,4	250V FC 0,800 A 5x20	A206034	MI5FC25V0,8
		1,000		0,2	0,32	0,37	250V FC 1,000 A 5x20	T205844	MI5FC25V1
		1,250		0,11	0,35	0,55	250V FC 1,250 A 5x20	D206037	MI5FC25V1,25
		1,600	along	0,28	0,55	0,42	250V FC 1,600 A 5x20	E206038	MI5FC25V1,6
		2,000	IEC 269.1 and	0,55	1,2	0,38	250V FC 2,000 A 5x20	F205119	MI5FC25V2
		2,500	IEC 269.3	1,1	2,4	0,34	250V FC 2,500 A 5x20	F206039	MI5FC25V2,5
		3,150	6 kA	2,5	5	0,28	250V FC 3,150 A 5x20	G206040	MI5FC25V3,15
		4,000	under 250 VAC	6,1	12	0,23	250V FC 4,000 A 5x20	H206041	MI5FC25V4
5,000	cos φ ≥ 0,2	11	22	0,21	250V FC 5,000 A 5x20	Y205411	MI5FC25V5		
6,300		25	45	0,18	250V FC 6,300 A 5x20	E205785	MI5FC25V6,3		
8*		72	130	0,13	250V FC 8,000 A 5x20	G205925	MI5FC25V8		
10*		150	270	0,11	250V FC 10,00 A 5x20	T205683	MI5FC25V10		

* Non-SEMKO approved rating.

IEC fuses 5x20 high breaking capacity FC Fast Acting

Time-current characteristics



I tolerance $\pm 12\%$. Actual pre-arcing time (s). R.M.S. Value of pre-arcing current (A).

Packaging: in boxes of 1,000 pieces.

These fuses are available with axial leads: refer to data sheet FC "AL" Fast Acting.

IEC Fuses

Fuses maintenance set

Set 5SF, 5ST, 5HF, 5HT



Range 5SF - 5x20 - 250VAC
Fast acting F - Low breaking capacity
Reference number: G203763
Catalog number: MIBOX5SF

According to IEC-127-2 publication standard sheet 2



Breaking capacity under 250 VAC: 35 A or 10 I _N					
100 mA A090505	125 mA B090506	160 mA C090507	200 mA D090508	250 mA E090509	315 mA F090510
400 mA G090511	500 mA H090512	630 mA J090513	800 mA K090514	1 A L090515	1,25 A M090516
1,6 A N090517	2 A P090518	2,5 A Q090519	3,15 A R090520	4 A S090521	6,3 A V090523

Max weight: 400 g

Packaging: 360 pieces (20x18)

Range 5ST - 5x20 - 250VAC

Time lag T - Low breaking capacity

Reference number: H203764

Catalog number: MIBOX5ST

According to IEC-127-2 publication standard sheet 3



Breaking capacity under 250 VAC: 35 A or 10 I _N					
100 mA F090533	125 mA G090534	160 mA H090535	200 mA J090536	250 mA K090537	315 mA L090538
400 mA M090539	500 mA N090540	630 mA P090541	800 mA Q090542	1 A R090543	1,25 A S090544
1,6 A T090545	2 A V090546	2,5 A W090547	3,15 A X090548	4 A Y090549	6,3 A A090551

Max weight: 400 g

Packaging: 360 pieces (20x18)

Miniature Fuses

IEC Fuses

Fuses maintenance set

Set 5SF, 5ST, 5HF, 5HT



Range 5HF - 5x20 - 250VAC
Fast acting F - High breaking capacity
Reference number: B229863
Catalog number: MIBOX5HF

According to IEC-127-2 publication standard sheet 1



Breaking capacity under 250 VAC : 1500 A					
100 mA G095548	125 mA H095549	160 mA J095550	200 mA Q095556	250 mA R095557	315 mA S095558
400 mA T095559	500 mA V095560	630 mA W095561	800 mA X095562	1 A Y095563	1,25 A C095567
1,6 A D095568	2 A E095569	2,5 A F095570	3,15 A G095571	4 A H095572	6,3 A K095574

Max weight : 400 g

Packaging: 360 pieces (20x18)

Range 5HT - 5x20 - 250VAC
Time lag T - High breaking capacity
Reference number: C229864
Catalog number: MIBOX5HT

According to IEC-127-2 publication standard sheet 5



Breaking capacity under 250 VAC : 1500 A					
250 mA P085366	315 mA R094821	400 mA W094825	500 mA S085369	630 mA X094826	800 mA V085371
1 A W085372	1,25 A X085373	1,6 A Y085374	2 A Z085375	2,5 A A085376	3,15 A B085377
4 A C085378	5 A D085379	6,3 A E085380	8 A A208357	10 A B208358	

Max weight : 400 g

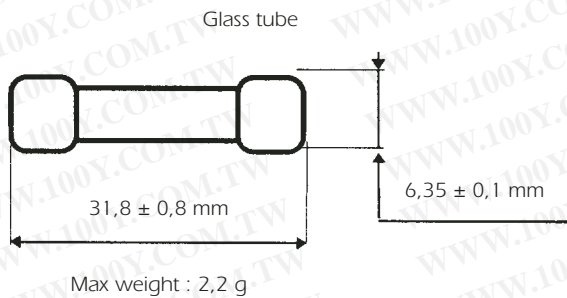
Packaging: 360 pieces (20x18)

IEC Fuses 6x32 low breaking capacity 3SF Fast Acting

Complying with IEC-127-2 Standard Sheet 4

250 VAC
FROM 0.315 TO 10 A

Dimensions



Basic Characteristics

Size	Rated Voltage	Rated Current	Breaking Capacity under 250 VAC	Max power dissip	Max voltage drop	Designation	Reference Number	Catalog Number	
mm	VAC	A	A	W	V				
6 x 32	250	0,315	35	1,64	3,15	250V 3SF 0,315 A 6.32	P 090564	MI6SF25V0,315	
		0,4		1,92	2,93	250V 3SF 0,4 A 6.32	Q 090565	MI6SF25V0,4	
		0,5		0,27	0,26	250V 3SF 0,5 A 6.32	R 090566	MI6SF25V0,5	
		0,63		0,31	0,24	250V 3SF 0,63 A 6.32	S 090567	MI6SF25V0,63	
		0,8		0,37	0,23	250V 3SF 0,8 A 6.32	T 090568	MI6SF25V0,8	
		1		0,44	0,21	250V 3SF 1 A 6.32	V 090569	MI6SF25V1	
		1,25		0,51	0,2	250V 3SF 1,25 A 6.32	W 090570	MI6SF25V1,25	
		1,6		0,59	0,18	250V 3SF 1,6 A 6.32	X 090571	MI6SF25V1,6	
		2		0,70	0,17	250V 3SF 2 A 6.32	Y 090572	MI6SF25V2	
		2,5		0,83	0,16	250V 3SF 2,5 A 6.32	Z 090573	MI6SF25V2,5	
		3,15		1	0,15	250V 3SF 3,15 A 6.32	A 090574	MI6SF25V3,15	
		4		40	1,19	0,15	250V 3SF 4 A 6.32	B 090575	MI6SF25V4
		5		50	1,37	0,14	250V 3SF 5 A 6.32	C 090576	MI6SF25V5
		6,3		63	1,71	0,13	250V 3SF 6 A 6.32	D 090577	MI6SF25V6,3
8**	80	2,05	0,13	250V 3SF 8 A 6.32	E 090578	MI6SF25V8			
10**	100	2,45	0,12	250V 3SF 10 A 6.32	F 090579	MI6SF25V10			

* approval voltage.

** no standard rating.

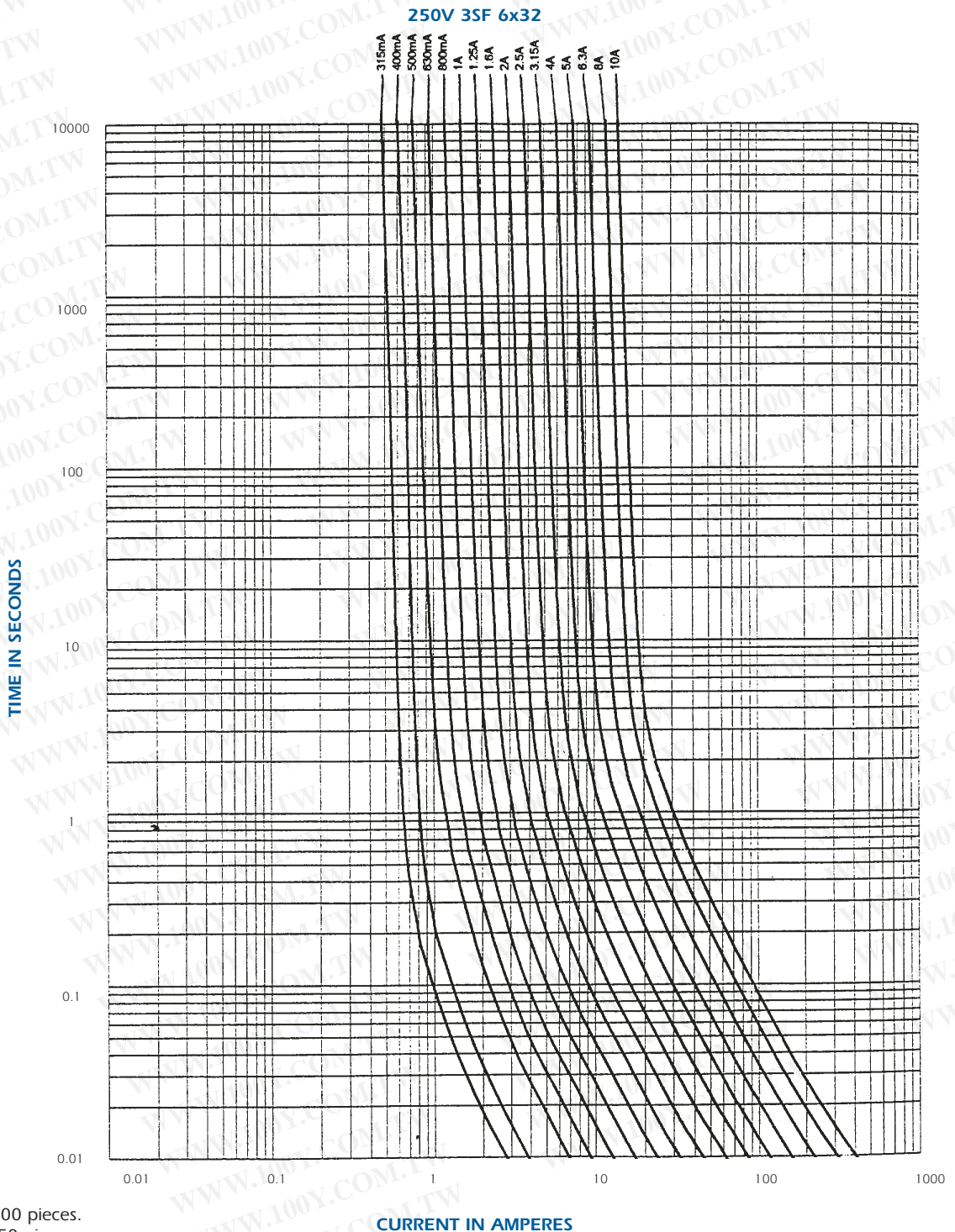
Miniature Fuses

IEC Fuses 6x32 low breaking capacity 3SF Fast Acting

Melting time limits

Current	210 % x I _n	275 % x I _n		400 % x I _n		1 000 % x I _n
50 → 100 mA	20 s maxi	2 ms mini	200 ms maxi	1 ms mini	30 ms maxi	5 ms maxi
125 mA → 10 A	20 s maxi	20 ms mini	1500 ms maxi	8 ms mini	400 ms maxi	80 ms maxi

Time-current characteristics

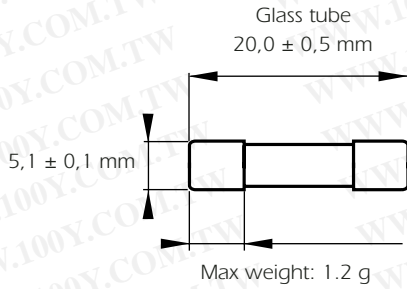


Packaging: in box of 1000 pieces.
in blister of 50 pieces.

Convenience Fuses 5F 5x20 - Fast acting

250 VAC - F: fast acting
from 0.032 to 20 A
size: 5 x 20

Dimensions



Basic Characteristics

Size	U _n Rated Voltage	Breaking Capacity	I _n Rating	Designation	Reference Number	Catalog Number
mm	V		A			
5x20	250	35A 250V	0,032	FUS.CIL.DOM(CRIS.) F5X20 0,032A	D222942	MI5F25V0,032
			0,04	FUS.CIL.DOM(CRIS.) F5X20 0,04A	M200732	MI5F25V0,04
			0,05	FUS.CIL.DOM(CRIS.) F5X20 0,05A	B201274	MI5F25V0,05
			0,063	FUS.CIL.DOM(CRIS.) F5X20 0,063A	L201789	MI5F25V0,063
			0,08	FUS.CIL.DOM(CRIS.) F5X20 0,08A	K211011	MI5F25V0,08
			0,1	FUS.CIL.DOM(CRIS.) F5X20 0,1A	L200731	MI5F25V0,1
			0,125	FUS.CIL.DOM(CRIS.) F5X20 0,125A	A201273	MI5F25V0,125
			0,16	FUS.CIL.DOM(CRIS.) F5X20 0,16A	K201788	MI5F25V0,16
			0,2	FUS.CIL.DOM(CRIS.) F5X20 0,2A	J211010	MI5F25V0,2
			0,25	FUS.CIL.DOM(CRIS.) F5X20 0,25A	A211531	MI5F25V0,25
			0,315	FUS.CIL.DOM(CRIS.) F5X20 0,315A	F212042	MI5F25V0,315
			0,4	FUS.CIL.DOM(CRIS.) F5X20 0,4A	B211532	MI5F25V0,4
			0,5	FUS.CIL.DOM(CRIS.) F5X20 0,5A	Y212564	MI5F25V0,5
			0,63	FUS.CIL.DOM(CRIS.) F5X20 0,63A	J213080	MI5F25V0,63
			0,8	FUS.CIL.DOM(CRIS.) F5X20 0,8A	G212043	MI5F25V0,8
			1	FUS.CIL.DOM(CRIS.) F5X20 1A	D213581	MI5F25V1
		1,25	FUS.CIL.DOM(CRIS.) F5X20 1,25A	D214087	MI5F25V1,25	
		1,6	FUS.CIL.DOM(CRIS.) F5X20 1,6A	Z212565	MI5F25V1,6	
		2	FUS.CIL.DOM(CRIS.) F5X20 2A	J214598	MI5F25V2	
		2,5	FUS.CIL.DOM(CRIS.) F5X20 2,5A	Q215110	MI5F25V2,5	
3,15	FUS.CIL.DOM(CRIS.) F5X20 3,15A	R215617	MI5F25V3,15			
4	FUS.CIL.DOM(CRIS.) F5X20 4A	Z216130	MI5F25V4			
5	FUS.CIL.DOM(CRIS.) F5X20 5A	W216633	MI5F25V5			
6,3	FUS.CIL.DOM(CRIS.) F5X20 6,3A	H217150	MI5F25V6,3			
8	FUS.CIL.DOM(CRIS.) F5X20 8A	M217660	MI5F25V8			
10	FUS.CIL.DOM(CRIS.) F5X20 10A	X218175	MI5F25V10			
12,5	FUS.CIL.DOM(CRIS.) F5X20 12,5A	K218693	MI5F25V12,5			
16	FUS.CIL.DOM(CRIS.) F5X20 16A	Y219211	MI5F25V16			
20	FUS.CIL.DOM(CRIS.) F5X20 20A	A219742	MI5F25V20			
		10xIn 250V				

Packaging: 10 boxes x 10 fuses.

Fuses without approval.

Miniature Fuses

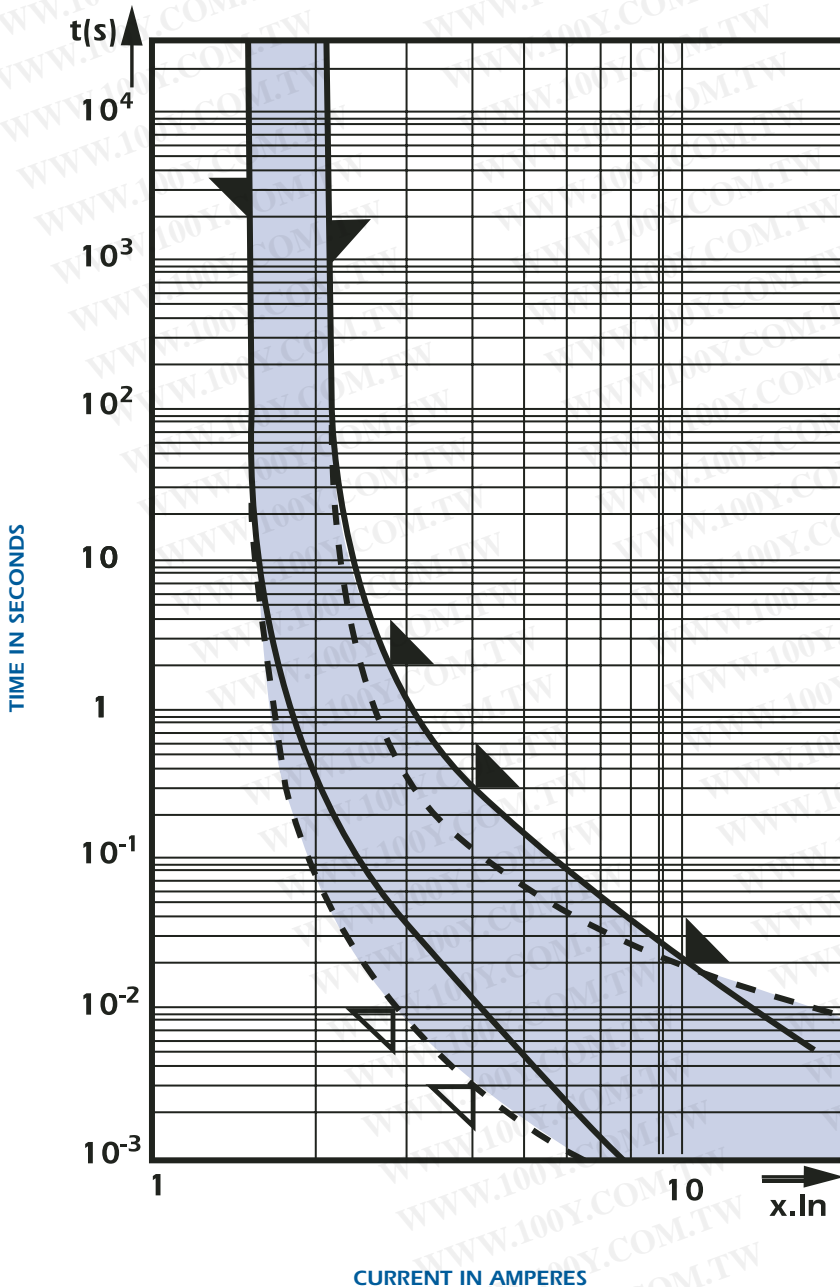
Convenience Fuses

5F 5x20 - Fast acting

Melting time limits

Current	210 % x I _n	275 % x I _n	400 % x I _n	1 000 % x I _n
0,032 mA → 100 mA	30 min maxi	10 ms mini	500 ms maxi	20 ms maxi
125 mA → 20 A	30 min maxi	50 ms mini	2 s maxi	20 ms maxi

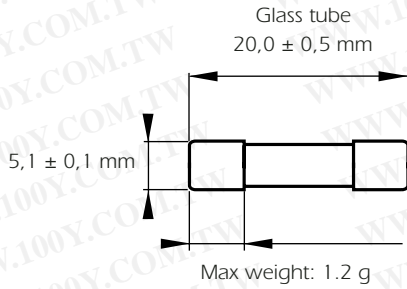
Time-current characteristics



Convenience Fuses 5SM 5x20 - Medium time lag

250 VAC - M: medium time
from 0.032 to 16 A
size: 5 x 20

Dimensions



Basic Characteristics

Size	U _n Rated Voltage	Breaking Capacity	I _n Rating	Designation	Reference Number	Catalog Number
mm	V		A			
5x20	250	80A 250V	0,032	5SM 32MA MITTELTR.	D218158	MI5SM25V0,032
			0,04	5SM 40MA MITTELTR.	Q218675	MI5SM25V0,04
			0,05	5SM 50MA MITTELTR.	D219193	MI5SM25V0,05
			0,063	5SM 63MA MITTELTR.	H219726	MI5SM25V0,063
			0,08	5SM 80MA MITTELTR.	Q222171	MI5SM25V0,08
			0,1	5SM 100MA MITTELTR.	K222925	MI5SM25V0,1
			0,125	5SM 125MA MITTELTR.	T200715	MI5SM25V0,125
			0,16	5SM 160MA MITTELTR.	H201257	MI5SM25V0,16
			0,2	5SM 200MA MITTELTR.	T201773	MI5SM25V0,2
			0,25	5SM 250MA MITTELTR.	K207147	MI5SM25V0,25
			0,315	5SM 315MA MITTELTR.	J211516	MI5SM25V0,315
			0,4	5SM 400MA MITTELTR.	N212026	MI5SM25V0,4
			0,5	5SM 500MA MITTELTR.	F212548	MI5SM25V0,5
			0,63	5SM 630MA MITTELTR.	R213064	MI5SM25V0,63
			0,8	5SM 800MA MITTELTR.	M213566	MI5SM25V0,8
			1	5SM 1A MITTELTR.	L214071	MI5SM25V1
			1,25	5SM 1,25A MITTELTR.	T214584	MI5SM25V1,25
			1,6	5SM 1,6A MITTELTR.	A215096	MI5SM25V1,6
		2	5SM 2A MITTELTR.	A215602	MI5SM25V2	
		2,5	5SM 2,5A MITTELTR.	H216115	MI5SM25V2,5	
		3,15	5SM 3,15A MITTELTR.	E216618	MI5SM25V3,15	
		4	5SM 4A MITTELTR.	R217135	MI5SM25V4	
		5	5SM 5A MITTELTR.	E218159	MI5SM25V5	
		6,3	5SM 6,3A MITTELTR.	R218676	MI5SM25V6,3	
8	5SM 8A MITTELTR.	E219194	MI5SM25V8			
10	5SM 10A MITTELTR.	J219727	MI5SM25V10			
16	5SM 16A MITTELTR.	R222172	MI5SM25V16			
		300A 250V				

Packaging: 10 boxes x 10 fuses.

Fuses without approval.

Miniature Fuses

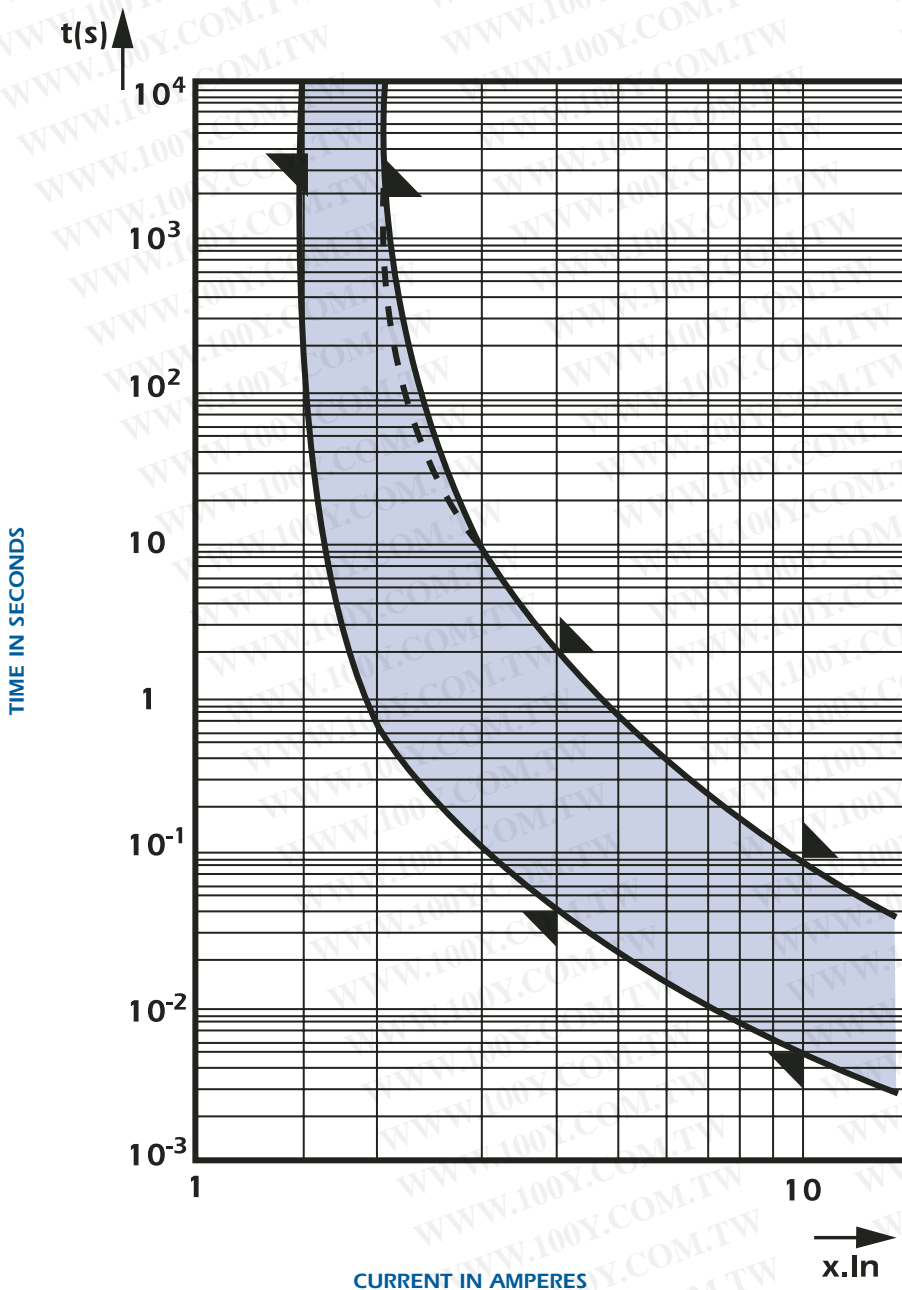
Convenience Fuses

5SM 5x20 - Medium time lag

Melting time limits

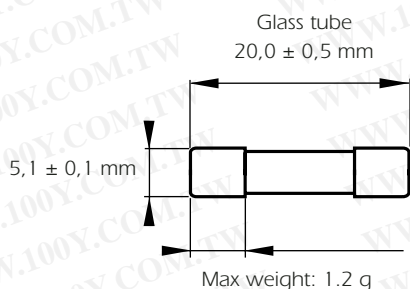
Current	210 % x I _n	400 % x I _n		1 000 % x I _n	
32 mA → 1,25A	10 min maxi	40 ms mini	2 s maxi	5 ms mini	90 ms maxi
1,6A → 16 A	30 min maxi	40 ms mini	2 s maxi	5 ms mini	90 ms maxi

Time-current characteristics



Convenience Fuses 5T 5x20 - Time lag

Dimensions



250 VAC - T: time lag
from 0.032 to 20 A
size: 5 x 20



Basic Characteristics

Size	U _n Rated Voltage	Breaking Capacity	I _n Rating	Designation	Reference Number	Catalog number	
mm	V		A				
5x20	250	35A 250V	0,032	FUS.CIL.DOM(CRIS.) T5X20	0,032A	C216639	MI5T25V0,032
			0,04	FUS.CIL.DOM(CRIS.) T5X20	0,04A	P217156	MI5T25V0,04
			0,05	FUS.CIL.DOM(CRIS.) T5X20	0,05A	T217666	MI5T25V0,05
			0,063	FUS.CIL.DOM(CRIS.) T5X20	0,063A	D218181	MI5T25V0,063
			0,08	FUS.CIL.DOM(CRIS.) T5X20	0,08A	R218699	MI5T25V0,08
			0,1	FUS.CIL.DOM(CRIS.) T5X20	0,1A	B216638	MI5T25V0,1
			0,125	FUS.CIL.DOM(CRIS.) T5X20	0,125A	N217155	MI5T25V0,125
			0,16	FUS.CIL.DOM(CRIS.) T5X20	0,16A	S217665	MI5T25V0,16
			0,2	FUS.CIL.DOM(CRIS.) T5X20	0,2A	C218180	MI5T25V0,2
			0,25	FUS.CIL.DOM(CRIS.) T5X20	0,25A	Q218698	MI5T25V0,25
			0,315	FUS.CIL.DOM(CRIS.) T5X20	0,315A	D219216	MI5T25V0,315
			0,4	FUS.CIL.DOM(CRIS.) T5X20	0,4A	E219217	MI5T25V0,4
			0,5	FUS.CIL.DOM(CRIS.) T5X20	0,5A	F219747	MI5T25V0,5
			0,63	FUS.CIL.DOM(CRIS.) T5X20	0,63A	N222192	MI5T25V0,63
			0,8	FUS.CIL.DOM(CRIS.) T5X20	0,8A	G219748	MI5T25V0,8
			1	FUS.CIL.DOM(CRIS.) T5X20	1A	J222947	MI5T25V1
			1,25	FUS.CIL.DOM(CRIS.) T5X20	1,25A	S200737	MI5T25V1,25
		1,6	FUS.CIL.DOM(CRIS.) T5X20	1,6A	P222193	MI5T25V1,6	
		2	FUS.CIL.DOM(CRIS.) T5X20	2A	G201279	MI5T25V2	
		2,5	FUS.CIL.DOM(CRIS.) T5X20	2,5A	R201794	MI5T25V2,5	
3,15	FUS.CIL.DOM(CRIS.) T5X20	3,15A	Q211016	MI5T25V3,15			
4	FUS.CIL.DOM(CRIS.) T5X20	4A	G211537	MI5T25V4			
5	FUS.CIL.DOM(CRIS.) T5X20	5A	M212048	MI5T25V5			
6,3	FUS.CIL.DOM(CRIS.) T5X20	6,3A	E212570	MI5T25V6,3			
8	FUS.CIL.DOM(CRIS.) T5X20	8A	Q213086	MI5T25V8			
10	FUS.CIL.DOM(CRIS.) T5X20	10A	J213586	MI5T25V10			
12,5	FUS.CIL.DOM(CRIS.) T5X20	12,5A	P214603	MI5T25V12,5			
16	FUS.CIL.DOM(CRIS.) T5X20	16A	X215116	MI5T25V16			
20	FUS.CIL.DOM(CRIS.) T5X20	20A	Y215623	MI5T25V20			
		10xIn 250V					

Packaging: 10 boxes x 10 fuses.

Fuses without approval.

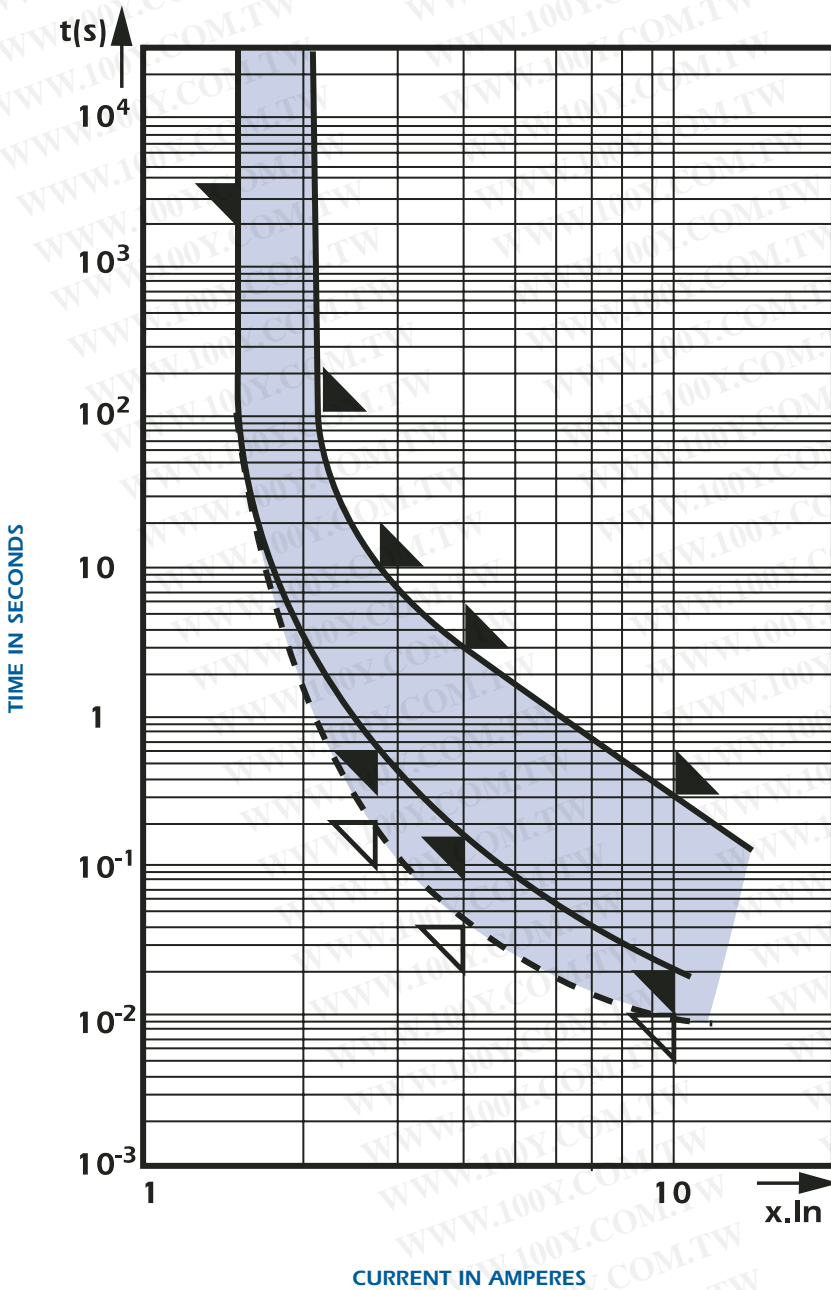
Miniature Fuses

Convenience Fuses 5T 5x20 - Time lag

Melting time limits

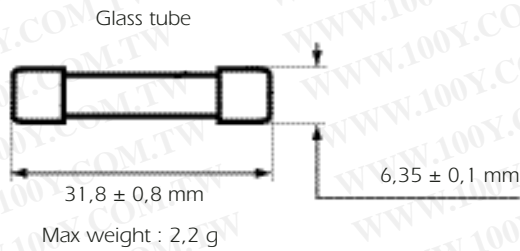
Current	210 % x I _n	275 % x I _n		400 % x I _n		1 000 % x I _n	
0,032 A → 0,1 A	2 min maxi	200 ms mini	10 s maxi	40 ms mini	3 s maxi	10 ms mini	300 ms maxi
0,125 A → 20 A	2 min maxi	600 ms mini	10 s maxi	150 ms mini	3 s maxi	20 ms mini	300 ms maxi

Time-current characteristics



Convenience Fuses 6F 6x32 - Time lag

Dimensions



250 VAC - F: fast acting
from 0.032 to 25 A
size: 6 x 32



Basic Characteristics

Size	U _n Rated Voltage	Breaking Capacity	I _n Rating	Designation	Reference Number	Catalog Number
mm	V		A			
6x32	250	35A 250V	0,032	FUS.CIL.DOM(CRIS.) F6X32 0,032A	B219214	MI6F25V0,032
			0,04	FUS.CIL.DOM(CRIS.) F6X32 0,04A	D219745	MI6F25V0,04
			0,05	FUS.CIL.DOM(CRIS.) F6X32 0,05A	L222190	MI6F25V0,05
			0,063	FUS.CIL.DOM(CRIS.) F6X32 0,063A	G222945	MI6F25V0,063
			0,08	FUS.CIL.DOM(CRIS.) F6X32 0,08A	Q200735	MI6F25V0,08
			0,1	FUS.CIL.DOM(CRIS.) F6X32 0,1A	K217152	MI6F25V0,1
			0,125	FUS.CIL.DOM(CRIS.) F6X32 0,125A	P217662	MI6F25V0,125
			0,16	FUS.CIL.DOM(CRIS.) F6X32 0,16A	Z218177	MI6F25V0,16
			0,2	FUS.CIL.DOM(CRIS.) F6X32 0,2A	M218695	MI6F25V0,2
			0,25	FUS.CIL.DOM(CRIS.) F6X32 0,25A	A219213	MI6F25V0,25
			0,315	FUS.CIL.DOM(CRIS.) F6X32 0,315A	C219744	MI6F25V0,315
			0,4	FUS.CIL.DOM(CRIS.) F6X32 0,4A	E201277	MI6F25V0,4
			0,5	FUS.CIL.DOM(CRIS.) F6X32 0,5A	K222189	MI6F25V0,5
			0,63	FUS.CIL.DOM(CRIS.) F6X32 0,63A	F222944	MI6F25V0,63
			0,8	FUS.CIL.DOM(CRIS.) F6X32 0,8A	P201792	MI6F25V0,8
		1	FUS.CIL.DOM(CRIS.) F6X32 1A	P200734	MI6F25V1	
		1,25	FUS.CIL.DOM(CRIS.) F6X32 1,25A	D201276	MI6F25V1,25	
		1,6	FUS.CIL.DOM(CRIS.) F6X32 1,6A	N211014	MI6F25V1,6	
		2	FUS.CIL.DOM(CRIS.) F6X32 2A	N201791	MI6F25V2	
		2,5	FUS.CIL.DOM(CRIS.) F6X32 2,5A	M211013	MI6F25V2,5	
		3,15	FUS.CIL.DOM(CRIS.) F6X32 3,15A	J212045	MI6F25V3,15	
		4	FUS.CIL.DOM(CRIS.) F6X32 4A	B212567	MI6F25V4	
		5	FUS.CIL.DOM(CRIS.) F6X32 5A	M213083	MI6F25V5	
		6,3	FUS.CIL.DOM(CRIS.) F6X32 6,3A	G214090	MI6F25V6,3	
		8	FUS.CIL.DOM(CRIS.) F6X32 8A	L214600	MI6F25V8	
10	FUS.CIL.DOM(CRIS.) F6X32 10A	T215113	MI6F25V10			
12,5	FUS.CIL.DOM(CRIS.) F6X32 12,5A	V215620	MI6F25V12,5			
16	FUS.CIL.DOM(CRIS.) F6X32 16A	Z216636	MI6F25V16			
20	FUS.CIL.DOM(CRIS.) F6X32 20A	Q217663	MI6F25V20			
25	FUS.CIL.DOM(CRIS.) F6X32 25A	A218178	MI6F25V25			
		10xIn 250V				

Packaging: 10 boxes x 10 fuses.

Fuses without approval.

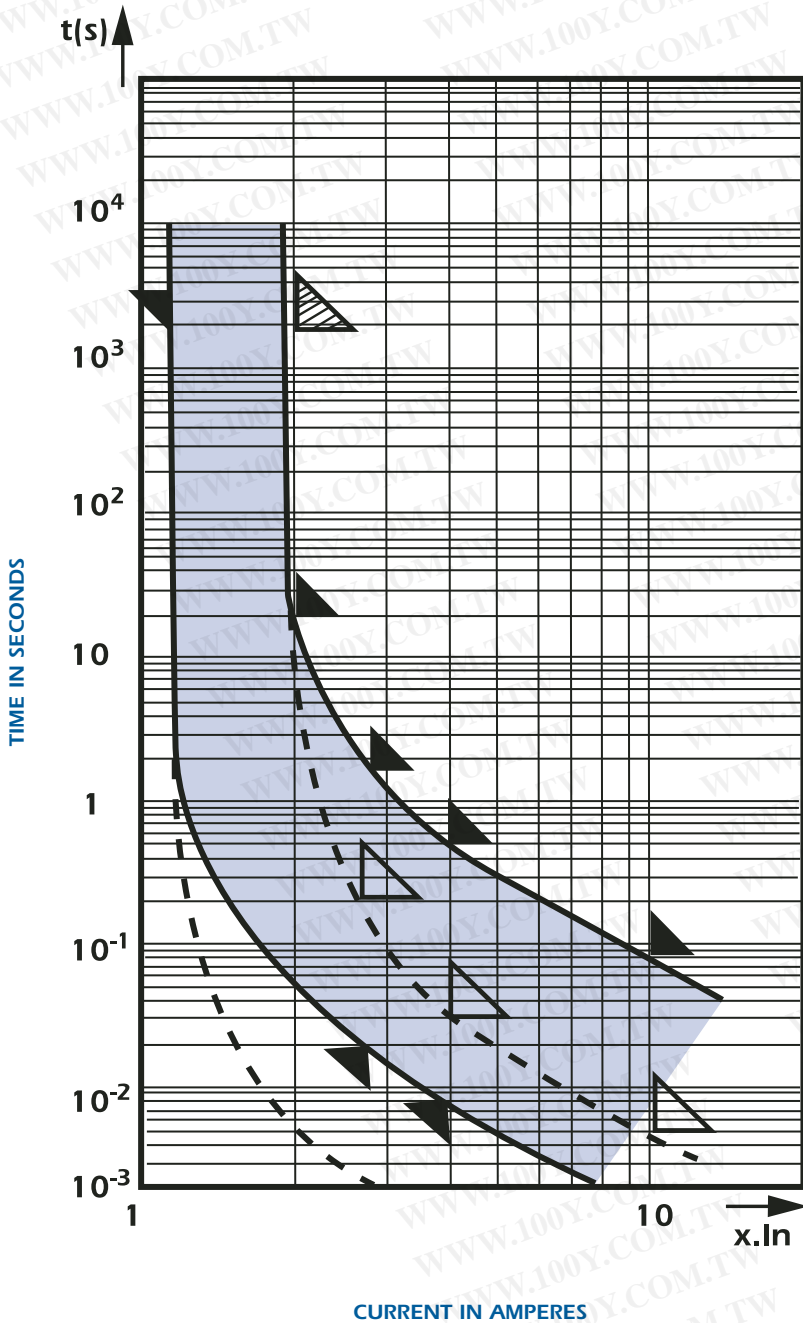
Miniature Fuses

Convenience Fuses 6F 6x32 - Time lag

Melting time limits

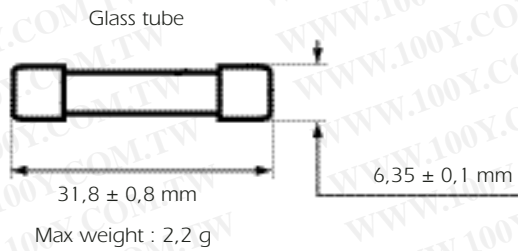
Current	210 % x I _n	275 % x I _n	400 % x I _n	1 000 % x I _n
32 → 100 mA	20 s maxi	2 ms mini	200 ms maxi	5 ms maxi
125 mA → 25 A	20 s maxi	20 ms mini	1500 ms maxi	80 ms maxi

Time-current characteristics



Convenience Fuses 6T 6x32 - Fast Acting

Dimensions



**250 VAC - T: time lag
from 0.032 to 25 A
size: 6 x 32**



Basic Characteristics

Size	U _n Rated Voltage	Breaking Capacity	I _n Rating	Designation	Reference Number	Catalog Number
mm	V		A			
6x32	250	35A 250V	0,032	FUS.CIL.DOM(CRIS.) T6X32 0,032A	H216138	MI6T25V0,032
			0,04	FUS.CIL.DOM(CRIS.) T6X32 0,04A	F216642	MI6T25V0,04
			0,05	FUS.CIL.DOM(CRIS.) T6X32 0,05A	S217159	MI6T25V0,05
			0,063	FUS.CIL.DOM(CRIS.) T6X32 0,063A	X217669	MI6T25V0,063
			0,08	FUS.CIL.DOM(CRIS.) T6X32 0,08A	G218184	MI6T25V0,08
			0,1	FUS.CIL.DOM(CRIS.) T6X32 0,1A	M214095	MI6T25V0,1
			0,125	FUS.CIL.DOM(CRIS.) T6X32 0,125A	Q214604	MI6T25V0,125
			0,16	FUS.CIL.DOM(CRIS.) T6X32 0,16A	A215625	MI6T25V0,16
			0,2	FUS.CIL.DOM(CRIS.) T6X32 0,2A	G216137	MI6T25V0,2
			0,25	FUS.CIL.DOM(CRIS.) T6X32 0,25A	E216641	MI6T25V0,25
			0,315	FUS.CIL.DOM(CRIS.) T6X32 0,315A	R217158	MI6T25V0,315
			0,4	FUS.CIL.DOM(CRIS.) T6X32 0,4A	V218702	MI6T25V0,4
			0,5	FUS.CIL.DOM(CRIS.) T6X32 0,5A	W217668	MI6T25V0,5
			0,63	FUS.CIL.DOM(CRIS.) T6X32 0,63A	F218183	MI6T25V0,63
			0,8	FUS.CIL.DOM(CRIS.) T6X32 0,8A	H219220	MI6T25V0,8
		1	FUS.CIL.DOM(CRIS.) T6X32 1A	T218701	MI6T25V1	
		1,25	FUS.CIL.DOM(CRIS.) T6X32 1,25A	G219219	MI6T25V1,25	
		1,6	FUS.CIL.DOM(CRIS.) T6X32 1,6A	K219751	MI6T25V1,6	
		2	FUS.CIL.DOM(CRIS.) T6X32 2A	J219750	MI6T25V2	
		2,5	FUS.CIL.DOM(CRIS.) T6X32 2,5A	R222195	MI6T25V2,5	
		3,15	FUS.CIL.DOM(CRIS.) T6X32 3,15A	M222950	MI6T25V3,15	
		4	FUS.CIL.DOM(CRIS.) T6X32 4A	W200740	MI6T25V4	
		5	FUS.CIL.DOM(CRIS.) T6X32 5A	K201282	MI6T25V5	
		6,3	FUS.CIL.DOM(CRIS.) T6X32 6,3A	Q212051	MI6T25V6,3	
		8	FUS.CIL.DOM(CRIS.) T6X32 8A	H212573	MI6T25V8	
10	FUS.CIL.DOM(CRIS.) T6X32 10A	S213088	MI6T25V10			
12,5	FUS.CIL.DOM(CRIS.) T6X32 12,5A	L213588	MI6T25V12,5			
16	FUS.CIL.DOM(CRIS.) T6X32 16A	N214096	MI6T25V16			
20	FUS.CIL.DOM(CRIS.) T6X32 20A	R214605	MI6T25V20			
25	FUS.CIL.DOM(CRIS.) T6X32 25A	Z215118	MI6T25V25			
		10xI _n 250V				

Packaging: 10 boxes x 10 fuses.

Fuses without approval.

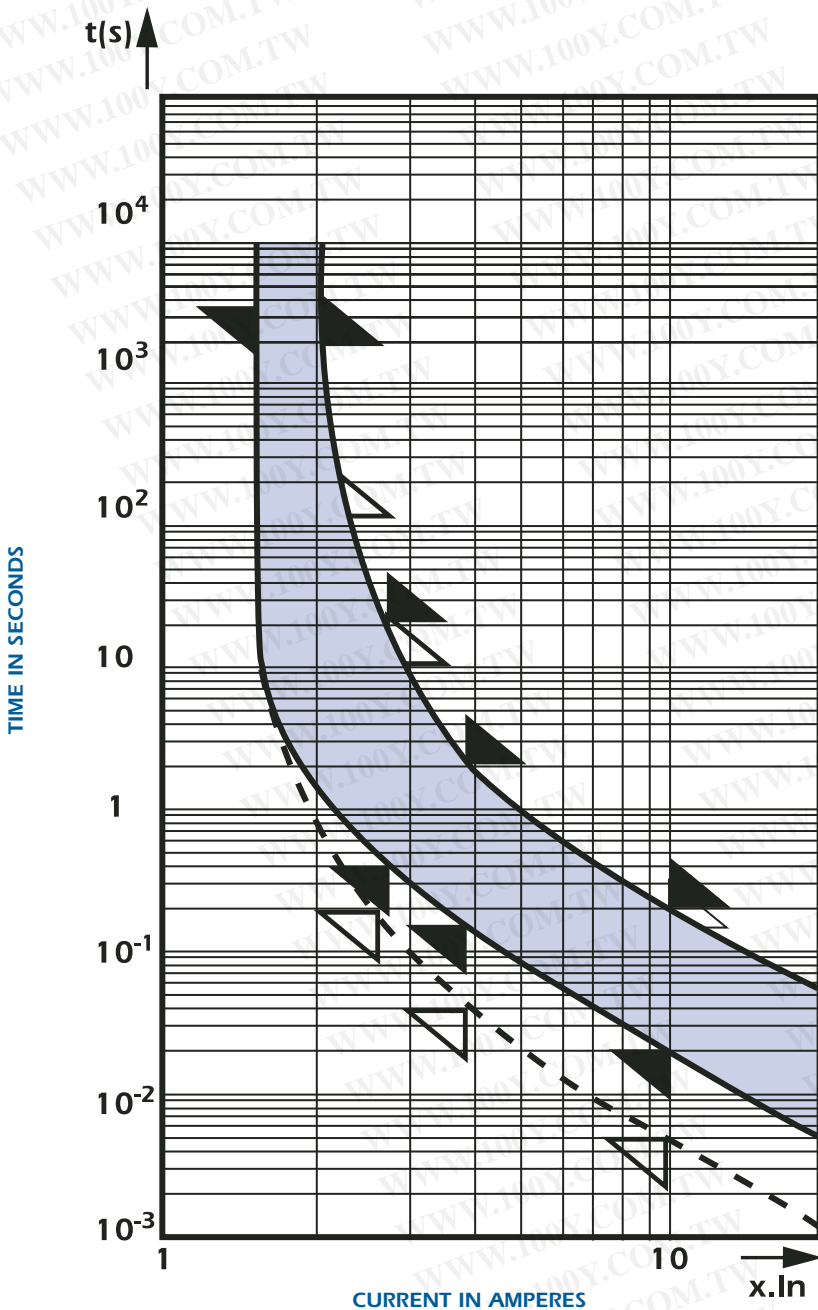
Miniature Fuses

Convenience Fuses 6T 6x32 - Fast Acting

Melting time limits

Current	210 % x I _n	275 % x I _n	400 % x I _n	1 000 % x I _n
32 → 100 mA	2 min maxi	0,2 ms mini	10 ms maxi	40 ms mini
125 mA → 25 A	30 min maxi	0,40 ms mini	20 ms maxi	150 ms mini

Time-current characteristics

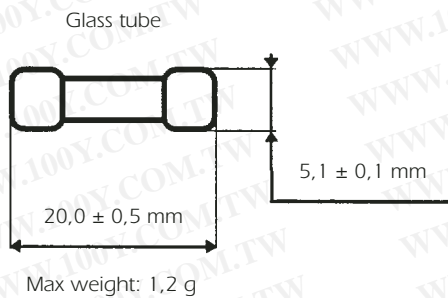


UL Fuses 5x20 5MF Fast Blow

Complying with UL / CSA 248-14

250 VAC/ 125 VAC
FROM 0.08 TO 8 A

Dimensions



Basic Characteristics

Size	Rated Voltage	Rated Current	Breaking Capacity under		Max power dissip	Max voltage drop	Designation	Reference Number	Catalog Number	
mm	VAC	A	250 VAC	125 VAC	W	V				
5 x 20	250	0,080	200	10 000	0,32	3,05	250V 5MF 0,08 A	5 x 20	Q208601	MI5MF25V0,08
		0,100			0,35	2,65	250V 5MF 0,100 A	5 x 20	F207511	MI5MF25V0,1
		0,125			0,6	3,64	250V 5MF 0,125 A	5 x 20	G207512	MI5MF25V0,125
		0,200			0,72	2,76	250V 5MF 0,200 A	5 x 20	H207513	MI5MF25V0,2
		0,250			0,79	2,40	250V 5MF 0,250 A	5 x 20	J207514	MI5MF25V0,25
		0,300			0,84	2,09	250V 5MF 0,300 A	5 x 20	K207515	MI5MF25V0,3
		0,400					250V 5MF 0,400 A	5 x 20	L207516	MI5MF25V0,4
		0,500			1,04	1,58	250V 5MF 0,500 A	5 x 20	V206236	MI5MF25V0,5
		0,600					250V 5MF 0,600 A	5 x 20	W206237	MI5MF25V0,6
		0,700			0,20	0,22	250V 5MF 0,700 A	5 x 20	M207517	MI5MF25V0,7
	0,750			250V 5MF 0,750 A	5 x 20	X206238	MI5MF25V0,75			
	0,800			250V 5MF 0,800 A	5 x 20	N207518	MI5MF25V0,8			
	1,000	0,26	0,2	250V 5MF 1 A	5 x 20	Y206239	MI5MF25V1			
	1,250	0,31	0,19	250V 5MF 1,25 A	5 x 20	Z206240	MI5MF25V1,25			
	1,500	0,36	0,18	250V 5MF 1,5 A	5 x 20	A206241	MI5MF25V1,5			
	1,600		0,18	250V 5MF 1,6 A	5 x 20	P207519	MI5MF25V1,6			
	2,000	0,44	0,17	250V 5MF 2 A	5 x 20	B206242	MI5MF25V2			
	2,500	0,52	0,16	250V 5MF 2,5 A	5 x 20	C206243	MI5MF25V2,5			
	3,000	0,59	0,15	250V 5MF 3 A	5 x 20	D206244	MI5MF25V3			
	125	4,000	0,73	0,14	125V 5MF 4 A	5 x 20	E206245	MI5MF12,5V4		
5,000		0,86	0,13	125V 5MF 5 A	5 x 20	F206246	MI5MF12,5V5			
6,000		0,98	0,12	125V 5MF 6 A	5 x 20	G206247	MI5MF12,5V6			
7,000		1,1	0,12	125V 5MF 7 A	5 x 20	H206248	MI5MF12,5V7			
8,000		1,22	0,12	125V 5MF 8 A	5 x 20	J206249	MI5MF12,5V8			

Miniature Fuses

UL Fuses

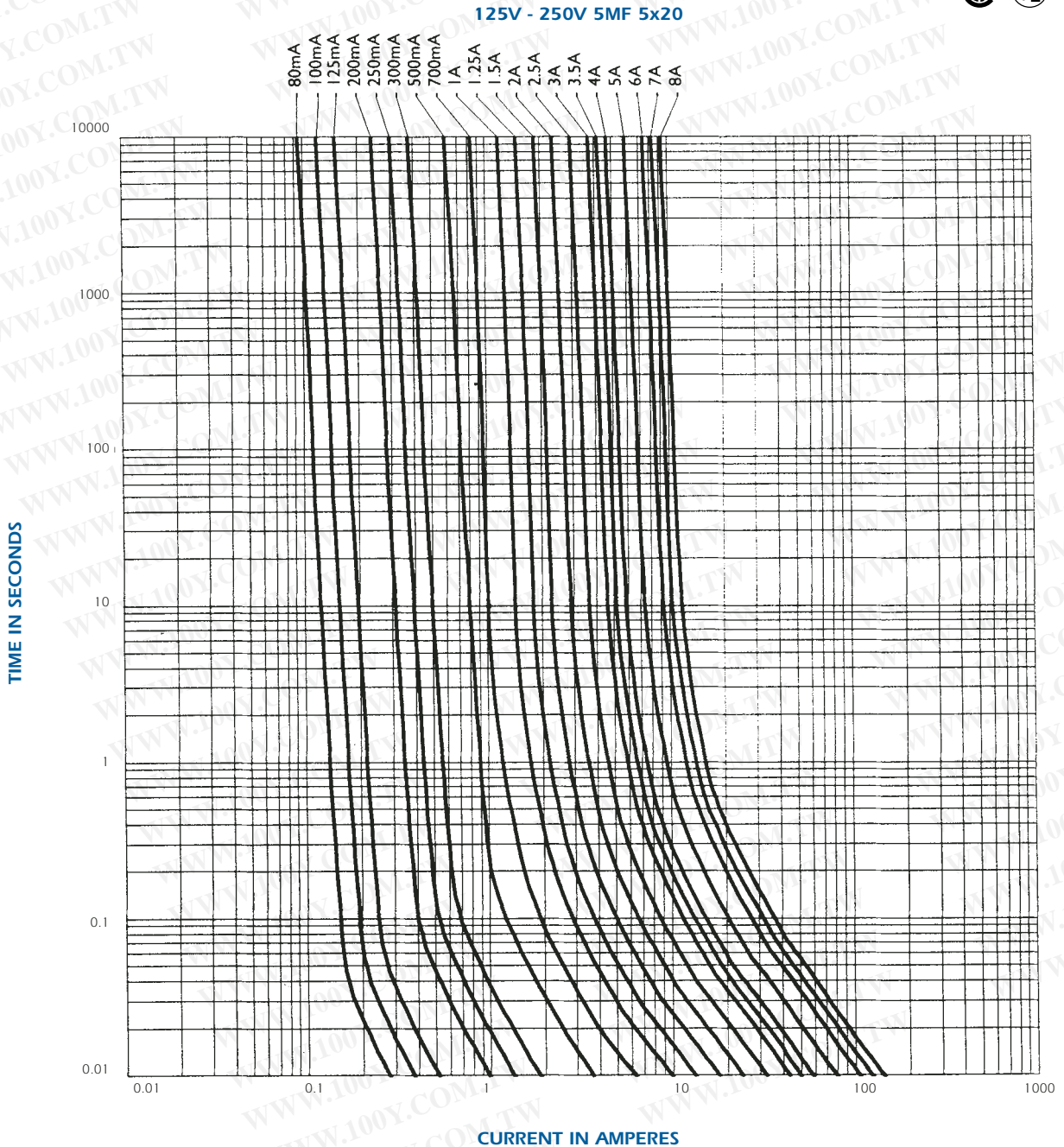
5x20

5MF Fast Blow

Melting time limits

Current	100 % x I _n	135 % x I _n	200 % x I _n
0,08 -> 8 A	4 h mini	1 h maxi	5 s maxi

Time-current characteristics



Packaging: in box of 1000 pieces.
in blister of 50 pieces.

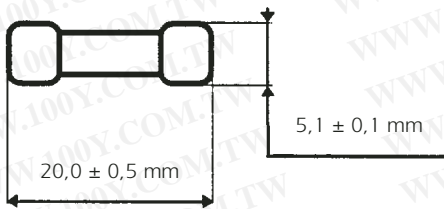
UL Fuses 5x20 5TT Slow Blow

Complying with UL / CSA 248-14

**250 VAC / 125 VAC
FROM 0.08 TO 10 A**

Dimensions

Glass tube \leq 5A. Ceramic tube \geq 6A



Max weight: 1.2 g



Basic Characteristics

Size mm	Rated Voltage VAC	Rated Current A	Breaking Capacity under		Max power dissip W	Max voltage drop V	Designation	Reference Number	Catalog Number
			250 VAC	125 VAC					
5 x 20	250	0,080*	100	10 000			250V 5TT 0,080 A 5 x 20	N207564	MI5TT 25V0,08
		0,100			0,45	2,8	250V 5TT 0,100 A 5 x 20	P207565	MI5TT 25V0,1
		0,125			0,48	2,3	250V 5TT 0,125 A 5 x 20	Q207566	MI5TT 25V0,125
		0,200			0,55	1,7	250V 5TT 0,200 A 5 x 20	R207567	MI5TT 25V0,2
		0,250			0,58	1,4	250V 5TT 0,250 A 5 x 20	S207568	MI5TT 25V0,25
		0,300			0,62	1,2	250V 5TT 0,300 A 5 x 20	T207569	MI5TT 25V0,3
		0,400			0,66	1,0	250V 5TT 0,400 A 5 x 20	V207570	MI5TT 25V0,4
		0,500			0,70	0,86	250V 5TT 0,500 A 5 x 20	W207571	MI5TT 25V0,5
		0,600					250V 5TT 0,600 A 5 x 20	X207572	MI5TT 25V0,6
		0,700					250V 5TT 0,700 A 5 x 20	Y207573	MI5TT 25V0,7
		0,750			0,79	0,64	250V 5TT 0,750 A 5 x 20	Z207574	MI5TT 25V0,75
		0,800					250V 5TT 0,800 A 5 x 20	A207575	MI5TT 25V0,8
		1,000			0,85	0,52	250V 5TT 1 A 5 x 20	B207576	MI5TT 25V1
		1,250			0,91	0,44	250V 5TT 1,25 A 5 x 20	C207577	MI5TT 25V1,250
	1,500			250V 5TT 1,5 A 5 x 20	D207578	MI5TT 25V1,5			
	1,600	0,97	0,37	250V 5TT 1,6 A 5 x 20	E207579	MI5TT 25V1,6			
	2,000	1,03	0,32	250V 5TT 2 A 5 x 20	F207580	MI5TT 25V2			
	2,500	1,1	0,27	250V 5TT 2,5 A 5 x 20	G207581	MI5TT 25V2,5			
	3,000	1,17	0,23	250V 5TT 3 A 5 x 20	H207582	MI5TT 25V3			
	125	4,000	1,25	0,19	125V 5TT 4 A 5 x 20	J207606	MI5TT 12,5V4		
5,000		1,33	0,16	125V 5TT 5 A 5 x 20	K207607	MI5TT 12,5V5			
6,000		1,23	0,12	125V 5TT 6 A 5 x 20	L207608	MI5TT 12,5V6			
7,000		—	—	125V 5TT 7 A 5 x 20	M207609	MI5TT 12,5V7			
8,000		—	—	125V 5TT 8 A 5 x 20	N207610	MI5TT 12,5V8			
10,000		—	—	125V 5TT 10 A 5 x 20	F208937	MI5TT 12,5V10			

* Non approval rating

Miniature Fuses

UL Fuses

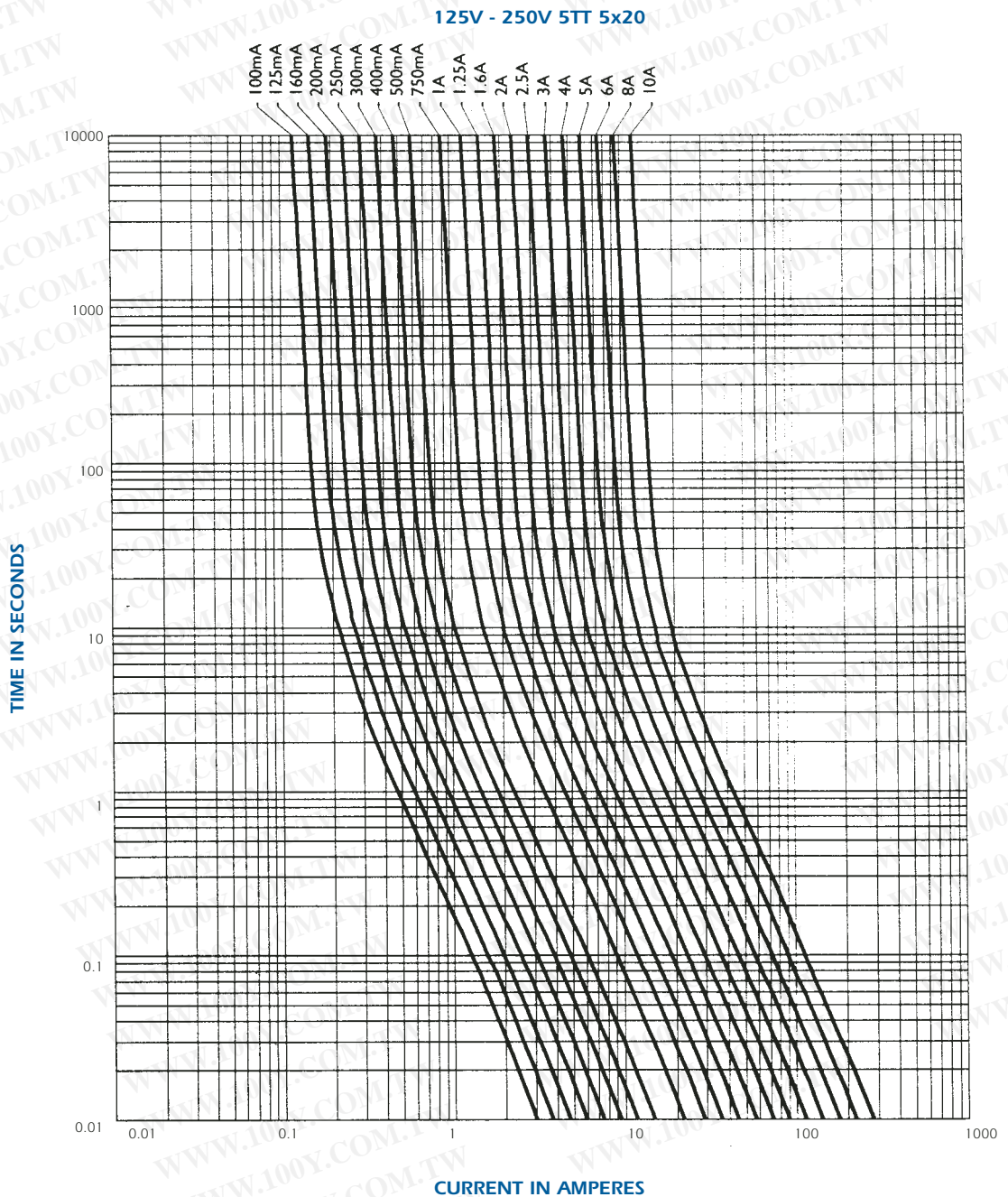
5x20

5TT Slow Blow

Melting time limits

Current	100 % x I _n	135 % x I _n	200 % x I _n	
0,08 → 3 A	4 h mini	1 h maxi	5s mini	30s maxi
4 A → 10 A	4h mini	1 h maxi	3s mini	30s maxi

Time-current characteristics



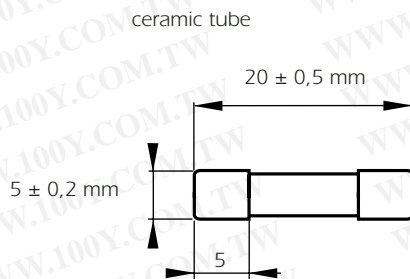
Packaging: in box of 1000 pieces.
in blister of 50 pieces.

UL Fuses 5x20 SU Medium time Lag

Complying with UL 198-G and CSA 22-2
Approvals: UL Listed E 90660 - CSA certified LR 49184.3

250 VAC
FROM 1,25 TO 12,5 A

Dimensions



Max weight: 1.5 g



Basic Characteristics

Size	Rated Voltage	Rated Current	Breaking Capacity under 250 VAC	Max voltage drop	Designation	Reference Number	Catalog Number
mm	V	A	A	V			
5 x 20	250	1,25	10 000 Cos φ = 0,7 à 0,8	0,60	250V SU 1,25A 5x20	G087498	MI5SU25V1,25
		1,6		0,50	250V SU 1,60A 5x20	H087499	MI5SU25V1,6
		2		0,40	250V SU 2,00A 5x20	J087500	MI5SU25V2
		2,5		0,35	250V SU 2,50A 5x20	K087501	MI5SU25V2,5
		3,15		0,29	250V SU 3,15A 5x20	L087502	MI5SU25V3,15
		4		0,24	250V SU 4,00A 5x20	M087503	MI5SU25V4
		5		0,20	250V SU 5,00A 5x20	N087504	MI5SU25V5
		6,3		0,17	250V SU 6,30A 5x20	P087505	MI5SU25V6,3
		8		0,15	250V SU 8,00A 5x20	Q087506	MI5SU25V8
		10		0,14	250V SU 10,00A 5x20	R087507	MI5SU25V10
		12,5		0,12	250V SU 12,50A 5x20	S087508	MI5SU25V12,5

Miniature Fuses

UL Fuses

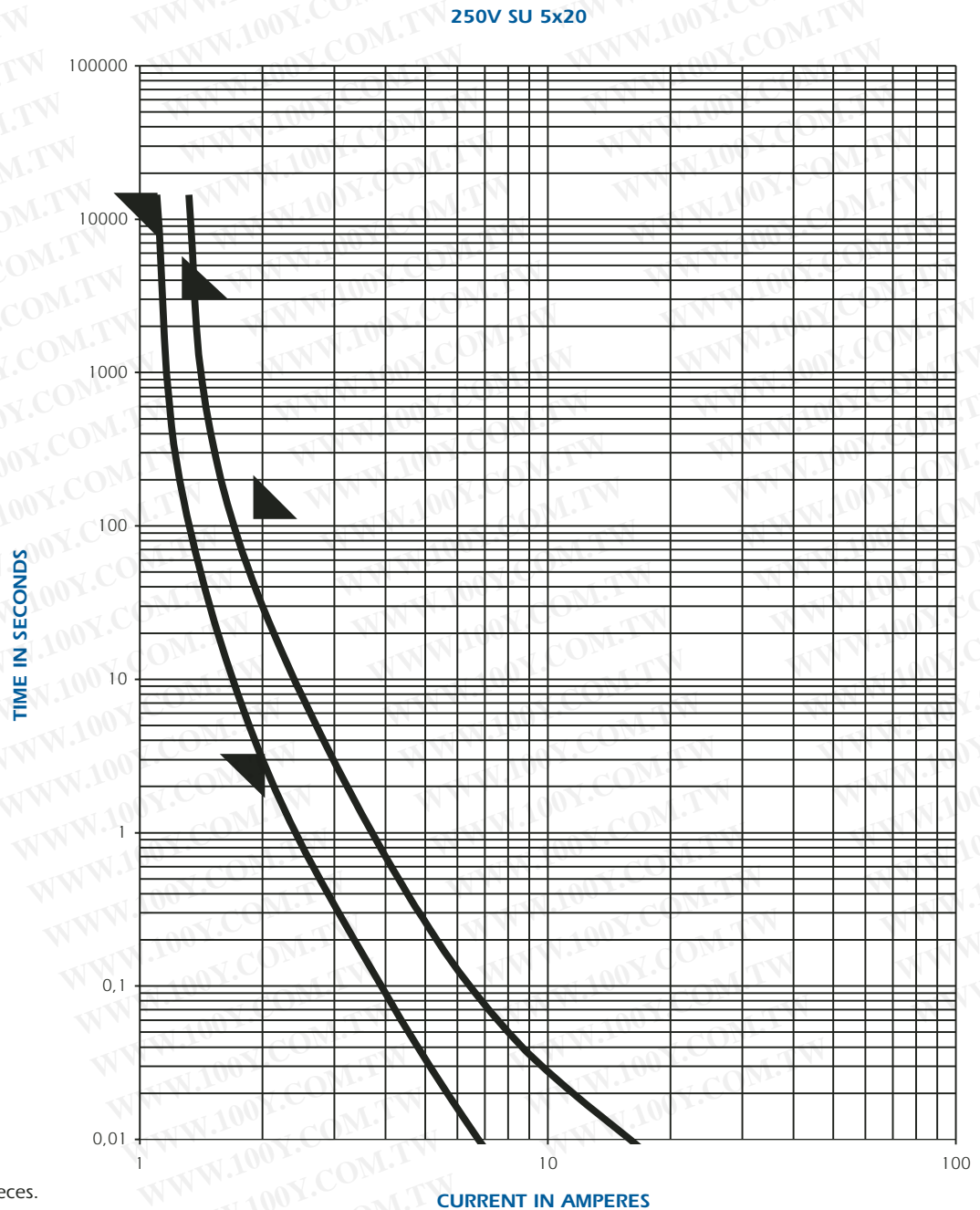
5x20

SU Medium time Lag

Melting time limits

Current	110 % I_n	135 % $\times I_n$	200 % $\times I_n$	
1,25 → 15 A	4 h mini	1 h maxi	3 s mini	120 s maxi

Time-current characteristics



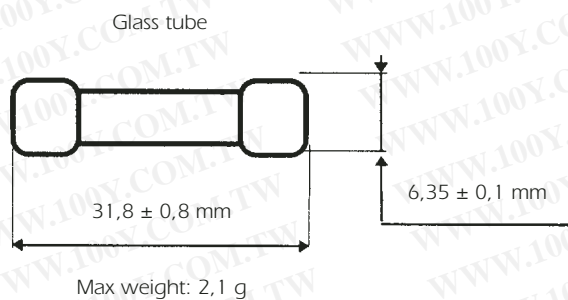
Packaging: in blister of 50 pieces.

UL Fuses 6x32 3AG Fast Blow

Complying with UL / CSA STD 248-14

250 VAC / 125 VAC
FROM 0,1 TO 15 A

Dimensions



Basic Characteristics

Size mm	Rated Voltage VAC	Rated Current A	Breaking Capacity under		Max power dissip W	Max voltage drop V	Designation	Reference Number	Catalog Number
			250 VAC	125 VAC					
6 x 32	250	0,100	200	10 000	0,59	4,5	250V 3AG 0,100 A 6 x 32	D085701	MI6AG25V0,1
		0,125			0,80	4,5	250V 3AG 0,125 A 6 x 32	E085702	MI6AG25V0,125
		0,150			0,94	4,3	250V 3AG 0,150 A 6 x 32	F085703	MI6AG25V0,15
		0,175			0,96	4,1	250V 3AG 0,175 A 6 x 32	G085704	MI6AG25V0,175
		0,200			1,10	3,9	250V 3AG 0,200 A 6 x 32	H085705	MI6AG25V0,2
		0,250			1,29	3,6	250V 3AG 0,250 A 6 x 32	J085706	MI6AG25V0,25
		0,300			1,51	3,4	250V 3AG 0,300 A 6 x 32	K085707	MI6AG25V0,3
		0,375			1,64	3,2	250V 3AG 0,375 A 6 x 32	L085708	MI6AG25V0,375
		0,500			0,25	2,9	250V 3AG 0,500 A 6 x 32	M085709	MI6AG25V0,5
		0,600			0,30	0,21	250V 3AG 0,600 A 6 x 32	N085710	MI6AG25V0,6
		0,750			0,30	0,24	250V 3AG 0,750 A 6 x 32	P085711	MI6AG25V0,75
		1,000			0,37	0,23	250V 3AG 1,000 A 6 x 32	Q085712	MI6AG25V1
		1,250			0,44	0,21	250V 3AG 1,250 A 6 x 32	R085713	MI6AG25V1,25
		1,500			0,51	0,2	250V 3AG 1,500 A 6 x 32	S085714	MI6AG25V1,5
		2,000			0,59	0,18	250V 3AG 2,000 A 6 x 32	T085715	MI6AG25V2
		2,500			0,7	0,17	250V 3AG 2,500 A 6 x 32	V085716	MI6AG25V2,5
		3,000			0,83	0,162	250V 3AG 3,000 A 6 x 32	W085717	MI6AG25V3
		4,000			1	0,154	250V 3AG 4,000 A 6 x 32	X085718	MI6AG25V4
		5,000			1,2	0,146	250V 3AG 5,000 A 6 x 32	Y085719	MI6AG25V5
		6,000			1,4	0,139	250V 3AG 6,000 A 6 x 32	Z085720	MI6AG25V6
7,000	1,6	0,135	250V 3AG 7,000 A 6 x 32	A085721	MI6AG25V7				
8,000	1,7	0,132	250V 3AG 8,000 A 6 x 32	B085722	MI6AG25V8				
10,000	2	0,125	250V 3AG 10,00 A 6 x 32	C085723	MI6AG25V10				
125	12,000	-	2,4	0,12	125V 3AG 12,00 A 6 x 32	D207509	MI6AG12,5V12		
	15,000	-	2,8	0,114	125V 3AG 15,00 A 6 x 32	E207510	MI6AG12,5V15		

Miniature Fuses

UL Fuses


6x32

3AG Fast Blow

Melting time limits

Current	100 % x I _n	135 % x I _n	200 % x I _n
0,1 → 15 A	4 h mini	1 h maxi	5 s maxi

Time-current characteristics



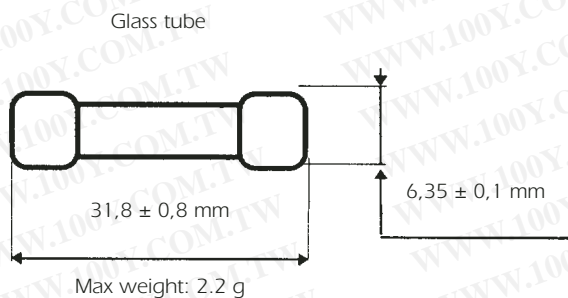
Packaging: in box of 1000 pieces.
in blister of 50 pieces.

UL Fuses 6x32 3SB Slow Blow

Complying with UL / CSA STD 248-14

250 VAC / 125 VAC
FROM 0,062 TO 15 A

Dimensions



Basic Characteristics

Size mm	Rated Voltage VAC	Rated Current A	Breaking Capacity under		Max power dissip W	Max voltage drop V	Designation	Reference Number	Catalog Number	
			250 VAC	125 VAC						
6 x 32	250	0,063	35 A	10 000	0,71	6,9	250V 3SB 0,062 A 6 x 32	B207507	MI6SB25V0,062	
		0,08			0,74	5,7	250V 3SB 0,08 A 6 x 32	C207508	MI6SB25V0,08	
		0,1			0,54	3,3	250V 3SB 0,1 A 6 x 32	D085724	MI6SB25V0,1	
		0,125			0,56	2,7	250V 3SB 0,125 A 6 x 32	E085725	MI6SB25V0,125	
		0,15			0,59	2,3	250V 3SB 0,15 A 6 x 32	F085726	MI6SB25V0,15	
		0,175			0,60	2,2	250V 3SB 0,175 A 6 x 32	G085727	MI6SB25V0,175	
		0,2			0,61	1,9	250V 3SB 0,2 A 6 x 32	H085728	MI6SB25V0,2	
		0,25			0,64	1,6	250V 3SB 0,25 A 6 x 32	J085729	MI6SB25V0,25	
		0,3			0,68	1,3	250V 3SB 0,3 A 6 x 32	K085730	MI6SB25V0,3	
		0,375			0,71	1,1	250V 3SB 0,375 A 6 x 32	V087510	MI6SB25V0,375	
		0,4			0,73	1	250V 3SB 0,4 A 6 x 32	X087512	MI6SB25V0,4	
		0,5			0,75	0,9	250V 3SB 0,5 A 6 x 32	Y087513	MI6SB25V0,5	
		0,6			0,8	0,8	250V 3SB 0,6 A 6 x 32	Z087514	MI6SB25V0,6	
		0,75			0,83	0,7	250V 3SB 0,75 A 6 x 32	A087515	MI6SB25V0,75	
		1			0,88	0,5	250V 3SB 1 A 6 x 32	B087516	MI6SB25V1	
		1,25	0,9	0,5	250V 3SB 1,25 A 6 x 32	C087517	MI6SB25V1,25			
		1,5	1	0,38	250V 3SB 1,5 A 6 x 32	D087518	MI6SB25V1,5			
		1,8	1	0,34	250V 3SB 1,8 A 6 x 32	E087519	MI6SB25V1,8			
		2	1	0,32	250V 3SB 2 A 6 x 32	F087520	MI6SB25V2			
		2,5	1,1	0,27	250V 3SB 2,5 A 6 x 32	G087521	MI6SB25V2,5			
		3	1,1	0,22	250V 3SB 3 A 6 x 32	H087522	MI6SB25V3			
		4	1,2	0,19	250V 3SB 4 A 6 x 32	J087523	MI6SB25V4			
		5	1,3	0,16	250V 3SB 5 A 6 x 32	K087524	MI6SB25V5			
		6	1,6	0,16	250V 3SB 6 A 6 x 32	L087525	MI6SB25V6			
		7	1,8	0,16	250V 3SB 7 A 6 x 32	M087526	MI6SB25V7			
		8	1,9	0,15	250V 3SB 8 A 6 x 32	O087529	MI6SB25V8			
		125	10	-	-	2,3	0,14	125V 3SB 10 A 6 x 32	Y207619	MI6SB12,5V10
			12			2,6	0,13	125V 3SB 12 A 6 x 32	Z207620	MI6SB12,5V12
			15			3	0,12	125V 3SB 15 A 6 x 32	A207621	MI6SB12,5V15

Miniature Fuses

UL Fuses


6x32

3SB Slow Blow

Melting time limits

Current	100 % x I _n	135 % x I _n	200 % x I _n	
0,063 → 15 A	4 h mini	1 h maxi	5 s mini	30 s maxi

Time-current characteristics



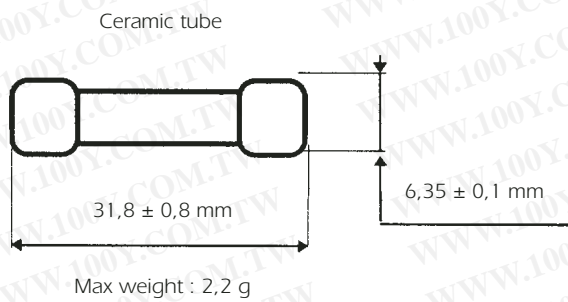
Packaging: in box of 1000 pieces.
in blister of 50 pieces.

UL Fuses 6x32 3AB Fast Blow

Complying with UL / CSA STD 248-14

250 VAC
FROM 0.1 TO 15 A

Dimensions



Basic Characteristics

Size mm	Rated Voltage VAC	Rated Current A	Breaking Capacity under 250 VAC 125 VAC		Max power dissip W	Max voltage drop V	Designation	Reference Number	Catalog Number
			A	A					
6 x 32	250	0,1 A	35 A	10 000	0,59	4,5	250V 3AB 0,1 A 6 x 32	R208602	MI6AB25V0,100
		0,125 A			0,74	4,5	250V 3AB 0,125 A 6 x 32	S208603	MI6AB25V0,125
		0,16 A			0,87	4,2	250V 3AB 0,16 A 6 x 32	T208604	MI6AB25V0,160
		0,2 A			1,02	3,9	250V 3AB 0,2 A 6 x 32	V208605	MI6AB25V0,200
		0,25 A			1,19	3,6	250V 3AB 0,25 A 6 x 32	W208606	MI6AB25V0,250
		0,3 A			1,4	3,4	250V 3AB 0,3 A 6 x 32	X208607	MI6AB25V0,3
		0,375 A			1,58	3,2	250V 3AB 0,375 A 6 x 32	Y208608	MI6AB25V0,375
		0,5 A			1,92	2,9	250V 3AB 0,5 A 6 x 32	L206251	MI6AB25V0,5
		0,75 A			0,3	0,2	250V 3AB 0,75 A 6 x 32	N206253	MI6AB25V0,75
		1 A			0,37	0,23	250V 3AB 1 A 6 x 32	P206254	MI6AB25V1
		1,5 A			0,5	0,2	250V 3AB 1,5 A 6 x 32	R206256	MI6AB25V1,5
		2 A			0,59	0,18	250V 3AB 2 A 6 x 32	S206257	MI6AB25V2
		2,5 A			0,7	0,17	250V 3AB 2,5 A 6 x 32	T206258	MI6AB25V2,5
		3 A			0,83	0,162	250V 3AB 3 A 6 x 32	V206259	MI6AB25V3
		3,5 A			0,91	0,157	250V 3AB 3,5 A 6 x 32	M206252	MI6AB25V3,5
		4 A	1	0,154	250V 3AB 4 A 6 x 32	W206260	MI6AB25V4		
		4,5 A	1,1	0,150	250V 3AB 4,5 A 6 x 32	Q206255	MI6AB25V4,5		
		5 A	1,2	0,146	250V 3AB 5 A 6 x 32	X206261	MI6AB25V5		
		6 A	1,4	0,139	250V 3AB 6 A 6 x 32	Y206262	MI6AB25V6		
		7 A	1,6	0,135	250V 3AB 7 A 6 x 32	Z206263	MI6AB25V7		
		8 A	1,7	0,132	250V 3AB 8 A 6 x 32	A206264	MI6AB25V8		
		10 A	2	0,125	250V 3AB 10 A 6 x 32	B206265	MI6AB25V10		
		12 A*	2,2	0,120	250V 3AB 12 A 6 x 32	C206266	MI6AB25V12		
		15 A*	2,5	0,114	250V 3AB 15 A 6 x 32	D206267	MI6AB25V15		

* Non approval rating.

Miniature Fuses

UL Fuses


6x32

3AB Fast Blow

Melting time limits

Current	100 % x I _n	135 % x I _n	200 % x I _n
0,1 → 15 A	4 h mini	1 h maxi	5 s maxi

Time-current characteristics



Packaging: in box of 1000 pieces.
in blister of 50 pieces.

Very HRC Fuses

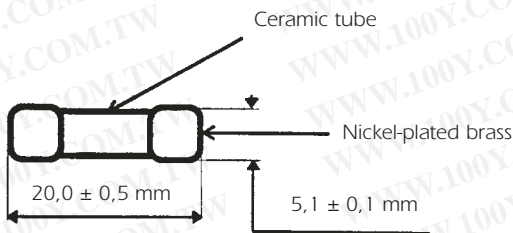
5x20

125V to 250V - FA/FB Very Fast Acting

Approvals UL recognized E 90660

FROM 0,04 TO 20A

Dimensions



FA,FB: fuses with filler
Max weight: 1.2 g



Basic Characteristics

Size	Rated Voltage	Rated Current	Breaking Capacity	[I ² t] Pre-arcing	[I ² t] Total clearing at Un	Max voltage drop at In	Designation	Reference Number	Catalog Number	
mm	VAC	A		A ² s		V				
5 x 20	250	0,040*	250 VAC 4 kA	0,00013	0,0004	1,5	250V FB 0,040 A 5x20	K084051	MI5FB25V1,26	
		0,050*		0,00020	0,0006	1,5	250V FB 0,050 A 5x20	Q080468	MI5FB25V0,05	
		0,063*		0,00041	0,0012	1,3	250V FB 0,063 A 5x20	N084054	MI5FB25V0,063	
		0,080*	cos φ ≥ 0,7	0,00077	0,0022	1,1	250V FB 0,080 A 5x20	P080467	MI5FB25V0,08	
		0,100*		0,00131	0,0037	1,1	250V FB 0,100 A 5x20	L084052	MI5FB25V0,1	
		0,125	250 VAC 30 kA	0,00077	0,0021	1,7	250V FA 0,125 A 5x20	L084029	MI5FA25V0,125	
		0,160		0,0020	0,006	1,3	250V FA 0,160 A 5x20	F084001	MI5FA25V0,16	
		0,200		0,0046	0,013	1,1	250V FA 0,200 A 5x20	Y084017	MI5FA25V0,2	
		0,250		cos φ ≥ 0,2	0,009	0,025	1,0	250V FA 0,250 A 5x20	G084002	MI5FA25V0,25
		0,315			0,016	0,045	0,90	250V FA 0,315 A 5x20	Z084018	MI5FA25V0,315
		0,400		0,03	0,085	0,85	250V FA 0,400 A 5x20	A084019	MI5FA25V0,4	
		0,500		0,05	0,15	0,80	250V FA 0,500 A 5x20	H084003	MI5FA25V0,5	
		0,630		0,12	0,35	0,70	250V FA 0,630 A 5x20	X084016	MI5FA25V0,63	
		0,800		0,25	0,72	0,60	250V FA 0,800 A 5x20	C084021	MI5FA25V0,8	
		1,000		0,11	0,25	0,46	250V FA 1,000 A 5x20	J084004	MI5FA25V1	
		1,250	Ic = 10 kA	0,26	0,65	0,36	250V FA 1,250 A 5x20	K084005	MI5FA25V1,25	
		1,600	under	0,39	0,9	0,42	250V FA 1,600 A 5x20	L084006	MI5FA25V1,6	
		2,000	250 VAC cos φ ≥ 0,7	0,81	1,9	0,37	250V FA 2,000 A 5x20	M084007	MI5FA25V2	
		2,500		1,44	3,2	0,34	250V FA 2,500 A 5x20	N084008	MI5FA25V2,5	
		3,150		2,46	5,5	0,33	250V FA 3,150 A 5x20	P084009	MI5FA25V3,15	
		4,000		4,6	10	0,31	250V FA 4,000 A 5x20	Q084010	MI5FA25V4	
		5,000		11	25	0,24	250V FA 5,000 A 5x20	R084011	MI5FA25V5	
		6,300		23	50	0,20	250V FA 6,300 A 5x20	S084012	MI5FA25V6,3	
8	2,5	40		0,10	250V FA 8,000 A 5x20	T084013	MI5FA25V8			
10	4,5	70	0,095	250V FA 10,00 A 5x20	V084014	MI5FA25V10				
# 12,5	8,1	120	0,090	250V FA 12,50 A 5x20	W084015	MI5FA25V12,5				
# 16*	10 kA 125 V cos φ ≥ 0,7	25	160	0,062	125V FA 16,00 A 5x20	R084034	MI5FA12,5V16			
# 20*		51	330	0,056	125V FA 20,00 A 5x20	D084022	MI5FA12,5V20			

* Non-certified rating.

For these ratings, heating within fuse holders must be checked.

Miniature Fuses

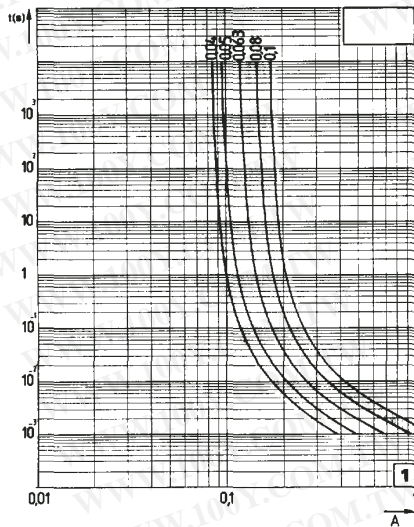
Very HRC Fuses

5x20

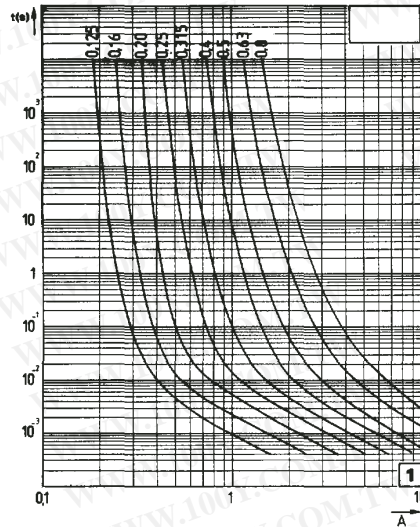
125V to 250V - FA/FB Very Fast Acting

Time-current characteristics

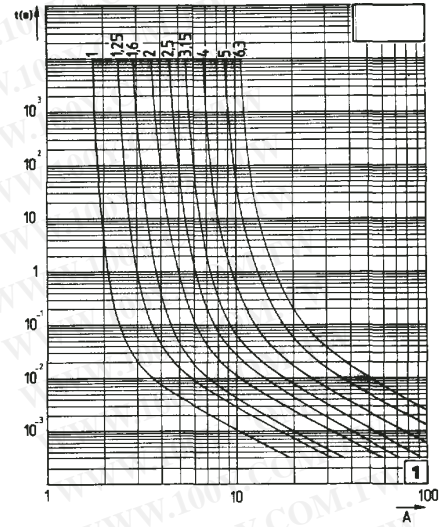
250 V FB 5 x 20



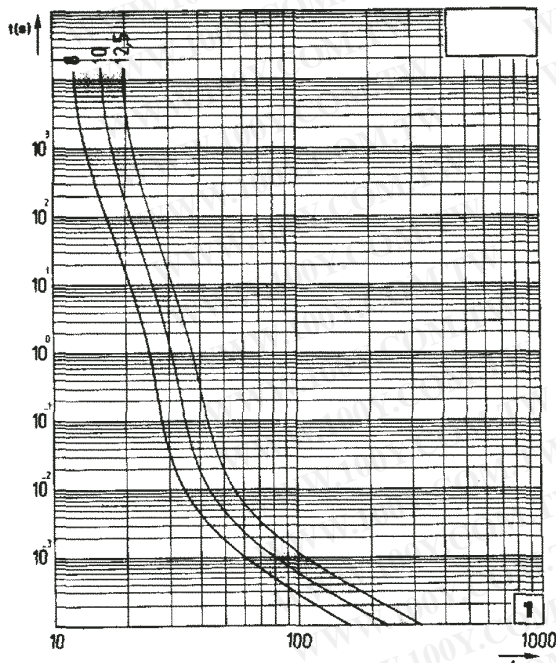
250 V FA 5 x 20



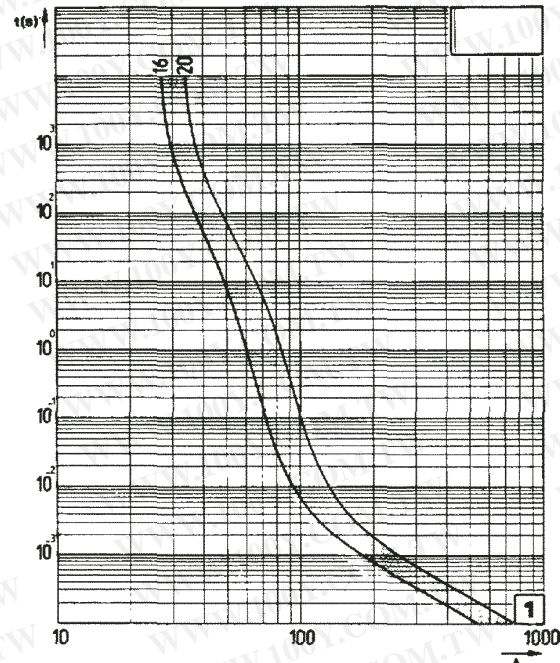
250 V FA 5 x 20



250 V FA 5 x 20



125 V FA 5 x 20



I tolerance $\pm 12\%$. Actual pre-arcing time (s). R.M.S. Value of pre-arcing current (A).

Packaging: in blister of 50 pieces.

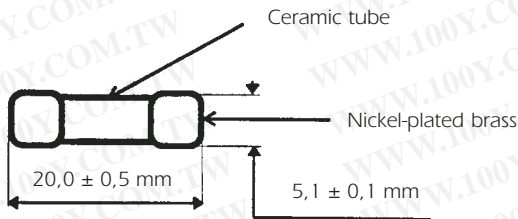
Ask us about boxes of 1000 pieces.

Very HRC Fuses 5x20

125V to 250V - SA/SB Medium Time Lag

FROM 0,04 TO 16A

Dimensions



Fuses with filler.
Max weight: 1.2 g



Basic Characteristics

Size	Rated Voltage	Rated Current	Breaking Capacity	[I ² t] Pre-arcing	[I ² t] Total clearing at Un	Max voltage drop at In	Designation			Reference Number	Catalog Number
mm	VAC	A		A ² s		V					
5 x 20	250	0,040	250 VAC	0,00013	0,0004	1,5	250V SB	0,040 A	5x20	C080479	MI5SB25V0,04
		0,050	4 kA	0,00029	0,00082	1,2	250V SB	0,050 A	5x20	R080469	MI5SB25V0,05
		0,063	cos φ ≥ 0,7	0,00057	0,0016	1	250V SB	0,063 A	5x20	F080482	MI5SB25V0,063
		0,080		0,00131	0,0037	0,8	250V SB	0,080 A	5x20	B080478	MI5SB25V0,08
		0,100		0,00077	0,0021	1,4	250V SA	0,100 A	5x20	M084122	MI5SA25V0,1
		0,125		0,002	0,006	1,1	250V SA	0,125 A	5x20	L084121	MI5SA25V0,125
		0,160		0,0046	0,013	0,9	250V SA	0,160 A	5x20	P084101	MI5SA25V0,16
		0,200		0,009	0,025	0,8	250V SA	0,200 A	5x20	G084117	MI5SA25V0,2
		0,250		0,016	0,045	0,75	250V SA	0,250 A	5x20	Q084102	MI5SA25V0,25
		0,315		0,030	0,085	0,7	250V SA	0,315 A	5x20	H084118	MI5SA25V0,315
	0,400		0,050	0,15	0,68	250V SA	0,400 A	5x20	J084119	MI5SA25V0,4	
	0,500		0,12	0,35	0,55	250V SA	0,500 A	5x20	R084103	MI5SA25V0,5	
	0,630	250 VAC	0,11	0,25	0,26	250V SA	0,630 A	5x20	F084116	MI5SA25V0,63	
	0,800	10 kA	0,17	0,38	0,26	250V SA	0,800 A	5x20	K084120	MI5SA25V0,8	
	1,000	cos φ ≥ 0,7	0,26	0,65	0,26	250V SA	1,000 A	5x20	S084104	MI5SA25V1	
	1,250		0,55	1,2	0,2	250V SA	1,250 A	5x20	T087164	MI5SA25V1,25	
	1,600		1,44	3,2	0,16	250V SA	1,600 A	5x20	D087173	MI5SA25V1,6	
	2,000		2,46	5,5	0,15	250V SA	2,000 A	5x20	M087020	MI5SA25V2	
	2,500		4,6	10	0,14	250V SA	2,500 A	5x20	N087021	MI5SA25V2,5	
	3,150		11	25	0,11	250V SA	3,150 A	5x20	P087022	MI5SA25V3,15	
4,000		23	50	0,1	250V SA	4,000 A	5x20	O087023	MI5SA25V4		
5,000		41	90	0,1	250V SA	5,000 A	5x20	R087024	MI5SA25V5		
6,300		15,7	50	0,11	250V SA	6,300 A	5x20	S087025	MI5SA25V6,3		
8		27,5	85	0,11	250V SA	8,000 A	5x20	T087026	MI5SA25V8		
10		53	160	0,1	250V SA	10,00 A	5x20	V087027	MI5SA25V10		
12,5*		63	200	0,095	250V SA	12,50 A	5x20	W087028	MI5SA25V12,5		
125	16*	10 kA 125 VAC cos φ ≥ 0,7	163	350	0,11	125V SA	16,00 A	5x20	W086338	MI5SA12,5V16	

* For these ratings, heating within fuse holder must be checked.

Miniature Fuses

Very HRC Fuses

5x20

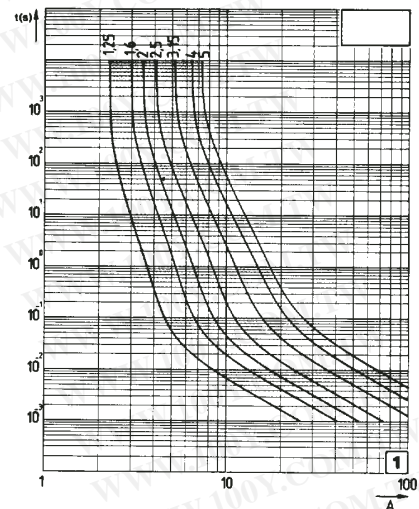
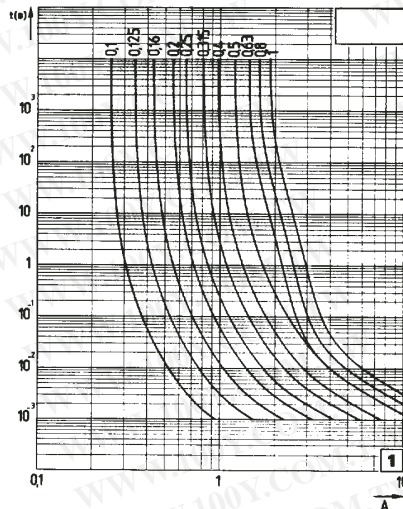
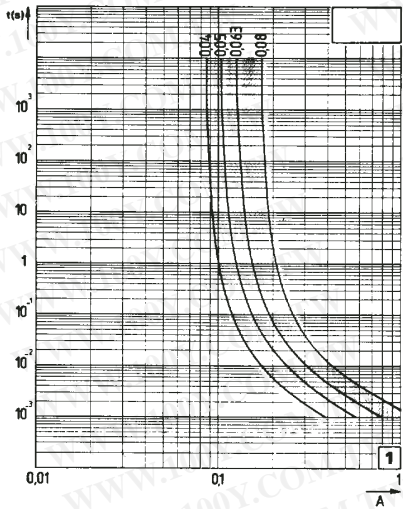
125V to 250V - SA/SB Medium Time Lag

Time-current characteristics

250 V SB 5 x 20

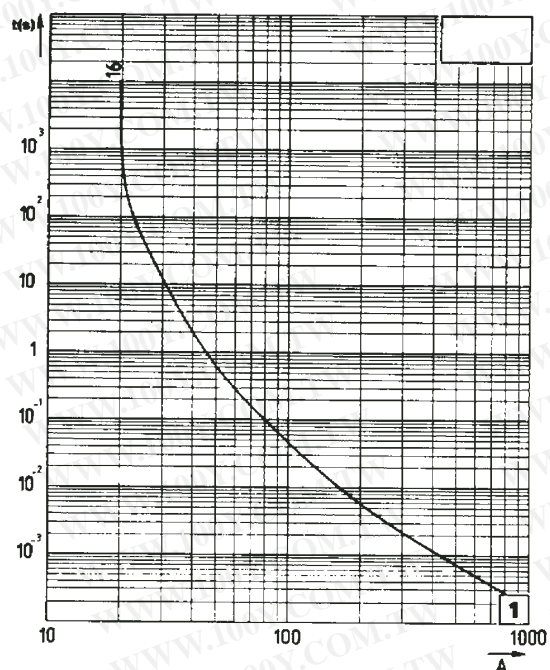

250 V SA 5 x 20

250 V SA 5 x 20



250 V SA 5 x 20

125 V SA 16 A



I tolerance $\pm 12\%$. Actual pre-arcing time (s). R.M.S. Value of pre-arcing current (A).

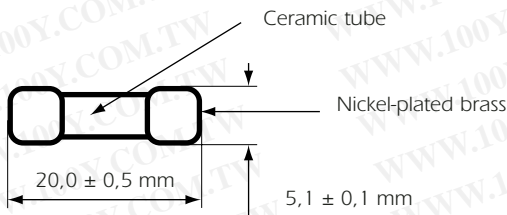
Packaging: in blister of 50 pieces.

Ask us about boxes of 1000 pieces.

Very HRC Fuses 5x20 400V - FA Very Fast Acting

FROM 0,1 TO 4A

Dimensions



Fuses with filler
Max weight : 1,2 g

Basic Characteristics

Size	Rated Voltage	Rated Current	Breaking Capacity under 400 V AC	[I ² t] Pre-arcing	[I ² t] Total clearing at Un	Max voltage drop at In	Designation	Reference Number	Catalog Number
mm	VAC	A		A ² s		V			
5 x 20	400	0,100	10 kA cos φ ≥ 0,7	0,00057	0,0033	1,8	400V FA 0,100 A 5x20	T093305	MI5FA40V0,1
		0,125		0,00077	0,0045	1,7	400V FA 0,125 A 5x20	W093307	MI5FA40V0,125
		0,160		0,0020	0,0123	1,3	400V FA 0,160 A 5x20	Y093309	MI5FA40V0,16
		0,200		0,0046	0,0275	1,1	400V FA 0,200 A 5x20	P095992	MI5FA40V0,2
		0,250		0,009	0,054	1,0	400V FA 0,250 A 5x20	E093315	MI5FA40V0,25
		0,315		0,016	0,095	0,90	400V FA 0,315 A 5x20	Q093348	MI5FA40V0,315
		0,400		0,03	0,18	0,85	400V FA 0,400 A 5x20	G093317	MI5FA40V0,4
		0,500		0,05	0,3	0,80	400V FA 0,500 A 5x20	H093318	MI5FA40V0,5
		0,630		0,12	0,73	0,70	400V FA 0,630 A 5x20	J093319	MI5FA40V0,63
		0,800		0,25	1,52	0,60	400V FA 0,800 A 5x20	L093321	MI5FA40V0,8
		1,000		0,11	0,45	0,46	400V FA 1,000 A 5x20	F093270	MI5FA40V1
		1,250		0,26	1,1	0,36	400V FA 1,250 A 5x20	M093322	MI5FA40V1,25
		1,600		0,39	1,6	0,42	400V FA 1,600 A 5x20	N093323	MI5FA40V1,6
		2,000		0,81	3,3	0,37	400V FA 2,000 A 5x20	P093324	MI5FA40V2
		2,500		1,44	5,8	0,34	400V FA 2,500 A 5x20	M093345	MI5FA40V2,5
3,150	2,46	10	0,33	400V FA 3,150 A 5x20	N093346	MI5FA40V3,15			
4,000	4,6	18,7	0,31	400V FA 4,000 A 5x20	P093347	MI5FA40V4			

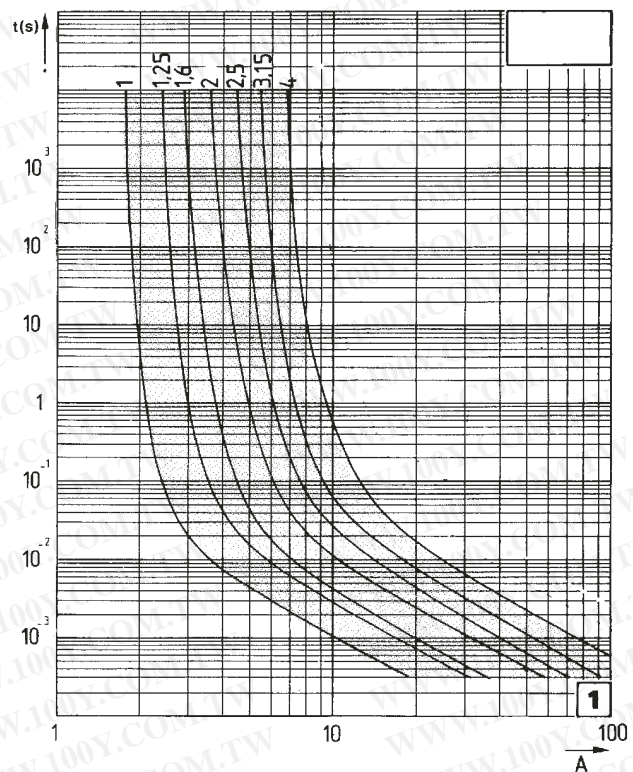
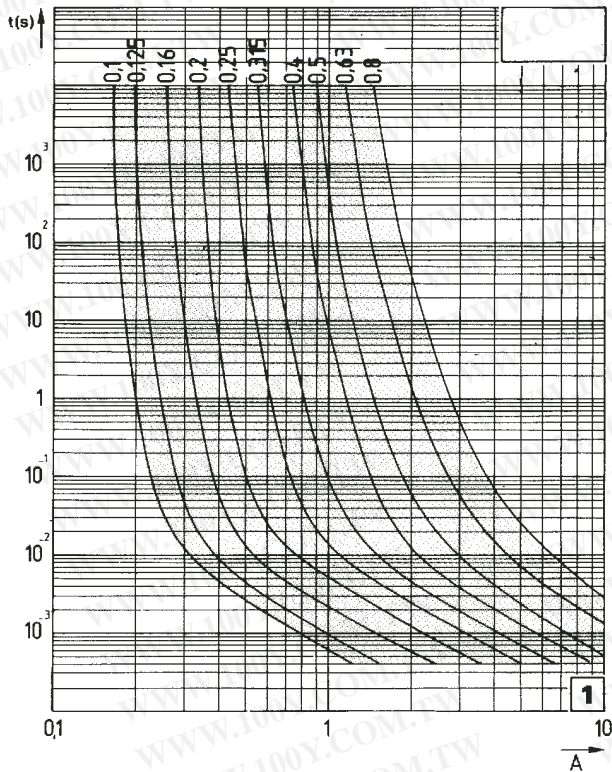
Ratings lower than 0,1A : please enquire.

Very HRC Fuses 5x20 400V - FA Very Fast Acting

Time-current characteristics

400V FA 5x20

400V FA 5x20



I margin $\pm 12\%$. Actual pre-arcing time(s). R.M.S. Value of pre-arcing current (A).

Packaging: Blister per 50 pièces.

For a 1000 pieces box packaging consult us.

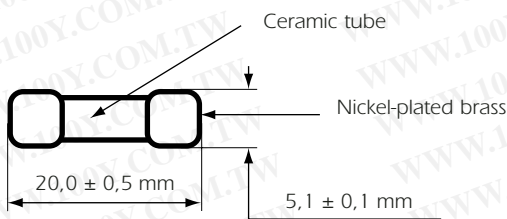
Very HRC Fuses

5x20

400V - SA Medium Time Lag

FROM 0,1 TO 3,15A

Dimensions



Fuses with filler
Max weight : 1,2 g

Basic Characteristics

Size	Rated Voltage	Rated Current	Breaking Capacity under 400 V AC	[I ² t] Pre-arcing	[I ² t] Total clearing at Un	Max voltage drop at In	Designation	Reference Number	Catalog Number
mm	VAC	A		A ² s		V			
5 x 20	400	0,100	10 kA cos φ ≥ 0,7	0,00077	0,0045	1,4	400V SA 0,100 A 5x20	C095429	MI5SA40V0,1
		0,125		0,002	0,00123	1,1	400V SA 0,125 A 5x20	T078930	MI5SA40V0,125
		0,160		0,0046	0,0275	0,9	400V SA 0,160 A 5x20	Q095993	MI5SA40V0,16
		0,200		0,009	0,054	0,8	400V SA 0,200 A 5x20	R095994	MI5SA40V0,2
		0,250		0,016	0,095	0,75	400V SA 0,250 A 5x20	E095431	MI5SA40V0,25
		0,315		0,030	0,18	0,70	400V SA 0,315 A 5x20	A095450	MI5SA40V0,315
		0,400		0,050	0,30	0,68	400V SA 0,400 A 5x20	S095995	MI5SA40V0,4
		0,500		0,12	0,73	0,55	400V SA 0,500 A 5x20	E095477	MI5SA40V0,5
		0,630		0,11	0,45	0,26	400V SA 0,630 A 5x20	T095996	MI5SA40V0,63
		0,800		0,17	0,71	0,26	400V SA 0,800 A 5x20	G095479	MI5SA40V0,8
		1,000		0,26	1,1	0,26	400V SA 1,000 A 5x20	J095481	MI5SA40V1
		1,250		0,55	2,25	0,20	400V SA 1,250 A 5x20	Y095494	MI5SA40V1,25
		1,600		1,44	6	0,16	400V SA 1,600 A 5x20	Z095495	MI5SA40V1,6
		2,000		2,46	10	0,15	400V SA 2,000 A 5x20	A095496	MI5SA40V2
		2,500		4,6	20	0,14	400V SA 2,500 A 5x20	B095497	MI5SA40V2,5
3,150	11	45	0,11	400V SA 3,150 A 5x20	C095498	MI5SA40V3,15			

Ratings lower than 0,1A : please enquire.

Miniature Fuses

Very HRC Fuses

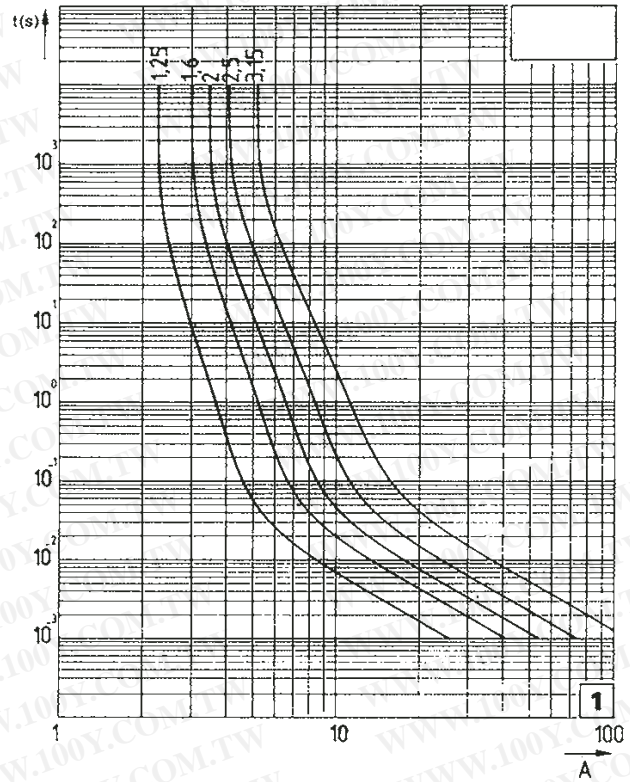
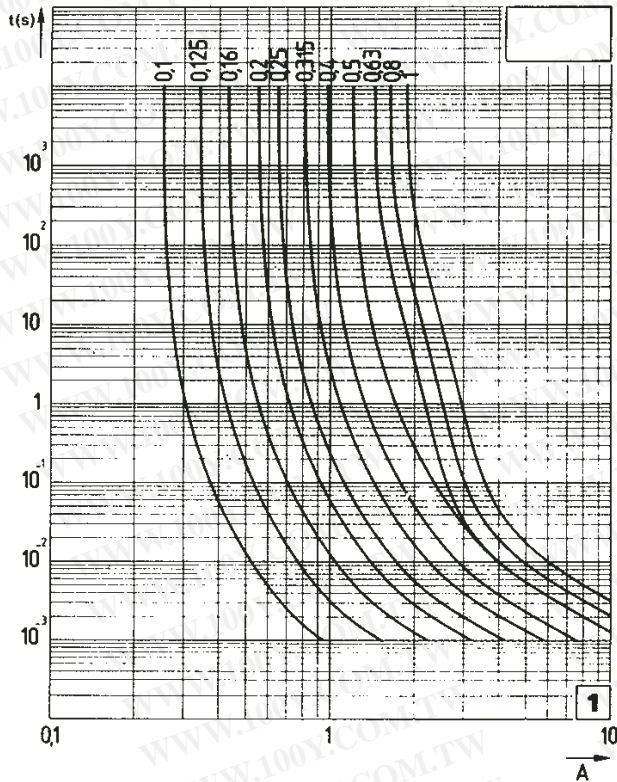
5x20

400V - SA Medium Time Lag

Time-current characteristics

400V SA 5x20

400V SA 5x20



I margin $\pm 12\%$. Actual prearcing time(s). R.M.S. Value of prearcing current (A).

Packaging: Blister per 50 pièces.

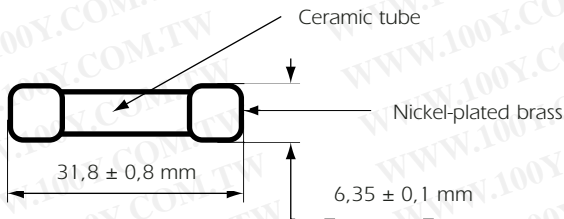
For a 1000 pieces box packaging consult us.

Very HRC Fuses 6x32 125V to 250V - FA Very Fast Acting

Approvals UL recognized E 76491

FROM 0,1 TO 30A

Dimensions



Fuses with filler
Max weight : 2,5 g

Basic Characteristics

Size	Rated Voltage	Rated Current	Breaking Capacity	[I ² t] Pre-arcing	[I ² t] Total clearing at Un	Max voltage drop at In	Designation	Reference Number	Catalog Number
mm	VAC	A		A ² s		V			
6,3 x 32	250	0,100	200 kA 250 VAC cos φ ≥ 0,2	0,00057	0,0011	2,75	250 V FA 0,100 A 6x32	R094315	MI6FA25V0,1
		0,125		0,00077	0,0015	2,60	250 V FA 0,125 A 6x32	F084323	MI6FA25V0,125
		0,160		0,002	0,004	2	250 V FA 0,160 A 6x32	G084301	MI6FA25V0,16
		0,200		0,0046	0,009	1,7	250 V FA 0,200 A 6x32	C084320	MI6FA25V0,2
		0,250		0,009	0,018	1,55	250 V FA 0,250 A 6x32	H084302	MI6FA25V0,25
		0,315		0,016	0,032	1,45	250 V FA 0,315 A 6x32	D084321	MI6FA25V0,315
		0,400		0,03	0,06	1,4	250 V FA 0,400 A 6x32	E084322	MI6FA25V0,4
		0,500		0,05	0,1	1,4	250 V FA 0,500 A 6x32	J084303	MI6FA25V0,5
		0,630		0,12	0,24	1,15	250 V FA 0,630 A 6x32	B084319	MI6FA25V0,63
		0,800		0,25	0,5	1	250 V FA 0,800 A 6x32	G084324	MI6FA25V0,8
		1,000		0,11	0,2	0,71	250 V FA 1,000 A 6x32	K084304	MI6FA25V1
		1,250		0,26	0,5	0,55	250 V FA 1,250 A 6x32	L084305	MI6FA25V1,25
		1,600		0,39	0,7	0,65	250 V FA 1,600 A 6x32	M084306	MI6FA25V1,6
		2,000		0,81	1,4	0,55	250 V FA 2,000 A 6x32	N084307	MI6FA25V2
		2,500		1,44	2,5	0,52	250 V FA 2,500 A 6x32	P084308	MI6FA25V2,5
		3,150		2,46	4,3	0,53	250 V FA 3,150 A 6x32	Q084309	MI6FA25V3,15
		4,000		4,6	8	0,48	250 V FA 4,000 A 6x32	R084310	MI6FA25V4
		5,000		11	20	0,37	250 V FA 5,000 A 6x32	S084311	MI6FA25V5
		6,300		23	40	0,31	250 V FA 6,300 A 6x32	T084312	MI6FA25V6,3
		8		1,5	25	0,19	250 V FA 8,000 A 6x32	V084313	MI6FA25V8
10	2,5	42	0,19	250 V FA 10,00 A 6x32	W084314	MI6FA25V10			
12,5	3,8	60	0,2	250 V FA 12,50 A 6x32	X084315	MI6FA25V12,5			
16	7,1	115	0,15	250 V FA 16,00 A 6x32	Z084317	MI6FA25V16			
20	12,7	200	0,14	250 V FA 20,00 A 6x32	A084318	MI6FA25V20			
125	25	100 kA 125 VAC cos φ ≥ 0,2	32,5	200	0,14	125 V FA 25,00 A 6x32	H084325	MI6FA12,5V25	
	30		61,5	400	0,12	125 V FA 30,00 A 6x32	J084326	MI6FA12,5V30	

Ratings lower than 0,1A : please enquire.

Miniature Fuses

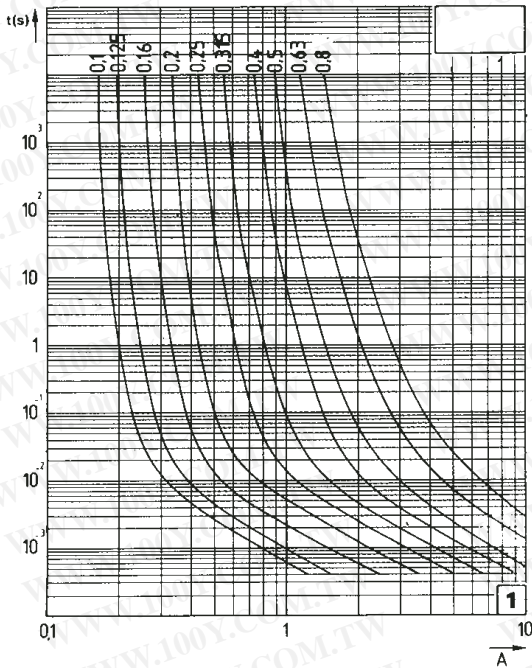
Very HRC Fuses

6x32

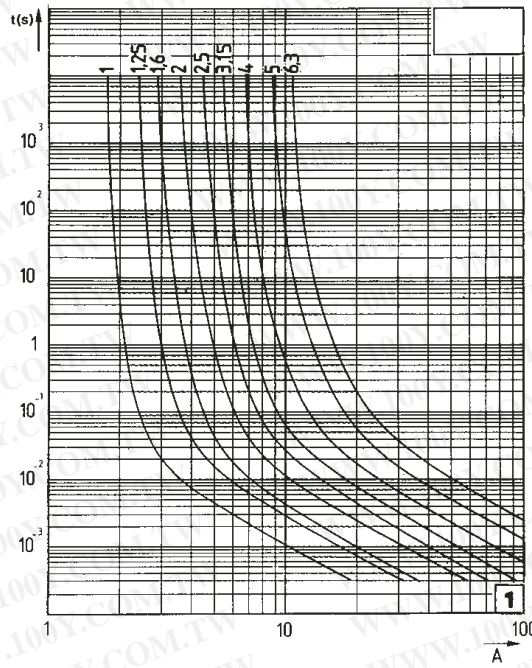
125V to 250V - FA Very Fast Acting

Time-current characteristics

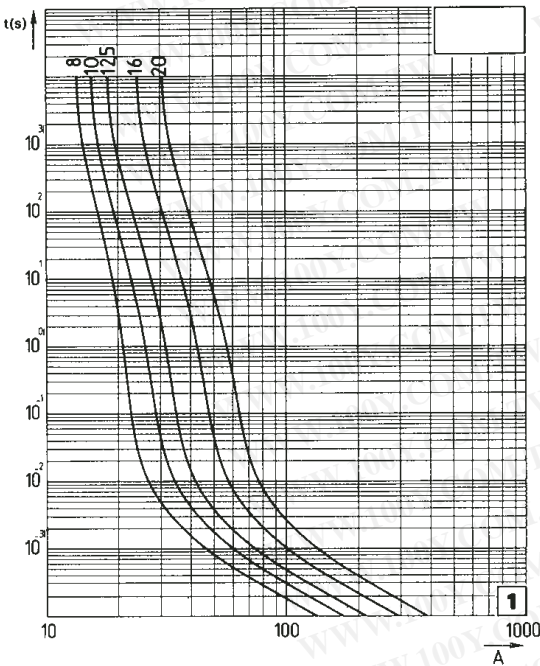
250V FA 6x32



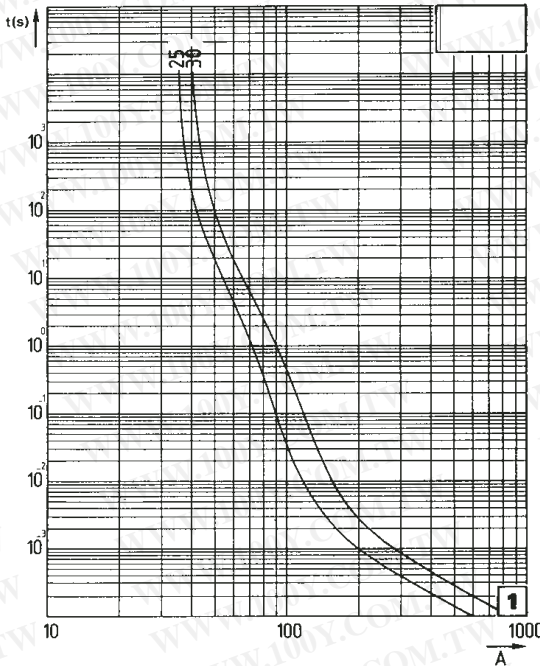
250V FA 6x32



250V FA 6x32



125V FA 6x32



I margin $\pm 12\%$. Actual pre-arcing time(s). R.M.S. Value of pre-arcing current (A).

Packaging: Blister per 50 pieces.

For a 500 pieces box packaging consult us.

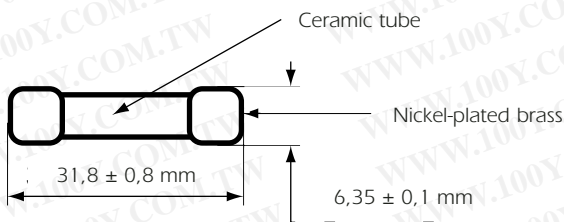
Very HRC Fuses 6x32

125V to 250V - SA Medium Time Lag

Approvals UL recognized E 76491

FROM 0,1 TO 30A

Dimensions



Fuses with filler
Max weight : 2,5 g



Basic Characteristics

Size	Rated Voltage	Rated Current	Breaking Capacity	[I ² t] Pre-arcing	[I ² t] Total clearing at Un	Max voltage drop at In	Designation	Reference Number	Catalog Number
mm	VAC	A		A ² s		V			
6,3 x 32	250	0,100	200 kA 250 VAC cos φ ≥ 0,2	0,00077	0,0015	2	250 V SA 0,100 A 6x32	Q084424	MI6SA25V0,1
		0,125		0,002	0,0025	1,5	250 V SA 0,125 A 6x32	C086367	MI6SA25V0,125
		0,160		0,0046	0,009	1,3	250 V SA 0,160 A 6x32	Q084401	MI6SA25V0,16
		0,200		0,009	0,018	1,2	250 V SA 0,200 A 6x32	L084420	MI6SA25V0,2
		0,250		0,016	0,032	1,1	250 V SA 0,250 A 6x32	R084402	MI6SA25V0,25
		0,315		0,03	0,06	1	250 V SA 0,315 A 6x32	M084421	MI6SA25V0,315
		0,400		0,05	0,1	1	250 V SA 0,400 A 6x32	N084422	MI6SA25V0,4
		0,500		0,12	0,24	0,8	250 V SA 0,500 A 6x32	S084403	MI6SA25V0,5
		0,630		0,11	0,2	0,4	250 V SA 0,630 A 6x32	K084419	MI6SA25V0,63
		0,800		0,17	0,31	0,4	250 V SA 0,800 A 6x32	P084423	MI6SA25V0,8
		1,000		0,26	0,5	0,4	250 V SA 1,000 A 6x32	T084404	MI6SA25V1
		1,250		0,55	1	0,35	250 V SA 1,250 A 6x32	V084405	MI6SA25V1,25
		1,600		1,44	2,5	0,26	250 V SA 1,600 A 6x32	W084406	MI6SA25V1,6
		2,000		2,46	4,3	0,25	250 V SA 2,000 A 6x32	X084407	MI6SA25V2
		2,500		4,6	8	0,23	250 V SA 2,500 A 6x32	Y084408	MI6SA25V2,5
		3,150		11	20	0,16	250 V SA 3,150 A 6x32	Z084409	MI6SA25V3,15
		4,000		23	40	0,16	250 V SA 4,000 A 6x32	A084410	MI6SA25V4
		5,000		15,7	70	0,13	250 V SA 5,000 A 6x32	B084411	MI6SA25V5
		6,300		28	120	0,13	250 V SA 6,300 A 6x32	C084412	MI6SA25V6,3
		8		52,9	230	0,12	250 V SA 8,000 A 6x32	H093364	MI6SA25V8
10	98,4	420	0,11	250 V SA 10,000 A 6x32	E084414	MI6SA25V10			
12,5	141	410	0,12	250 V SA 12,500 A 6x32	F084415	MI6SA25V12,5			
16	252	720	0,13	250 V SA 16,000 A 6x32	H084417	MI6SA25V16			
20	252	720	0,12	250 V SA 20,000 A 6x32	J084418	MI6SA25V20			
125	25	100 kA 125 VAC cos φ ≥ 0,2	700	1 500	0,09	125 V SA 25,000 A 6x32	T084427	MI6SA12,5V25	
	30	1 090	2 350	0,09	125 V SA 30,000 A 6x32	V084428	MI6SA12,5V30		

Ratings lower than 0,1A : please enquire.

Miniature Fuses

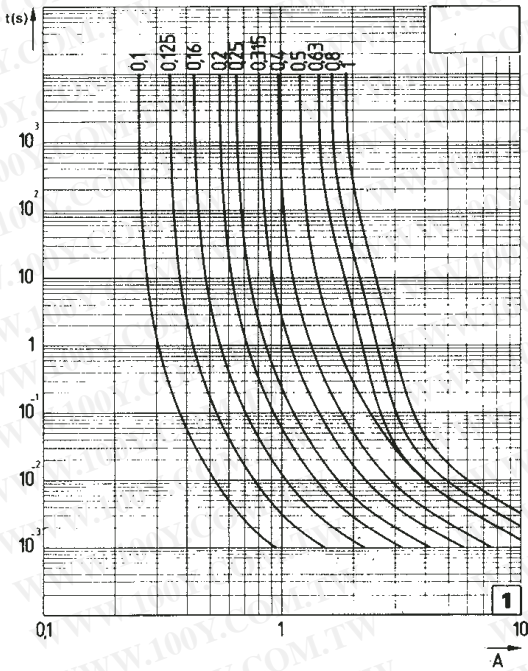
Very HRC Fuses

6x32

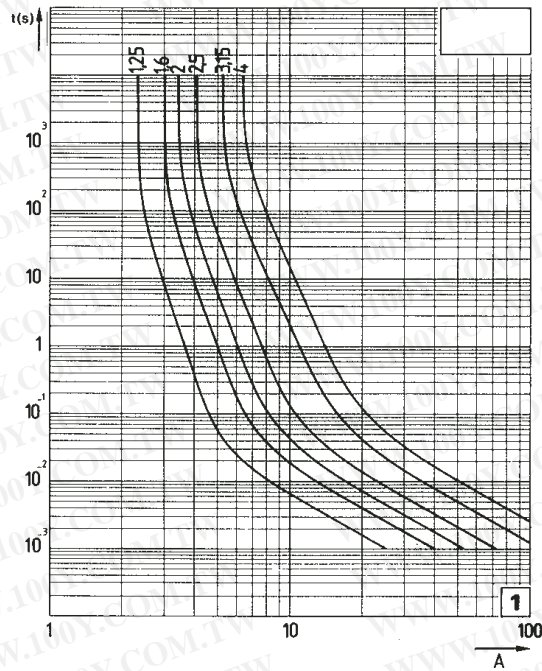
125V to 250V - SA Medium Time Lag

Time-current characteristics

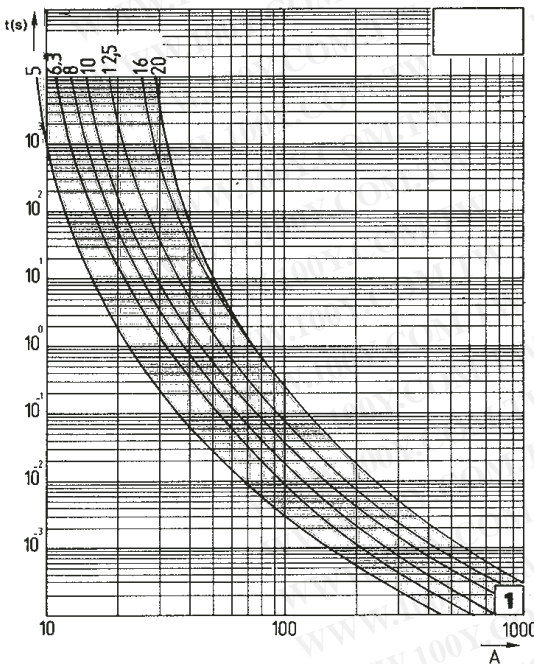
250V SA 6x32



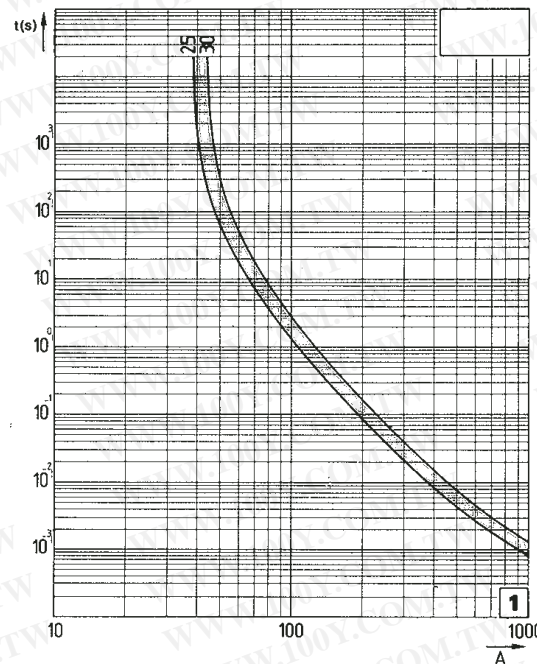
250V SA 6x32



250V SA 6x32



125V SA 6x32



I margin $\pm 12\%$. Actual pre-arcing time(s). R.M.S. Value of pre-arcing current (A).

Packaging: Blister per 50 pieces.

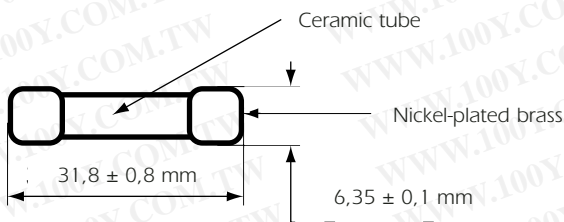
For a 500 pieces box packaging consult us.

Very HRC Fuses 6x32 400V - FA/FB Very Fast Acting

Approvals UL recognized E 76491

FROM 0,1 TO 20A

Dimensions



Fuses with filler
Max weight : 2,5 g

Basic Characteristics

Size	Rated Voltage	Rated Current	Breaking Capacity	[I ² t] Pre-arcing	[I ² t] Total clearing at Un	Max voltage drop at In	Designation	Reference Number	Catalog Number
mm	VAC	A		A ² s		V			
6,3 x 32	400	0,100	200 kA 400 VAC cos φ ≥ 0,2	0,00057	0,0016	2,75	400 V FA 0,100 A 6x32	H078920	MI6FA40V0,1
		0,125		0,00077	0,0021	2,60	400 V FA 0,125 A 6x32	F084369	MI6FA40V0,125
		0,160		0,002	0,006	2	400 V FA 0,160 A 6x32	M084352	MI6FA40V0,16
		0,200		0,0046	0,013	1,7	400 V FA 0,200 A 6x32	G084370	MI6FA40V0,2
		0,250		0,009	0,025	1,55	400 V FA 0,250 A 6x32	N084353	MI6FA40V0,25
		0,315		0,016	0,045	1,45	400 V FA 0,315 A 6x32	D084367	MI6FA40V0,315
		0,400		0,03	0,085	1,4	400 V FA 0,400 A 6x32	H084371	MI6FA40V0,4
		0,500		0,05	0,15	1,4	400 V FA 0,500 A 6x32	P084354	MI6FA40V0,5
		0,630		0,12	0,35	1,15	400 V FA 0,630 A 6x32	E084368	MI6FA40V0,63
		0,800		0,25	0,72	1	400 V FA 0,800 A 6x32	L084351	MI6FA40V0,8
		1,000		0,11	0,25	0,71	400 V FA 1,000 A 6x32	Q084355	MI6FA40V0,1
		1,250		0,26	0,6	0,55	400 V FA 1,250 A 6x32	R084356	MI6FA40V1,25
		1,600		0,39	0,9	0,65	400 V FA 1,600 A 6x32	S084357	MI6FA40V1,6
		2,000		0,81	1,9	0,55	400 V FA 2,000 A 6x32	T084358	MI6FA40V2
		2,500		1,44	3,2	0,52	400 V FA 2,500 A 6x32	V084359	MI6FA40V2,5
		3,150		2,46	5,5	0,53	400 V FA 3,150 A 6x32	W084360	MI6FA40V3,15
		4,000		4,6	10	0,48	400 V FA 4,000 A 6x32	X084361	MI6FA40V4
		5,000		11	25	0,37	400 V FA 5,000 A 6x32	Y084362	MI6FA40V5
		6,300		1,1	12	0,22	400 V FA 6,300 A 6x32	Z084363	MI6FA40V6,3
		8		2	21	0,22	400 V FA 8,000 A 6x32	A084364	MI6FA40V8
10	3,1	35	0,20	400 V FA 10,000 A 6x32	B084365	MI6FA40V10			
12,5	4,5	47	0,22	400 V FA 12,500 A 6x32	C084366	MI6FA40V12,5			
16*	5,3	55	0,29	400 V FB 16,000 A 6x32	K084373	MI6FB40V16			
20*			654	400 V FA 20,000 A 6x32	H203350	MI6FA40V20			

*Rating out of standards.

Ratings lower than 0,1A : please enquire.

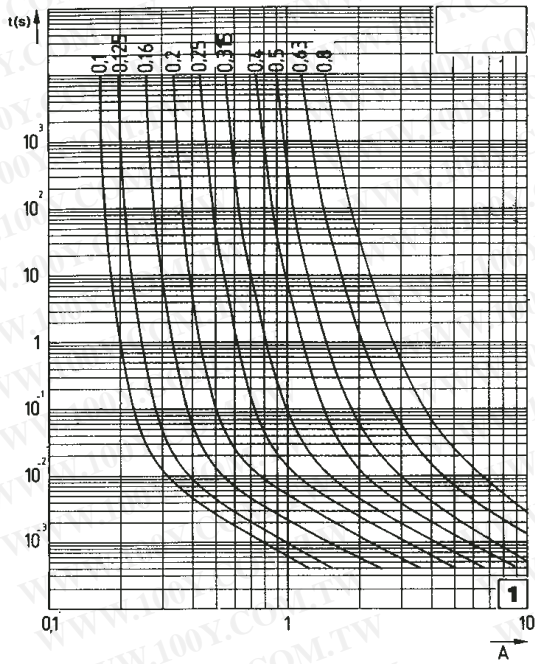
Very HRC Fuses

6x32

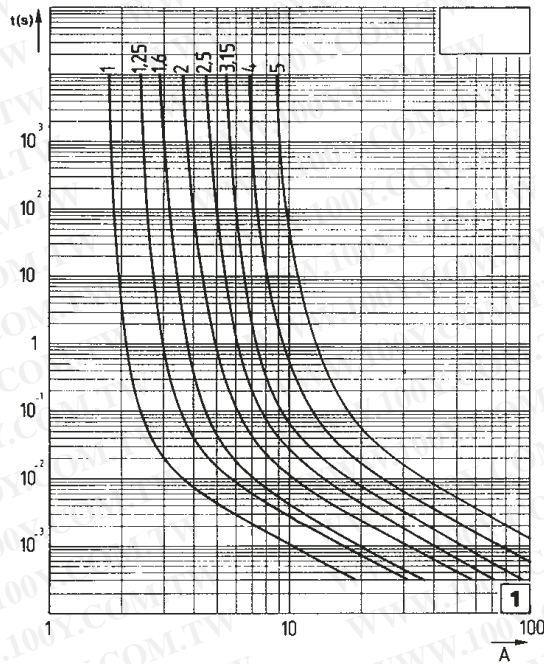
400V - FA/FB Very Fast Acting

Time-current characteristics

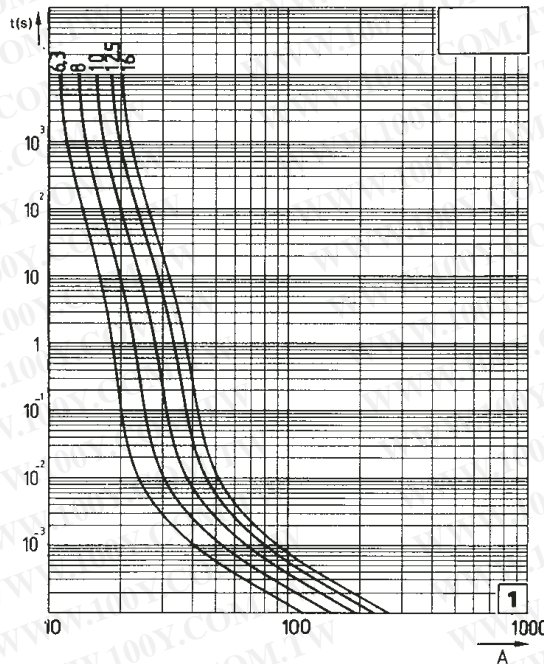
400V FA 6x32



400V FA 6x32



400V FA 6x32



I margin $\pm 12\%$. Actual prearcing time(s). R.M.S. Value of prearcing current (A).

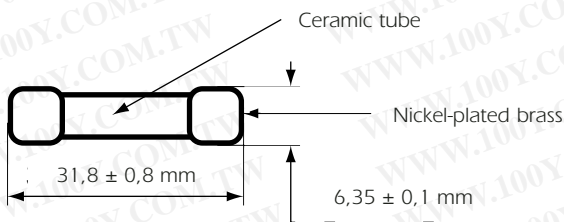
Packaging: Blister per 50 pièces.

For a 500 pieces box packaging consult us.

Very HRC Fuses 6x32 400V - SA Medium Time Lag

FROM 0,1 TO 10A

Dimensions



Fuses with filler
Max weight : 2,5 g

Basic Characteristics

Size	Rated Voltage	Rated Current	Breaking Capacity	[I ² t] Pre-arcing	[I ² t] Total clearing at Un	Max voltage drop at In	Designation	Reference Number	Catalog Number	
mm	VAC	A		A ² s		V				
6,3 x 32	400	0,100	50 kA 400 VAC cos φ ≥ 0,2		0,00077	0,0021	2	400 V SA 0,100 A 6x32	M078901	MI6SA40V0,1
		0,125			0,002	0,0037	1,5	400 V SA 0,125 A 6x32	N078902	MI6SA40V0,125
		0,160			0,0046	0,013	1,3	400 V SA 0,160 A 6x32	P078903	MI6SA40V0,16
		0,20			0,009	0,025	1,2	400 V SA 0,200 A 6x32	Q078904	MI6SA40V0,2
		0,25			0,016	0,045	1,1	400 V SA 0,250 A 6x32	R078905	MI6SA40V0,25
		0,315			0,03	0,085	1	400 V SA 0,315 A 6x32	S078906	MI6SA40V0,315
		0,40			0,05	0,15	1	400 V SA 0,400 A 6x32	D094418	MI6SA40V0,4
		0,50			0,12	0,35	0,8	400 V SA 0,500 A 6x32	T078907	MI6SA40V0,5
		0,63			0,11	0,25	0,4	400 V SA 0,630 A 6x32	V078908	MI6SA40V0,63
		0,80			0,17	0,38	0,4	400 V SA 0,800 A 6x32	W078909	MI6SA40V0,8
		1,00			0,26	0,60	0,4	400 V SA 1,000 A 6x32	X078910	MI6SA40V1
		1,25			0,55	1,2	0,35	400 V SA 1,250 A 6x32	Y078911	MI6SA40V1,25
		1,60			1,44	3,2	0,26	400 V SA 1,600 A 6x32	S095029	MI6SA40V1,6
		2,00			2,46	5,5	0,25	400 V SA 2,000 A 6x32	M078993	MI6SA40V2
		2,50			4,6	10	0,23	400 V SA 2,500 A 6x32	Z078912	MI6SA40V2,5
		3,15			11	25	0,16	400 V SA 3,150 A 6x32	M098244	MI6SA40V3,15
		4,0			23	50	0,16	400 V SA 4,000 A 6x32	R098248	MI6SA40V4
5,0	15,7	70	0,14	400 V SA 5,000 A 6x32	S098249	MI6SA40V5				
6,3	28	120	0,14	400 V SA 6,300 A 6x32	A099107	MI6SA40V6,3				
8	35,4	155	0,12	400 V SA 8,000 A 6x32	C098258	MI6SA40V8				
10	52,9	230	0,12	400 V SA 10,000 A 6x32	B095037	MI6SA40V10				

Ratings lower than 0,1A : please enquire.

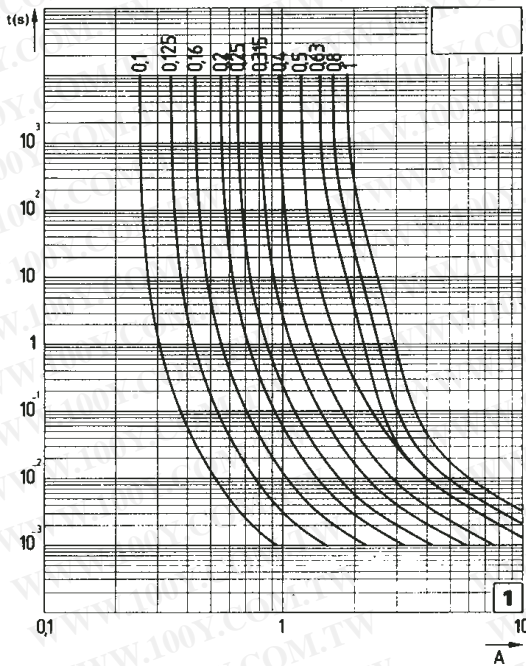
Very HRC Fuses

6x32

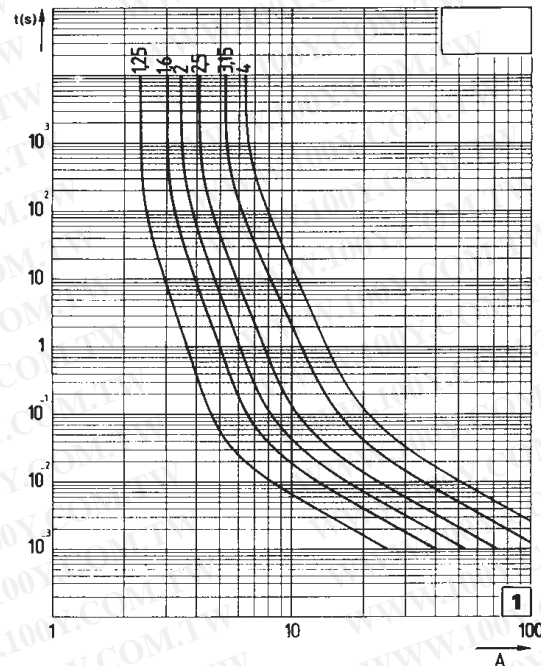
400V - SA Medium Time Lag

Time-current characteristics

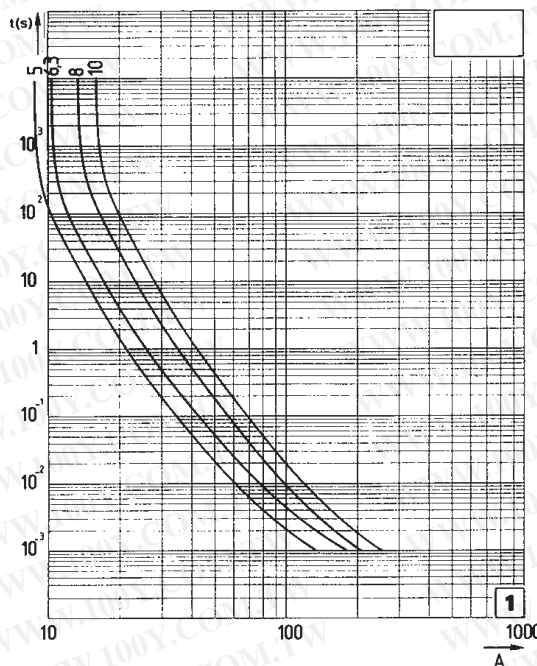
400V SA 6x32



400V SA 6x32



400V SA 6x32



I margin $\pm 12\%$. Actual pre-arcing time(s). R.M.S. Value of pre-arcing current (A).

Packaging: Blister per 50 pièces.

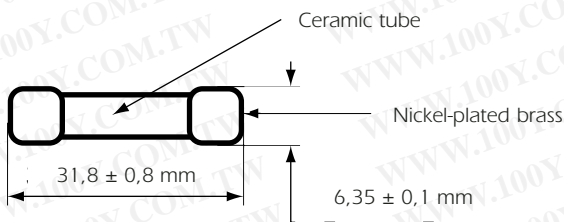
For a 500 pieces box packaging consult us.

Very HRC Fuses 6x32 500V - FA Very Fast Acting

Approvals UL recognized E 76491

FROM 0,1 TO 16A

Dimensions



Fuses with filler
Max weight : 2,5 g



Basic Characteristics

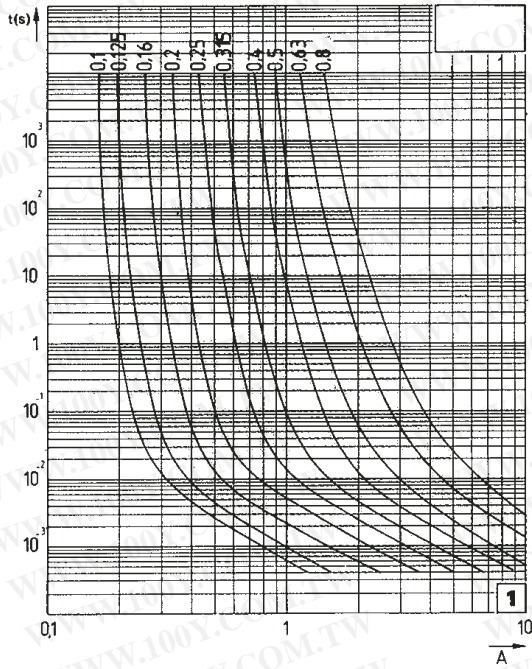
Size	Rated Voltage	Rated Current	Breaking Capacity	[I ² t] Pre-arcing	[I ² t] Total clearing at Un	Max voltage drop at In	Designation	Reference Number	Catalog Number
mm	VAC	A		A ² s		V			
6,3 x 32	500	0,100	200 kA 500 VAC cos φ ≥ 0,2	0,00057	0,002	2,75	500 V FA 0,100 A 6x32	L080464	MI6FA50V0,1
		0,125		0,00077	0,003	2,60	500 V FA 0,125 A 6x32	M084214	MI6FA50V0,125
		0,160		0,002	0,008	2	500 V FA 0,160 A 6x32	Y084201	MI6FA50V0,16
		0,200		0,0046	0,017	1,7	500 V FA 0,200 A 6x32	N084215	MI6FA50V0,2
		0,250		0,009	0,035	1,55	500 V FA 0,250 A 6x32	Z084202	MI6FA50V0,025
		0,315		0,016	0,060	1,45	500 V FA 0,315 A 6x32	A084203	MI6FA50V0,315
		0,400		0,03	0,11	1,4	500 V FA 0,400 A 6x32	P084216	MI6FA50V0,4
		0,500		0,05	0,20	1,4	500 V FA 0,500 A 6x32	B084204	MI6FA50V0,5
		0,630		0,12	0,45	1,15	500 V FA 0,630 A 6x32	C084205	MI6FA50V0,63
		0,800		0,25	0,92	1	500 V FA 0,800 A 6x32	L084213	MI6FA50V0,8
		1,000		0,11	0,30	0,71	500 V FA 1,000 A 6x32	D084206	MI6FA50V1
		1,250		0,26	0,75	0,55	500 V FA 1,250 A 6x32	E084207	MI6FA50V1,25
		1,600		0,39	1,1	0,65	500 V FA 1,600 A 6x32	F084208	MI6FA50V1,6
		2,000		0,81	2,2	0,55	500 V FA 2,000 A 6x32	G084209	MI6FA50V2
		2,500		1,44	4	0,52	500 V FA 2,500 A 6x32	H084210	MI6FA50V2,5
		3,150		2,46	7	0,53	500 V FA 3,150 A 6x32	X085442	MI6FA50V3,15
		4,000		4,6	14	0,48	500 V FA 4,000 A 6x32	Y085443	MI6FA50V4
5,000	11	30	0,37	500 V FA 5,000 A 6x32	Z085444	MI6FA50V5			
6,300	1,1	20	0,22	500 V FA 6,300 A 6x32	A085445	MI6FA50V6,3			
8	2	35	0,22	500 V FA 8,000 A 6x32	B085446	MI6FA50V8			
10	3,1	50	0,20	500 V FA 10,000 A 6x32	C085447	MI6FA50V10			
12,5	4,5	75	0,22	500 V FA 12,500 A 6x32	D085448	MI6FA50V12,5			
16	5,3	85	0,29	500 V FA 16,000 A 6x32	E085449	MI6FA50V16			

Ratings lower than 0,1A : please enquire.

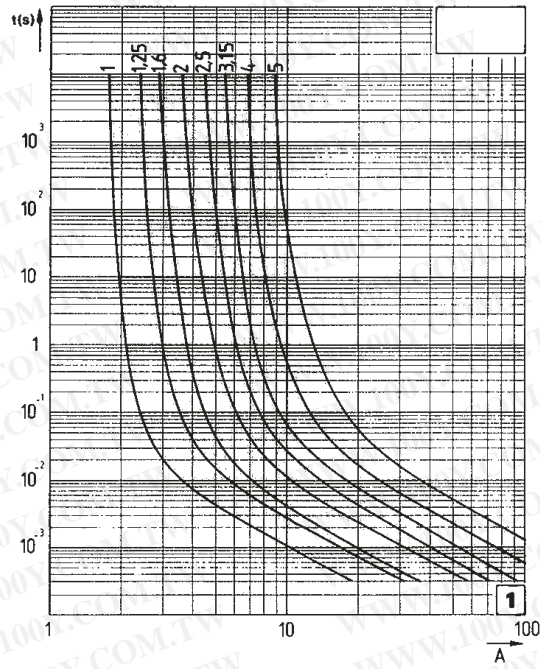
Very HRC Fuses 6x32 500V - FA Very Fast Acting

Time-current characteristics

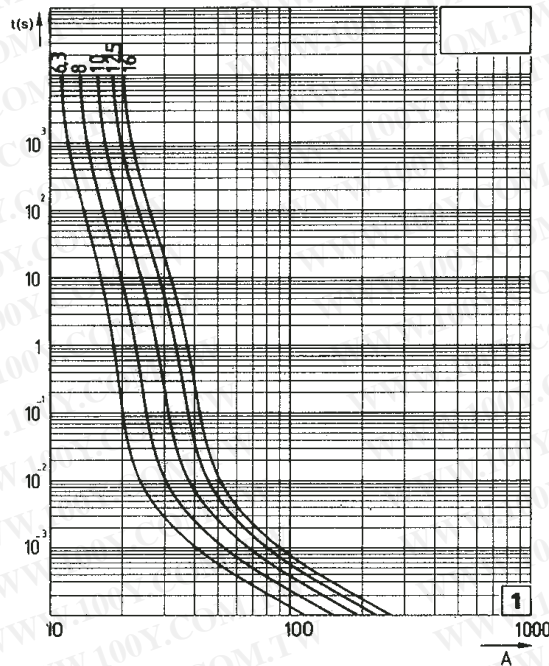
500V FA 6x32



500V FA 6x32



500V FA 6x32



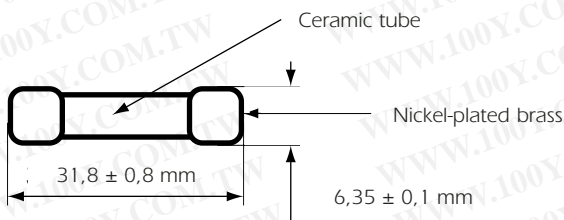
I margin $\pm 12\%$. Actual pre-arcing time(s). R.M.S. Value of pre-arcing current (A).

Packaging: Blister per 50 pièces.
For a 500 pieces box packaging consult us.

Very HRC Fuses 6x32 500V - SA Medium Time Lag

FROM 0,1 TO 10A

Dimensions



Fuses with filler
Max weight : 2,5 g

Basic Characteristics

Size	Rated Voltage	Rated Current	Breaking Capacity	[I ² t] Pre-arcing	[I ² t] Total clearing at Un	Max voltage drop at In	Designation	Reference Number	Catalog Number
mm	VAC	A		A ² s		V			
6,3 x 32	500	0,100	50 kA 500 VAC cos φ ≥ 0,2	0,00077	0,003	2	500 V SA 0,100 A 6x32	C078869	MI6SA50V0,1
		0,125		0,002	0,008	1,5	500 V SA 0,125 A 6x32	C098120	MI6SA50V0,125
		0,160		0,0046	0,017	1,3	500 V SA 0,160 A 6x32	D098121	MI6SA50V0,16
		0,20		0,009	0,035	1,2	500 V SA 0,200 A 6x32	D078870	MI6SA50V0,2
		0,25		0,016	0,060	1,1	500 V SA 0,250 A 6x32	E098122	MI6SA50V0,25
		0,315		0,03	0,11	1	500 V SA 0,315 A 6x32	F098123	MI6SA50V0,315
		0,40		0,05	0,2	1	500 V SA 0,400 A 6x32	G098124	MI6SA50V0,4
		0,50		0,12	0,45	0,8	500 V SA 0,500 A 6x32	H098125	MI6SA50V0,5
		0,63		0,11	0,3	0,4	500 V SA 0,630 A 6x32	J098126	MI6SA50V0,63
		0,80		0,17	0,5	0,4	500 V SA 0,800 A 6x32	K098127	MI6SA50V0,8
		1,00		0,26	0,75	0,4	500 V SA 1,000 A 6x32	L098128	MI6SA50V1
		1,25		0,55	1,5	0,35	500 V SA 1,250 A 6x32	M098129	MI6SA50V1,25
		1,60		1,44	4	0,26	500 V SA 1,600 A 6x32	N098130	MI6SA50V1,6
		2,00		2,46	7	0,25	500 V SA 2,000 A 6x32	P098131	MI6SA50V2
		2,50		4,6	14	0,23	500 V SA 2,500 A 6x32	Y098208	MI6SA50V2,5
		3,15		11	30	0,16	500 V SA 3,150 A 6x32	F085450	MI6SA50V3,15
		4,0		23	60	0,16	500 V SA 4,000 A 6x32	G085451	MI6SA50V4
		5,0		15,7	80	0,14	500 V SA 5,000 A 6x32	E085610	MI6SA50V5
6,3	28	150	0,14	500 V SA 6,300 A 6x32	F085611	MI6SA50V6,3			
8	35,4	180	0,12	500 V SA 8,000 A 6x32	G085612	MI6SA50V8			
10	52,9	265	0,12	500 V SA 10,000 A 6x32	H085613	MI6SA50V10			

Ratings lower than 0,1A : please enquire.

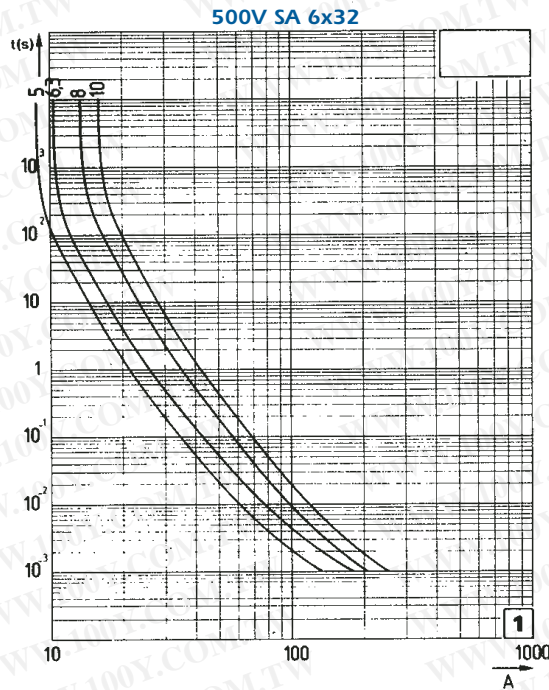
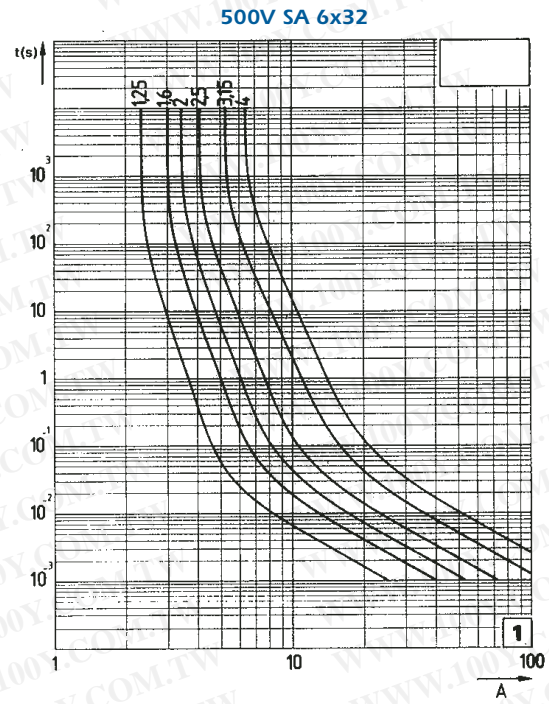
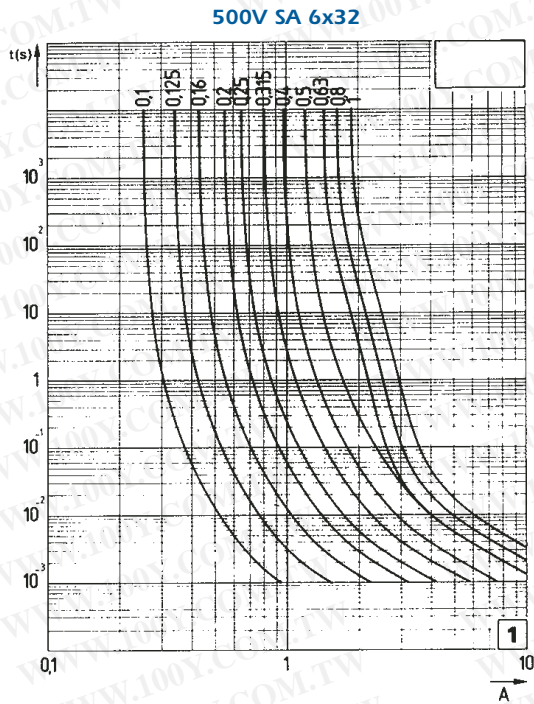
Miniature Fuses

Very HRC Fuses

6x32

500V - SA Medium Time Lag

Time-current characteristics



I margin $\pm 12\%$. Actual pre-arcing time(s). R.M.S. Value of pre-arcing current (A).

Packaging: Blister per 50 pièces.

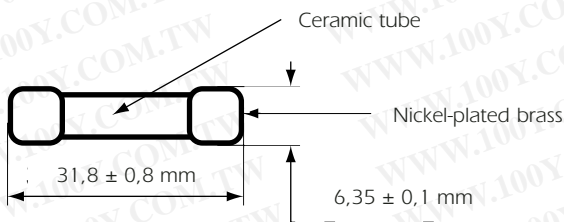
For a 500 pieces box packaging consult us.

Very HRC Fuses 6x32 690V - FA Very Fast Acting

Approvals UL recognized E 76491

FROM 0,1 TO 2A

Dimensions



Fuses with filler
Max weight : 2,5 g



Basic Characteristics

Size	Rated Voltage	Rated Current	Breaking Capacity	[I ² t] Pre-arcing	[I ² t] Total clearing at Un	Max voltage drop at In	Designation	Reference Number	Catalog Number
mm	VAC	A		A ² s		V			
6,3 x 32	690	0,100	30 kA 690 V cos φ ≥ 0,2	0,00057	0,0037	2,75	690 V FA 0,100 A 6x32	O093279	MI6FA69V0,1
		0,125		0,00077	0,005	2,60	690 V FA 0,125 A 6x32	S093281	MI6FA69V0,125
		0,160		0,002	0,014	2	690 V FA 0,160 A 6x32	V086452	MI6FA69V0,160
		0,200		0,0046	0,030	1,7	690 V FA 0,200 A 6x32	T086474	MI6FA69V0,200
		0,250		0,009	0,060	1,55	690 V FA 0,250 A 6x32	V093283	MI6FA69V0,250
		0,315		0,016	0,10	1,45	690 V FA 0,315 A 6x32	X093285	MI6FA69V0,315
		0,400		0,03	0,20	1,4	690 V FA 0,400 A 6x32	W086476	MI6FA69V0,400
		0,500		0,05	0,33	1,4	690 V FA 0,500 A 6x32	D086483	MI6FA69V0,500
		0,630		0,12	0,8	1,15	690 V FA 0,630 A 6x32	Z093287	MI6FA69V0,630
		0,800		0,18	1,2	1,15	690 V FA 0,800 A 6x32	D086437	MI6FA69V0,800
		1,000		0,11	0,48	0,71	690 V FA 1,000 A 6x32	H093295	MI6FA69V1
		1,250		0,17	0,76	0,7	690 V FA 1,250 A 6x32	B093289	MI6FA69V1,25
1,600	0,39	1,7	0,65	690 V FA 1,600 A 6x32	D093291	MI6FA69V1,6			
2,000	0,81	3,5	0,55	690 V FA 2,000 A 6x32	F093293	MI6FA69V2			

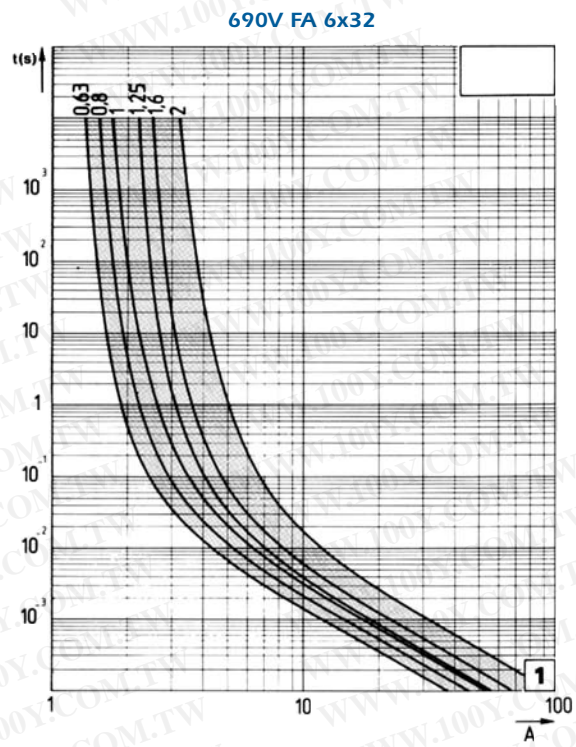
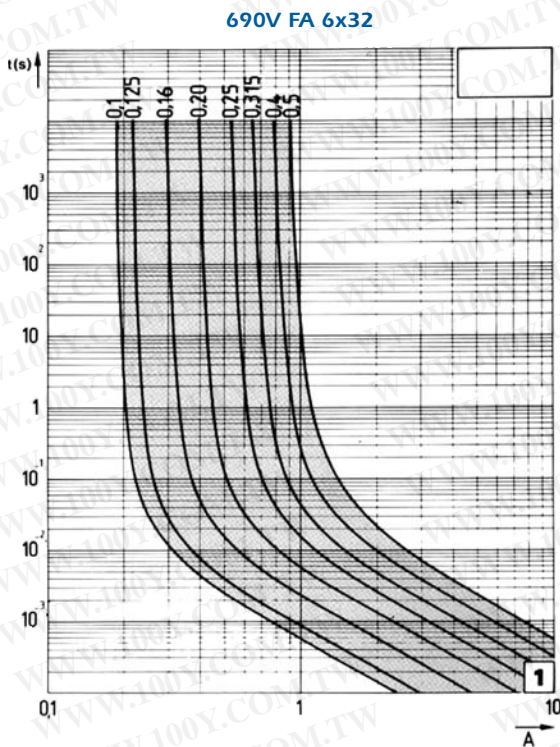
Ratings lower than 0,1A : please enquire.

Very HRC Fuses

6x32

690V - FA Very Fast Acting

Time-current characteristics



I margin $\pm 12\%$. Actual pre-arcing time(s). R.M.S. Value of pre-arcing current (A).

Packaging: Blister per 50 pièces.

For a 500 pieces box packaging consult us.

Very HRC Fuses

6x46

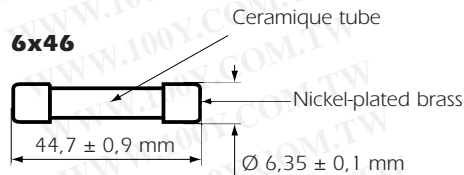
1 000V - FA Very Fast Acting

Ferraz-Shawmut speciality

Approvals UL recognized E 76491

FERRAZ speciality

Dimensions

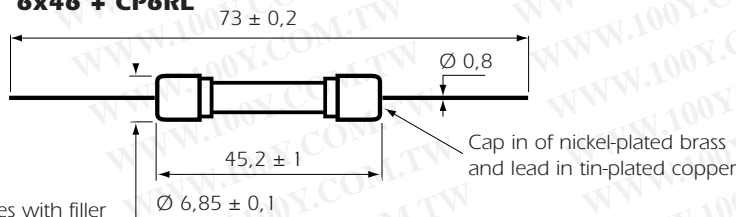


Basic Characteristics

Size	Rated Voltage	Rated Current	Breaking Capacity under Un	[I ² t] Pre-arcing	[I ² t] Total clearing at Un	Max voltage drop at In	Designation	6x46 References Number	Catalog Number
mm	VAC	A		A ² s		V			
6,3 x 46	1 000	0.100	30 kA 1000 VAC cos φ ≥ 0,2	0.0002	0.001	6.5	1 000 V FA 0,100A 6 x 46	G076458	MI6FA100V0,1
		0.125		0.0006	0.003	4.4	1 000 V FA 0,125A 6 x 46	H076459	MI6FA100V0,125
		0.160		0.0014	0.006	3.6	1 000 V FA 0,160A 6 x 46	J076460	MI6FA100V0,16
		0.200		0.0022	0.01	3.5	1 000 V FA 0,200A 6 x 46	K076461	MI6FA100V0,2
		0.250		0.004	0.02	3.2	1 000 V FA 0,250A 6 x 46	L076462	MI6FA100V0,25
		0.315		0.008	0.04	2.9	1 000 V FA 0,315A 6 x 46	M076463	MI6FA100V0,315
		0.400		0.017	0.08	2.5	1 000 V FA 0,400A 6 x 46	N076464	MI6FA100V0,4
		0.500		0.036	0.16	2.2	1 000 V FA 0,500A 6 x 46	P076465	MI6FA100V0,5
		0.630		0.59	0.35	1.3	1 000 V FA 0,630A 6 x 46	Q076466	MI6FA100V0,63
		0.800		0.110	0.6	1.2	1 000 V FA 0,800A 6 x 46	R076467	MI6FA100V0,8
1.000	0.230	1.25	1	1 000 V FA 1,000A 6 x 46	P075660	MI6FA100V1			

Ratings lower than 0,1A : please enquire.

6x46 + CP6RL



Fuses with filler

Max weight : 2,5 g



Basic Characteristics

Size	Rated Voltage	Rated Current	Breaking Capacity under Un	[I ² t] Pre-arcing	[I ² t] Total clearing at Un	Max voltage drop at In	Designation	Reference Number	Catalog Number
mm	VAC	A		A ² s		V	6x46 + CP6RL		
6,3 x 46	1 000	0.100	30 kA 1000 VAC cos φ ≥ 0,2	0.0002	0.001	6.5	1 000 V FA 0,100A 6 x 46	W209733	MI6FAP100V0,1
		0.125		0.0006	0.003	4.4	1 000 V FA 0,125A 6 x 46	X209734	MI6FAP100V0,125
		0.160		0.0014	0.006	3.6	1 000 V FA 0,160A 6 x 46	Y209735	MI6FAP100V0,16
		0.200		0.0022	0.01	3.5	1 000 V FA 0,200A 6 x 46	Z209736	MI6FAP100V0,2
		0.250		0.004	0.02	3.2	1 000 V FA 0,250A 6 x 46	A209737	MI6FAP100V0,25
		0.315		0.008	0.04	2.9	1 000 V FA 0,315A 6 x 46	B209738	MI6FAP100V0,315
		0.400		0.017	0.08	2.5	1 000 V FA 0,400A 6 x 46	C209739	MI6FAP100V0,4
		0.500		0.036	0.16	2.2	1 000 V FA 0,500A 6 x 46	D209740	MI6FAP100V0,5
		0.630		0.59	0.35	1.3	1 000 V FA 0,630A 6 x 46	E209741	MI6FAP100V0,63
		0.800		0.110	0.6	1.2	1 000 V FA 0,800A 6 x 46	F209742	MI6FAP100V0,8
1.000	0.230	1.25	1	1 000 V FA 1,000A 6 x 46	V209617	MI6FAP100V1			

Ratings lower than 0,1A : please enquire.

Miniature Fuses

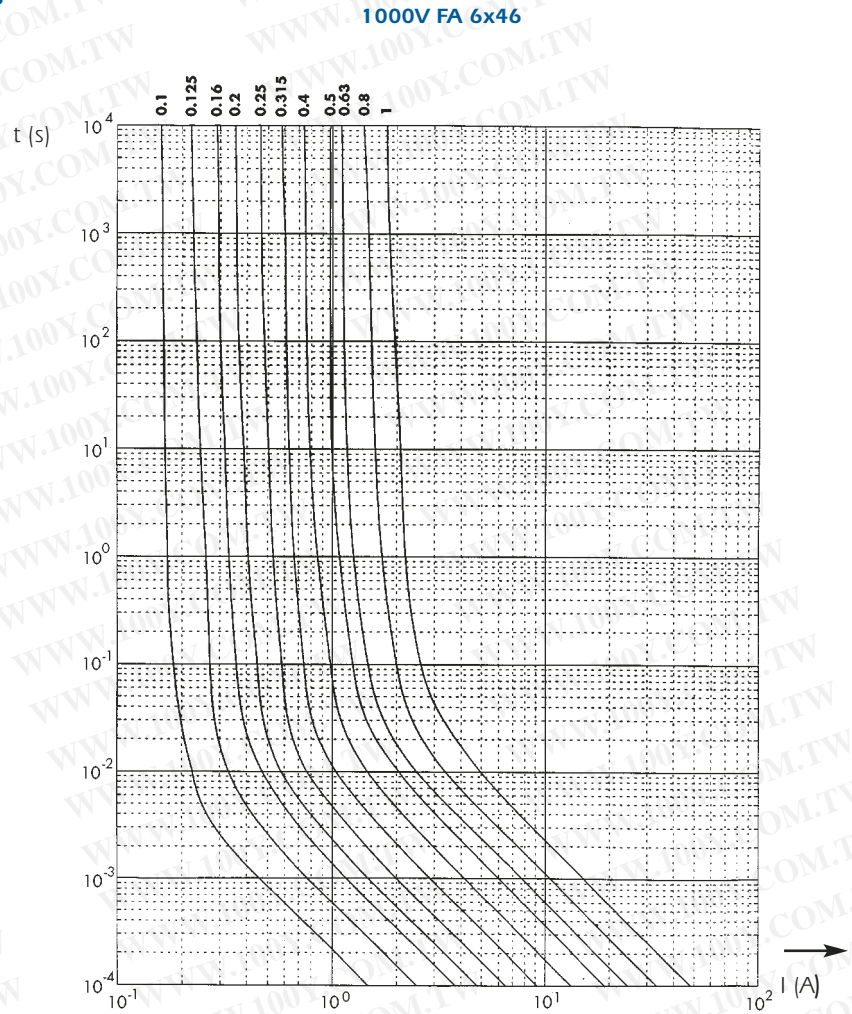
Very HRC Fuses

6x46

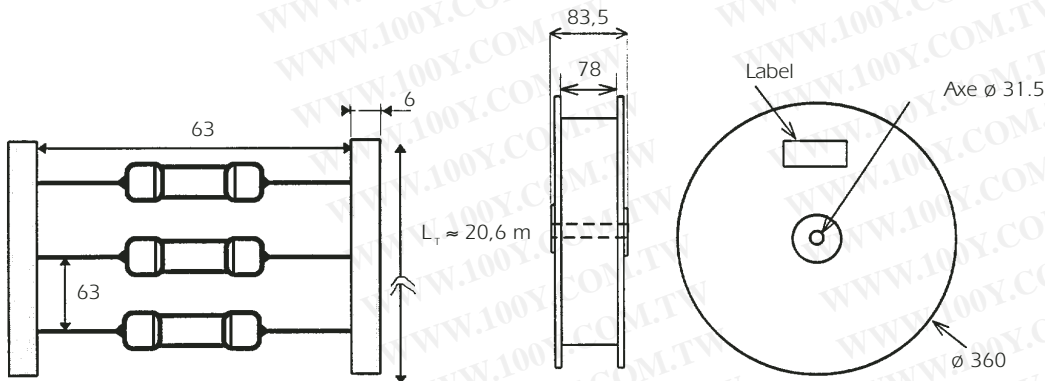
1000V - FA Very Fast Acting

Time-current characteristics

Tolerance for the mean pre-arcing current $\pm 12\%$.
 These curves indicate, for each rated current, the pre-arcing time vs. the R.M.S. pre-arcing current



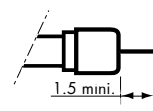
Packaging - Mounting: 6x46 plastic box 10 pieces (55x42x19). For a 500 pieces box packaging consult us.
 6x46 + CP6RL in tape per 1500 pieces.



Installation instructions on PC board.

Soldering heat resistance :
 according to IEC 68-2-20 / 260°C for 10 seconds.

Leads bending

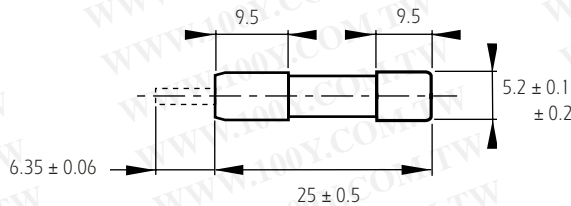


Very HRC Fuses 5x25/6x32 Fuses with striker 250V - F&M 5x25

Ferraz-Shawmut speciality

Approvals UL recognized E 76491

250V F
250V M



250VAC F 5x25 with trip-indicator Fast-acting Very High breaking capacity

Approvals	Voltage rating Un (VAC)	Rating (A)	Reference Number	Weight (g)	Pack.	Catalog Number
	250	1	D077812	2,5	20	MI5F25V1P
	250	1,6	T078999	2,5	20	MI5F25V1,6P
	250	2	V079000	2,5	20	MI5F25V2P
	250	2,5	W079001	2,5	20	MI5F25V2,5P

Approvals	Voltage rating Un (VAC)	Rating (A)	Reference Number	Weight (g)	Pack.	Catalog Number
	250	4	X079002	2,5	20	MI5F25V4P
	250	5	B076844	2,5	20	MI5F25V5P
	250	6,3	Y079003	2,5	20	MI5F25V6,3P
	250	10	E077813	2,5	20	MI5F25V10P

250VAC M 5x25 with trip-indicator Medium Time lag Very High breaking capacity

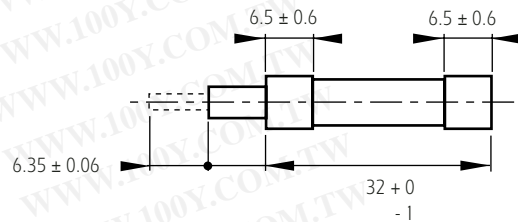
Approvals	Voltage rating Un (VAC)	Rating (A)	Reference Number	Weight (g)	Pack.	Catalog Number
	250	1	L079015	2,5	20	MI5M25V1P
	250	1,25	M079016	2,5	20	MI5M25V1,25P
	250	1,6	N079017	2,5	20	MI5M25V1,6P
	250	2	P079018	2,5	20	MI5M25V2P
	250	2,5	Q079019	2,5	20	MI5M25V2,5P

Approvals	Voltage rating Un (VAC)	Rating (A)	Reference Number	Weight (g)	Pack.	Catalog Number
	250	3,15	R079020	2,5	20	MI5M25V3,15P
	250	4	S079021	2,5	20	MI5M25V4 P
	250	6,3	T079022	2,5	20	MI5M25V6,3P
	250	10	Q075684	2,5	20	MI5M25V10P

Miniature Fuses

Very HRC Fuses 5x25/6x32 Fuses with striker 125V to 400V - FA/FB & SA 6x32

400V FAVFB
400V SA



125-400VAC FA/FB 6x32

with trip-indicator Very Fast-acting Very High breaking capacity

Voltage rating Un (VAC)	Rating (A)	Reference Number	Weight (g)	Pack.	Catalog Number
400	0,8	J078921	3,5	10	MI6FA40V0,8P
400	1	J080393	3,5	10	MI6FA40V1P
400	1,25	A094415	3,5	10	MI6FA40V1,25P
400	1,6	K078922	3,5	10	MI6FA40V1,6P
400	2	K080394	3,5	10	MI6FA40V2P
400	2,5	W093169	3,5	10	MI6FA40V2,5P
400	3,15	D080641	3,5	10	MI6FA40V3,15P
400	4	D080917	3,5	10	MI6FA40V4P
400	5	H079771	3,5	10	MI6FA40V5P
400	6,3	C080916	3,5	10	MI6FA40V6,3P
400	8	B080915	3,5	10	MI6FA40V8P
400	10	X093170	3,5	10	MI6FA40V10P
400	12,5	Y093171	3,5	10	MI6FA40V12,5P
400	16	M080626	3,5	10	MI6FB40V16P
250	20	L098105	3,5	10	MI6FA25V20P
125	25	X098000	3,5	10	MI6FA12,5V25P
125	30	K081038	3,5	10	MI6FA12,5V30P

400VAC SA 6x32

with trip-indicator Medium-Time lag Very High breaking capacity

Voltage rating Un (VAC)	Rating (A)	Reference Number	Weight (g)	Pack.	Catalog Number
400	0,8	G099251	3,5	10	MI6SA40V0,8P
400	1	A079764	3,5	10	MI6SA40V1P
400	1,25	H094261	3,5	10	MI6SA40V1,25P
400	1,6	K094263	3,5	10	MI6SA40V1,6P
400	2	J089455	3,5	10	MI6SA40V2P
400	2,5	L094264	3,5	10	MI6SA40V2,5P
400	3,15	K089456	3,5	10	MI6SA40V3,15P
400	4	M094265	3,5	10	MI6SA40V4P
400	5	P094267	3,5	10	MI6SA40V5P
400	6,3	Z093172	3,5	10	MI6SA40V6,3P
400	8	Q094268	3,5	10	MI6SA40V8P
400	10	Y081027	3,5	10	MI6SA40V10P
250	12,5	T094271	3,5	10	MI6SA25V12,5P
250	16	W094273	3,5	10	MI6SA25V16P
250	20	X099472	3,5	10	MI6SA25V20P
125	25	X094274	3,5	10	MI6SA12,5V25P
125	30	J094285	3,5	10	MI6SA12,5V30P

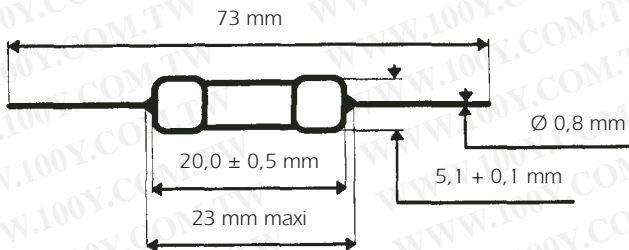


Axial leads 5x20 250V - FC "AL" Fast Acting

BETWEEN 0,16 TO 10A

Electricals characteristics :
according to IEC 127-2 Standard Sheet 1

Dimensions



Sand-filled fuses
Max weight : 1,5 g



Basic Characteristics

Size	Rated Voltage	Rated Current	Breaking Capacity	[I ² t] Pre-arcing	[I ² t] Total clearing at 250 V	Max voltage drop at I _n	Designation	Reference Number	Catalog Number
mm	VAC	A		A ² s		V			
5 x 20	250	0,160	Along IEC 127 1500 A @ 250 VAC cos φ ≥ 0,7	0,0011	0,0025	1,6	250V FC 0,160 A 5x20 AL	L205032	MI5FCP25V0,16
		0,200		0,0018	0,004	1,45	250V FC 0,200 A 5x20 AL	M205033	MI5FCP25V0,20
		0,250		0,0035	0,008	1,3	250V FC 0,250 A 5x20 AL	N205034	MI5FCP25V0,25
		0,315		0,0072	0,016	1,15	250V FC 0,315 A 5x20 AL	E206061	MI5FCP25V0,31
		0,400		0,015	0,032	1,1	250V FC 0,400 A 5x20 AL	F206062	MI5FCP25V0,4
		0,500		0,032	0,066	1	250V FC 0,500 A 5x20 AL	P205035	MI5FCP25V0,5
		0,630		0,052	0,082	0,45	250V FC 0,630 A 5x20 AL	H206064	MI5FCP25V0,63
		0,800		0,098	0,16	0,4	250V FC 0,800 A 5x20 AL	G206063	MI5FCP25V0,8
		1,000		0,2	0,32	0,37	250V FC 1,000 A 5x20 AL	Q205036	MI5FCP25V1
		1,250		0,11	0,35	0,55	250V FC 1,250 A 5x20 AL	R205037	MI5FCP25V1,25
		1,600		0,28	0,55	0,42	250V FC 1,600 A 5x20 AL	S205038	MI5FCP25V1,6
		2,000		0,55	1,2	0,38	250V FC 2,000 A 5x20 AL	T205039	MI5FCP25V2
		2,500		1,1	2,4	0,34	250V FC 2,500 A 5x20 AL	V205040	MI5FCP25V2,5
		3,150		2,5	5	0,28	250V FC 3,150 A 5x20 AL	W205041	MI5FCP25V3,15
		4,000		6,1	12	0,23	250V FC 4,000 A 5x20 AL	X205042	MI5FCP25V4
5,000	11	22	0,21	250V FC 5,000 A 5x20 AL	Y205043	MI5FCP25V5			
6,300	25	45	0,18	250V FC 6,300 A 5x20 AL	Z205044	MI5FCP25V6,3			
8	72	130	0,13	250V FC 8,000 A 5x20 AL	A205045	MI5FCP25V8			
10	150	270	0,11	250V FC 10,00 A 5x20 AL	B205046	MI5FCP25V10			

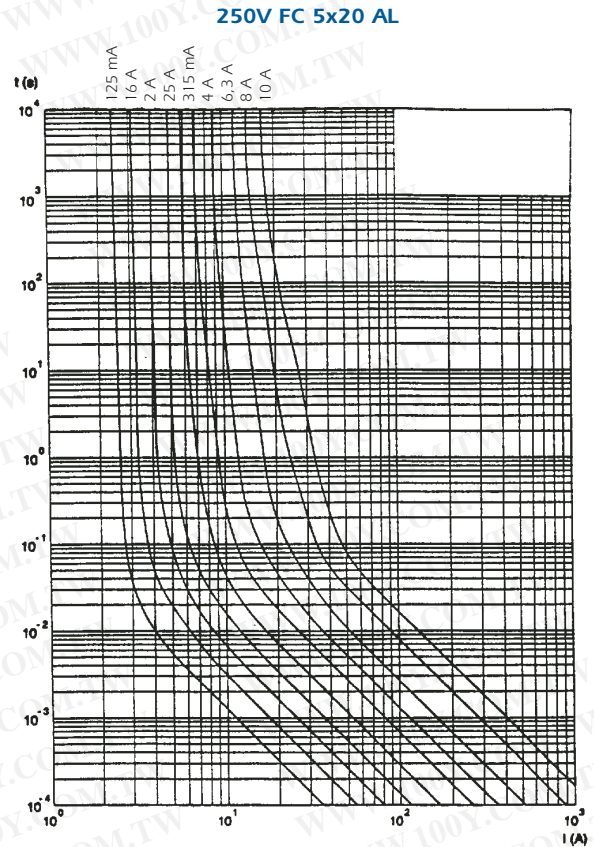
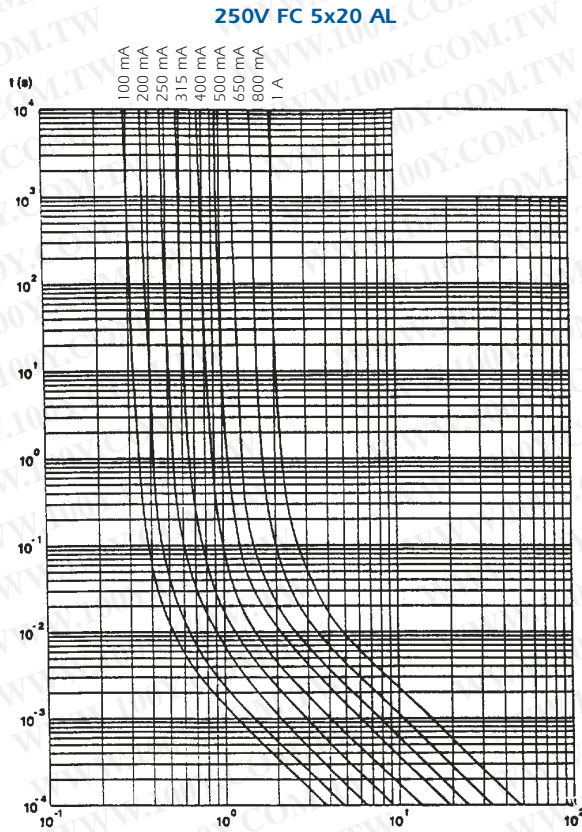
These fuses are not SEMKO approved. IEC 127 doesn't take into account 5x20 fuses with axial leads.

Miniature Fuses



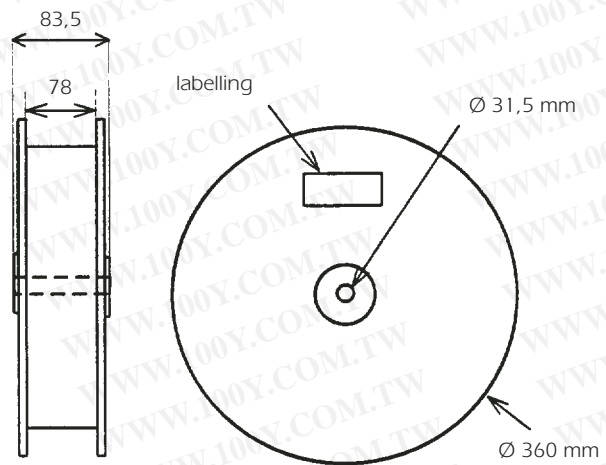
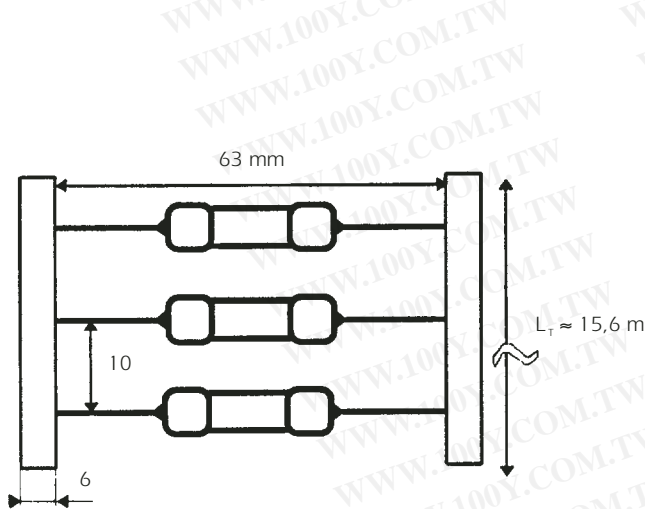
Axial leads 5x20 250V - FC "AL" Fast Acting

Time-current characteristics



I margin $\pm 12\%$. Actual prearcing time(s). R.M.S. Value of prearcing current (A).

Packaging: in tape per 2000 pieces



Installation instruction

Soldering heat resistance : according IEC 68-2-20 / 260°C for 10 seconds.

Material:

Body: ceramic tube

Connection: Tin plated copper

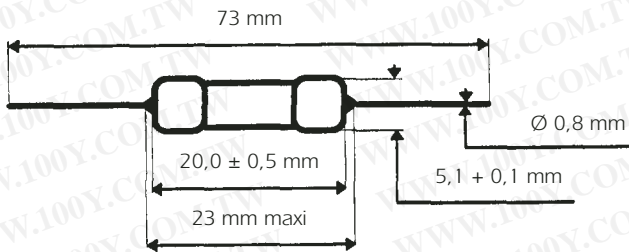


Axial leads 5x20 250V - FA/FB "AL" Very Fast Acting

Approvals UL recognized E 90660

BETWEEN 0,04 TO 6,3 A

Dimensions



Sand-filled fuses
Max weight : 1,5 g



Basic Characteristics

Size	Rated Voltage	Rated Current	Breaking Capacity	[I ² t] Pre-arcing	[I ² t] Total clearing at 250 V	Max voltage drop at I _n	Designation	Reference Number	Catalog Number
mm	VAC	A		A ² s		V			
5 x 20	250	0,040*	250 VAC	0,00013	0,0004	1,5	250V FB 0,040 A 5 x 20AL	Z204883	MI5FBP25V0,04
		0,050*	4 kA	0,00020	0,0006	1,5	250V FB 0,050 A 5 x 20AL	S206901	MI5FBP25V0,05
		0,063*	cos φ ≥ 0,7	0,00041	0,0012	1,3	250V FB 0,063 A 5 x 20AL	K205031	MI5FBP25V0,063
		0,080*		0,00077	0,0022	1,1	250V FB 0,080 A 5 x 20AL	C207899	MI5FBP25V0,08
		0,100*		0,00131	0,0037	1,1	250V FB 0,100 A 5 x 20AL	B206472	MI5FBP25V0,1
		0,125	250 VAC	0,00077	0,0021	1,7	250V FA 0,125 A 5 x 20AL	M205907	MI5FAP25V0,125
		0,160	30 kA	0,0020	0,006	1,3	250V FA 0,160 A 5 x 20AL	H208249	MI5FAP25V0,16
		0,200	cos φ ≥ 0,2	0,0046	0,013	1,1	250V FA 0,200 A 5 x 20AL	J208250	MI5FAP25V0,2
		0,250		0,009	0,025	1,0	250V FA 0,250 A 5 x 20AL	L205906	MI5FAP25V0,25
		0,315		0,016	0,045	0,90	250V FA 0,315 A 5 x 20AL	K208251	MI5FAP25V0,315
		0,400	for	0,03	0,085	0,85	250V FA 0,400 A 5 x 20AL	L208252	MI5FAP25V0,4
		0,500	approvals	0,05	0,15	0,80	250V FA 0,500 A 5 x 20AL	M208253	MI5FAP25V0,5
		0,630	I _c = 10 kA	0,12	0,35	0,70	250V FA 0,630 A 5 x 20AL	N208254	MI5FAP25V0,63
		0,800	under 250 VAC	0,25	0,72	0,60	250V FA 0,800 A 5 x 20AL	P208255	MI5FAP25V0,8
		1,000	cos φ ≥ 0,7	0,11	0,25	0,46	250V FA 1,000 A 5 x 20AL	Q208256	MI5FAP25V1
		1,250		0,26	0,65	0,36	250V FA 1,250 A 5 x 20AL	R208257	MI5FAP25V1,25
		1,600		0,39	0,9	0,42	250V FA 1,600 A 5 x 20AL	S208258	MI5FAP25V1,6
		2,000		0,81	1,9	0,37	250V FA 2,000 A 5 x 20AL	T208259	MI5FAP25V2
2,500		1,44	3,2	0,34	250V FA 2,500 A 5 x 20AL	V208260	MI5FAP25V2,5		
3,150		2,46	5,5	0,33	250V FA 3,150 A 5 x 20AL	W208261	MI5FAP25V3,15		
4,000		4,6	10	0,31	250V FA 4,000 A 5 x 20AL	X208262	MI5FAP25V4		
5,000		11	25	0,24	250V FA 5,000 A 5 x 20AL	Y208263	MI5FAP25V5		
6,300		23	50	0,20	250V FA 6,300 A 5 x 20AL	Y208033	MI5FAP25V6,3		

*Rating non approval

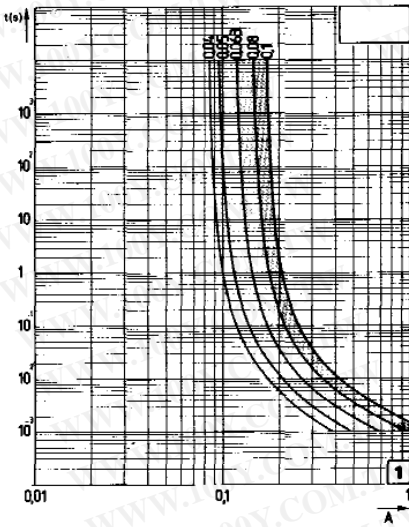
Axial leads

5x20

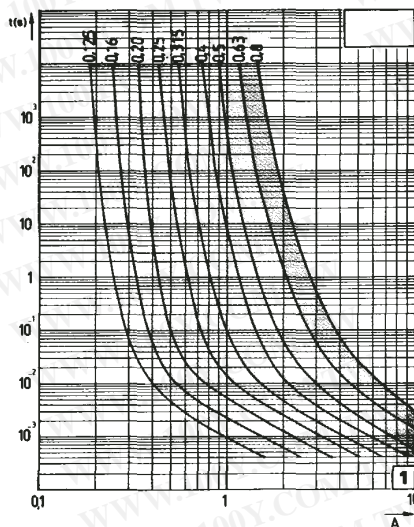
250V - FA/FB "AL" Very Fast Acting

Time-current characteristics

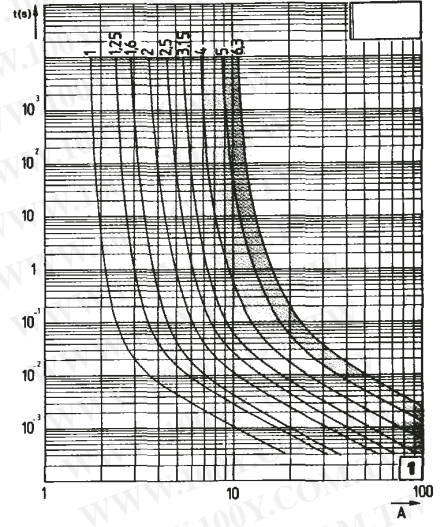
250V FB 5x20 AL



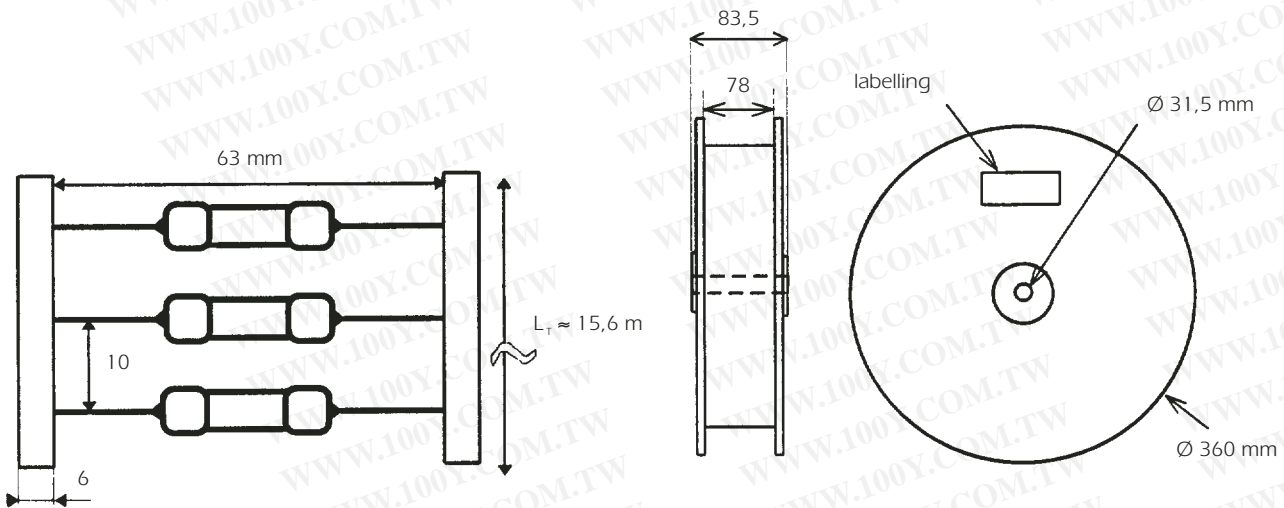
250V FA 5x20 AL



250V FA 5x20 AL



Packaging: in tape per 2000 pieces



Installation instruction

Soldering heat resistance : according IEC 68-2-20 / 260°C for 10 seconds.

Material:

Body: ceramic tube

Connection: Tin plated copper

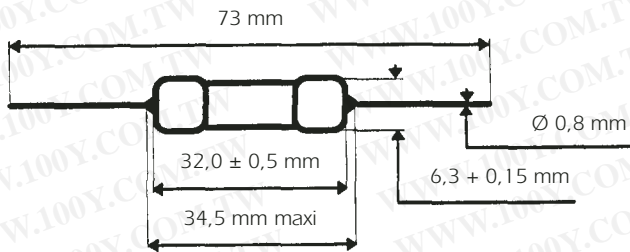


Axial leads 6x32 250V - FA "AL" Very Fast Acting

Approvals UL recognized E 76491

BETWEEN 0,1 TO 6,3 A

Dimensions



Max weight : 2,5 g



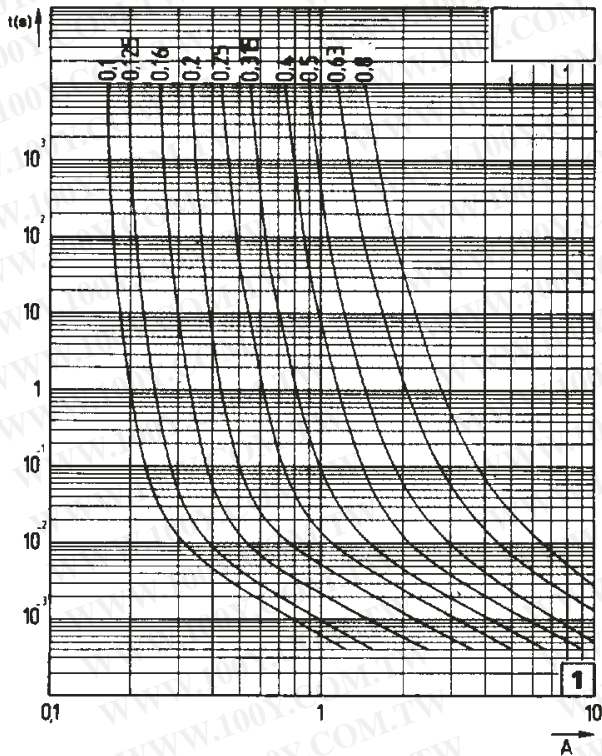
Basic Characteristics

Size	Rated Voltage	Rated Current	Breaking Capacity under 250 V AC	[I ² t] Pre-arcing	[I ² t] Total clearing at 250 V	Max voltage drop at I _n	Designation	Reference Number	Catalog Number
mm	VAC	A		A ² s		V			
6,3 x 32	250	0,100	200 kA cos φ ≥ 0,2	0,00057	0,0011	2,75	250V FA 0,100 A 6.32 AL	M208138	MI6FAP25V0,1
		0,125		0,00077	0,0015	2,6	250V FA 0,125 A 6.32 AL	N208139	MI6FAP25V0,125
		0,160		0,0020	0,004	2,0	250V FA 0,160 A 6.32 AL	P208140	MI6FAP25V0,16
		0,200		0,0046	0,009	1,7	250V FA 0,200 A 6.32 AL	Q208141	MI6FAP25V0,2
		0,250		0,009	0,018	1,55	250V FA 0,250 A 6.32 AL	R208142	MI6FAP25V0,25
		0,315		0,016	0,032	1,45	250V FA 0,315 A 6.32 AL	S208143	MI6FAP25V0,315
		0,400		0,03	0,06	1,40	250V FA 0,400 A 6.32 AL	T208144	MI6FAP25V0,4
		0,500		0,05	0,10	1,40	250V FA 0,500 A 6.32 AL	V208145	MI6FAP25V0,5
		0,630		0,12	0,24	1,15	250V FA 0,630 A 6.32 AL	W208146	MI6FAP25V0,63
		0,800		0,25	0,50	1,00	250V FA 0,800 A 6.32 AL	X208147	MI6FAP25V0,8
		1,000		0,11	0,20	0,71	250V FA 1,000 A 6.32 AL	Y208148	MI6FAP25V1
		1,250		0,26	0,50	0,55	250V FA 1,250 A 6.32 AL	Z208149	MI6FAP25V1,25
		1,600		0,39	0,7	0,65	250V FA 1,600 A 6.32 AL	C208152	MI6FAP25V1,6
		2,000		0,81	1,4	0,55	250V FA 2,000 A 6.32 AL	D208153	MI6FAP25V2
		2,500		1,44	2,5	0,52	250V FA 2,500 A 6.32 AL	E208154	MI6FAP25V2,5
3,150	2,46	4,3	0,53	250V FA 3,150 A 6.32 AL	F208155	MI6FAP25V3,15			
4,000	4,6	8	0,48	250V FA 4,000 A 6.32 AL	G208156	MI6FAP25V4			
5,000	11	20	0,37	250V FA 5,000 A 6.32 AL	H208157	MI6FAP25V5			
6,300	23	40	0,31	250V FA 6,300 A 6.32 AL	Z208034	MI6FAP25V6,3			

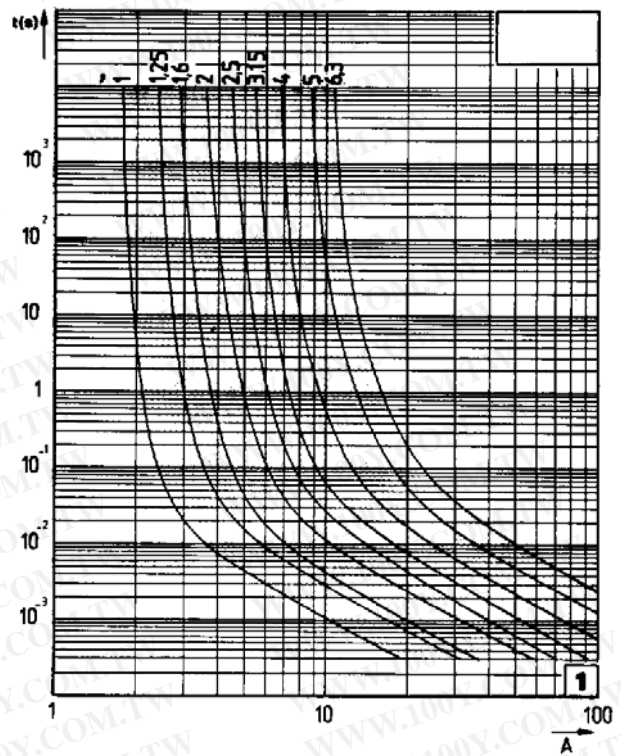
Axial leads
6x32
250V - FA "AL" Very Fast Acting

Time-current characteristics

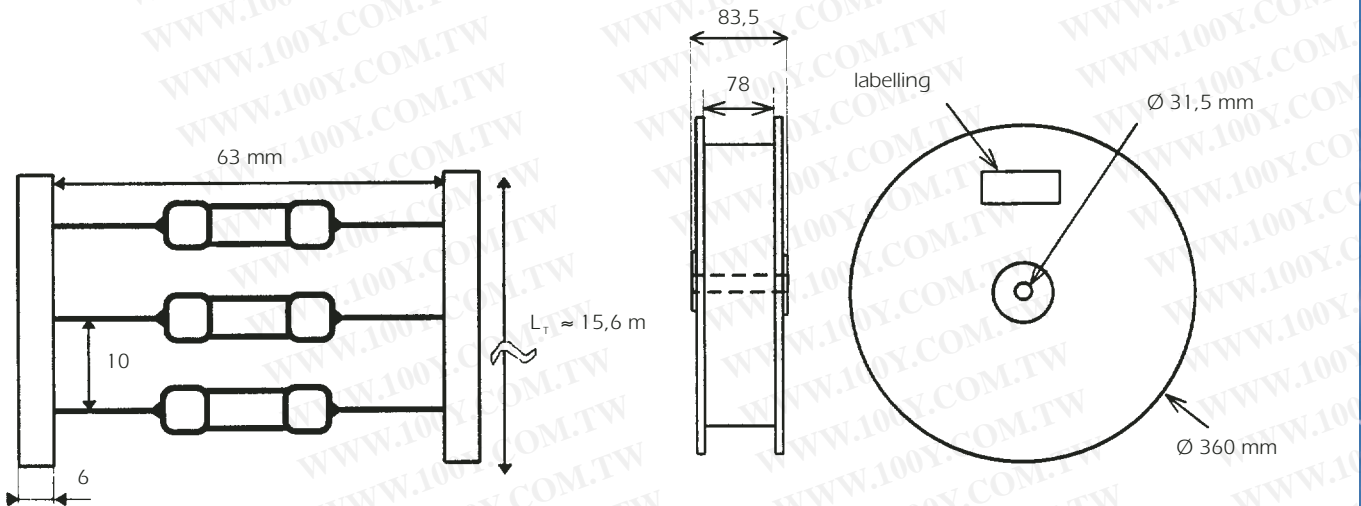
250V FA 6,3 x 32 AL



250V FA 6,3 x 32 AL



Packaging: in tape per 1500 pieces



Installation instruction

Soldering heat resistance : according IEC 68-2-20 / 260°C for 10 seconds.

Material:

Body: ceramic tube

Connection: Tin plated copper

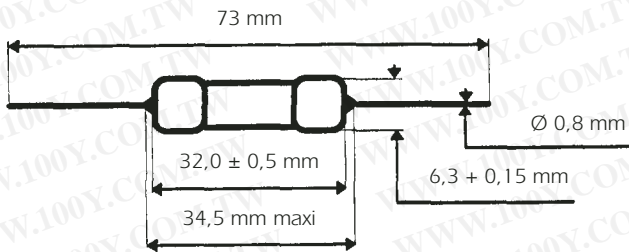


Axial leads 6x32 250V - SA "AL" Medium Time Lag

Approvals UL recognized E 76491

BETWEEN 0,1 TO 6,3 A

Dimensions



Max weight : 2,8 g



Basic Characteristics

Size	Rated Voltage	Rated Current	Breaking Capacity under 250 V AC	[I ² t] Pre-arcing	[I ² t] Total clearing at 250 V	Max voltage drop at I _n	Designation	Reference Number	Catalog Number
mm	VAC	A		A ² s		V			
6,3 x 32	250	0,100	200 kA cos φ ≥ 0,2	0,00077	0,0015	2,0	250V SA 0,100 A 6.32 AL	N208231	MI6SAP25V0,1
		0,125		0,002	0,0025	1,5	250V SA 0,125 A 6.32 AL	P208232	MI6SAP25V0,125
		0,160		0,0046	0,009	1,3	250V SA 0,160 A 6.32 AL	Q208233	MI6SAP25V0,16
		0,200		0,009	0,018	1,2	250V SA 0,200 A 6.32 AL	R208234	MI6SAP25V0,2
		0,250		0,016	0,032	1,1	250V SA 0,250 A 6.32 AL	S208235	MI6SAP25V0,25
		0,315		0,03	0,06	1,0	250V SA 0,315 A 6.32 AL	T208236	MI6SAP25V0,315
		0,400		0,05	0,10	1,0	250V SA 0,400 A 6.32 AL	V208237	MI6SAP25V0,4
		0,500		0,12	0,24	0,80	250V SA 0,500 A 6.32 AL	W208238	MI6SAP25V0,5
		0,630		0,11	0,20	0,40	250V SA 0,630 A 6.32 AL	X208239	MI6SAP25V0,63
		0,800		0,17	0,31	0,40	250V SA 0,800 A 6.32 AL	Y208240	MI6SAP25V0,8
		1,000		0,26	0,50	0,40	250V SA 1,000 A 6.32 AL	Z208241	MI6SAP25V1
		1,250		0,55	1,0	0,35	250V SA 1,250 A 6.32 AL	A208242	MI6SAP25V1,25
		1,600		1,44	2,5	0,26	250V SA 1,600 A 6.32 AL	B208243	MI6SAP25V1,6
		2,000		2,46	4,3	0,25	250V SA 2,000 A 6.32 AL	C208244	MI6SAP25V2
		2,500		4,6	8	0,23	250V SA 2,500 A 6.32 AL	D208245	MI6SAP25V2,5
		3,150		11	20	0,16	250V SA 3,150 A 6.32 AL	E208246	MI6SAP25V3,15
4,000	23	40	0,16	250V SA 4,000 A 6.32 AL	F208247	MI6SAP25V4			
5,000	15,7	70	0,13	250V SA 5,000 A 6.32 AL	G208248	MI6SAP25V5			
6,300	28	120	0,13	250V SA 6,300 A 6.32 AL	E208039	MI6SAP25V6,3			

Miniature Fuses



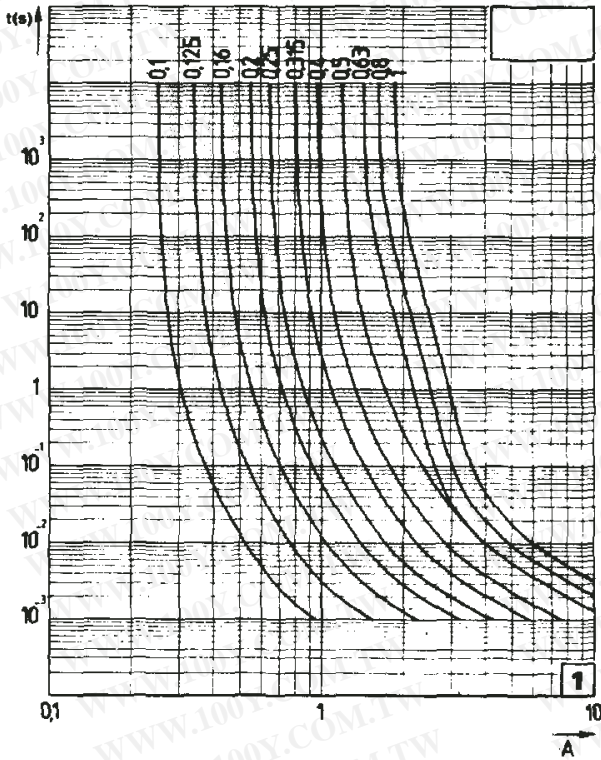
Axial leads

6x32

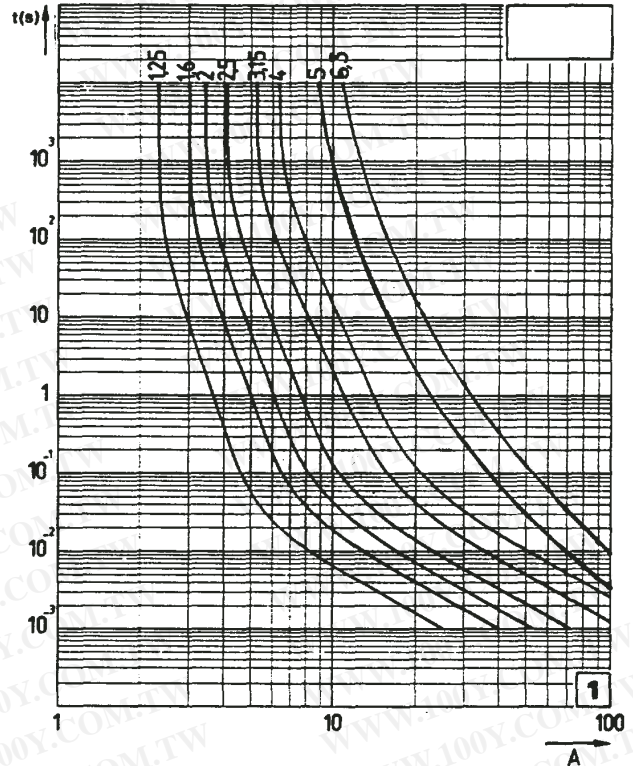
250V - SA "AL" Medium Time Lag

Time-current characteristics

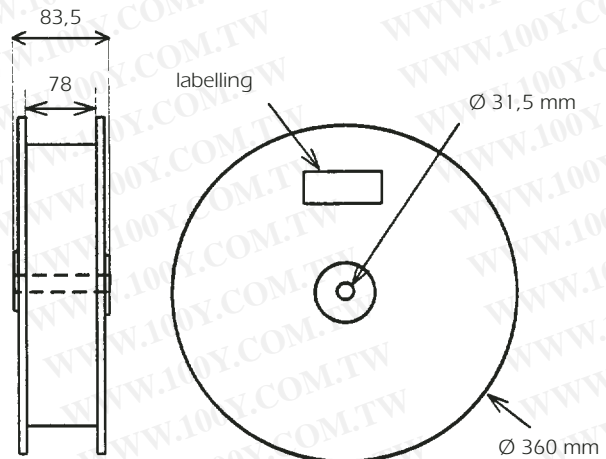
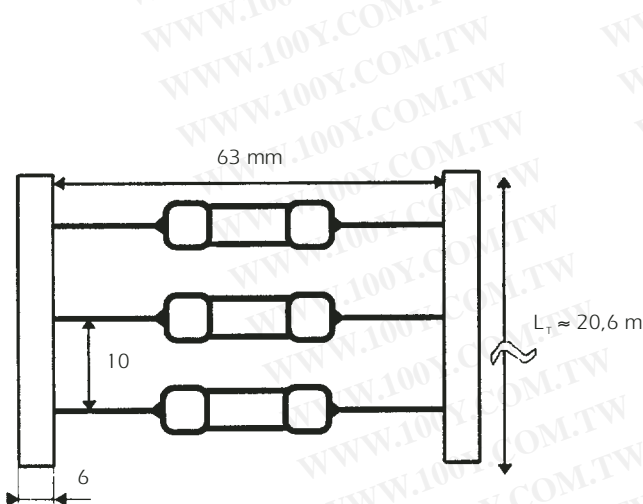
250V SA 6,3x32 AL



250V SA 6,3x32 AL



Packaging: in tape per 1500 pieces



Installation instruction

Soldering heat resistance : according IEC 68-2-20 / 260°C for 10 seconds.

Material:

Body: ceramic tube

Connection: Tin plated copper

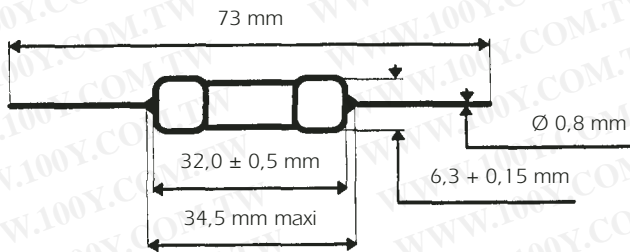


Axial leads 6x32 400V - FA "AL" Very Fast Acting

Approvals UL recognized E 76491

BETWEEN 0,1 TO 6,3 A

Dimensions



Max weight : 2,8 g



Basic Characteristics

Size	Rated Voltage	Rated Current	Breaking Capacity under 400 V AC	[I ² t] Pre-arcing	[I ² t] Total clearing at 400 V	Max voltage drop at I _n	Designation	Reference Number	Catalog Number
mm	VAC	A		A ² s		V			
6,3 x 32	400	0,100	200 kA cos φ ≥ 0,2	0,00057	0,0016	2,75	400V FA 0,100 A 6.32 AL	E208177	MI6FA40V0,1
		0,125		0,00077	0,0021	2,6	400V FA 0,125 A 6.32 AL	F208178	MI6FAP40V0,125
		0,160		0,002	0,006	2,0	400V FA 0,160 A 6.32 AL	G208179	MI6FAP40V0,16
		0,200		0,0046	0,013	1,7	400V FA 0,200 A 6.32 AL	H208180	MI6FAP40V0,2
		0,250		0,009	0,025	1,55	400V FA 0,250 A 6.32 AL	J208181	MI6FAP40V0,25
		0,315		0,016	0,045	1,45	400V FA 0,315 A 6.32 AL	K208182	MI6FAP40V0,31
		0,400		0,03	0,085	1,40	400V FA 0,400 A 6.32 AL	L208183	MI6FAP40V0,4
		0,500		0,05	0,15	1,40	400V FA 0,500 A 6.32 AL	M208184	MI6FAP40V0,5
		0,630		0,12	0,35	1,15	400V FA 0,630 A 6.32 AL	N208185	MI6FAP40V0,63
		0,800		0,25	0,72	1,0	400V FA 0,800 A 6.32 AL	P208186	MI6FAP40V0,8
		1,000		0,11	0,25	0,71	400V FA 1,000 A 6.32 AL	Q208187	MI6FAP40V1
		1,250		0,26	0,6	0,55	400V FA 1,250 A 6.32 AL	R208188	MI6FAP40V1,25
		1,600		0,39	0,9	0,65	400V FA 1,600 A 6.32 AL	S208189	MI6FAP40V1,6
		2,000		0,81	1,9	0,55	400V FA 2,000 A 6.32 AL	T208190	MI6FAP40V2
		2,500		1,44	3,2	0,52	400V FA 2,500 A 6.32 AL	V208191	MI6FAP40V2,5
		3,150		2,46	5,5	0,53	400V FA 3,150 A 6.32 AL	W208192	MI6FAP40V3,15
4,000	4,6	10	0,48	400V FA 4,000 A 6.32 AL	X208193	MI6FAP40V4			
5,000	11	25	0,37	400V FA 5,000 A 6.32 AL	Y208194	MI6FAP40V5			
6,300	1,1	12	0,22	400V FA 6,300 A 6.32 AL	A208035	MI6FAP40V6,3			

Miniature Fuses



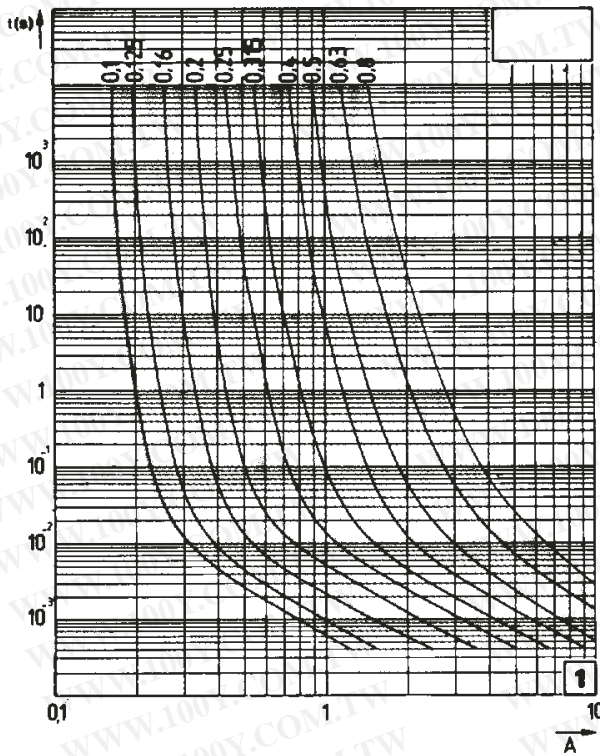
Axial leads

6x32

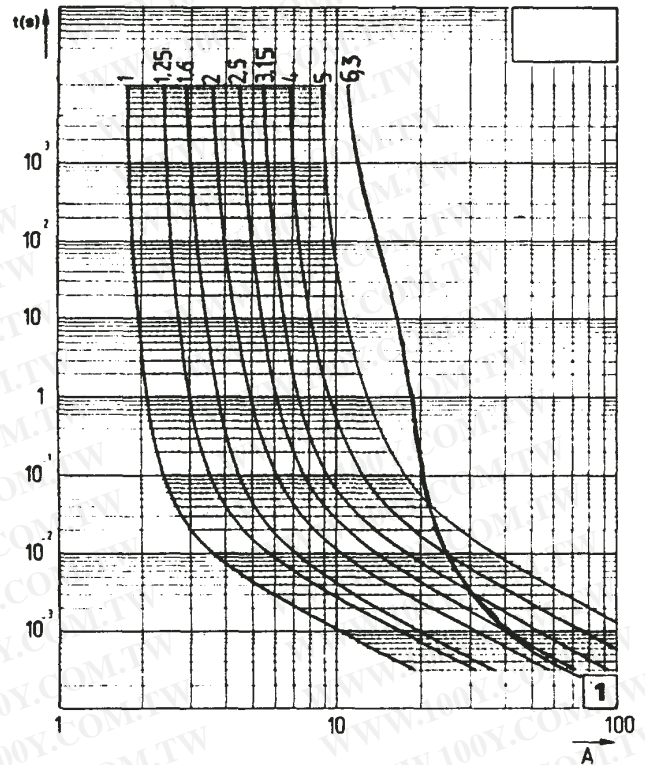
400V - FA "AL" Very Fast Acting

Time-current characteristics

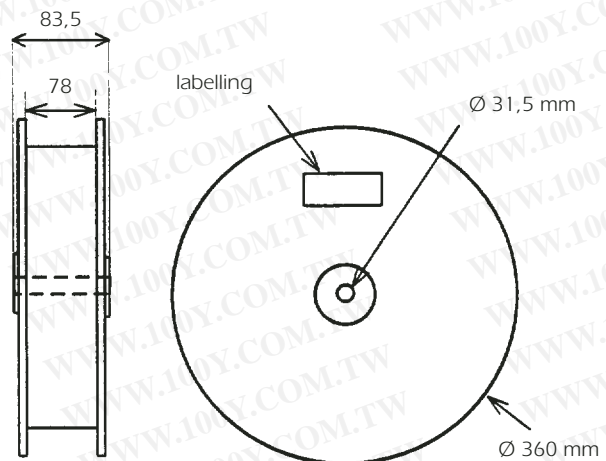
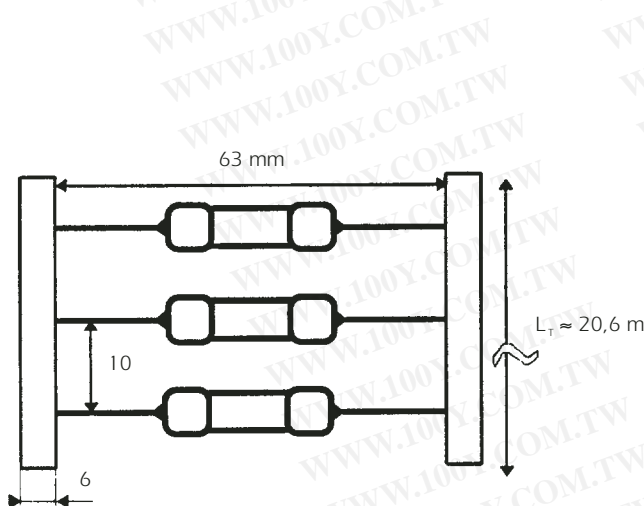
400V FA 6,3x32 AL



400V FA 6,3x32 AL



Packaging: in tape per 1500 pieces



Installation instruction

Soldering heat resistance : according IEC 68-2-20 / 260°C for 10 seconds.

Material:

Body: ceramic tube

Connection: Tin plated copper

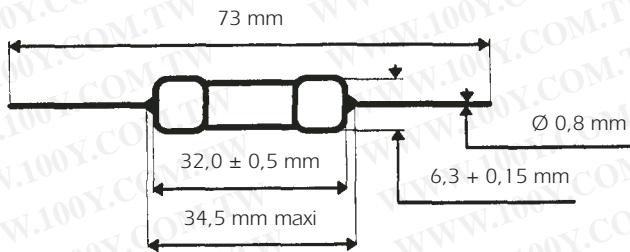


Axial leads 6x32 500V - FA "AL" Very Fast Acting

Approvals UL recognized E 76491

BETWEEN 0,1 TO 6,3 A

Dimensions



Max weight : 2,8 g



Basic Characteristics

Size	Rated Voltage	Rated Current	Breaking Capacity under 500 V AC	[I ² t] Pre-arcing	[I ² t] Total clearing at 500 V	Max voltage drop at I _n	Designation	Reference Number	Catalog Number
mm	VAC	A		A ² s	V				
6,3 x 32	500	0,100	200 kA cos φ ≥ 0,2	0,00057	0,002	2,75	500V FA 0,100 A 6.32 AL	A208196	MI6FAP50V0,1
		0,125		0,00077	0,003	2,6	500V FA 0,125 A 6.32 AL	B208197	MI6FAP50V0,125
		0,160		0,002	0,008	2,0	500V FA 0,160 A 6.32 AL	C208198	MI6FAP50V0,16
		0,200		0,0046	0,017	1,7	500V FA 0,200 A 6.32 AL	D208199	MI6FAP50V0,2
		0,250		0,009	0,035	1,55	500V FA 0,250 A 6.32 AL	E208200	MI6FAP50V0,25
		0,315		0,016	0,060	1,45	500V FA 0,315 A 6.32 AL	F208201	MI6FAP50V0,315
		0,400		0,03	0,11	1,40	500V FA 0,400 A 6.32 AL	G208202	MI6FAP50V0,4
		0,500		0,05	0,20	1,40	500V FA 0,500 A 6.32 AL	H208203	MI6FAP50V0,5
		0,630		0,12	0,45	1,15	500V FA 0,630 A 6.32 AL	J208204	MI6FAP50V0,63
		0,800		0,25	0,92	1,0	500V FA 0,800 A 6.32 AL	K208205	MI6FAP50V0,8
		1,000		0,11	0,30	0,71	500V FA 1,000 A 6.32 AL	N207104	MI6FAP50V1
		1,250		0,26	0,75	0,55	500V FA 1,250 A 6.32 AL	M208207	MI6FAP50V1,25
		1,600		0,39	1,1	0,65	500V FA 1,600 A 6.32 AL	N208208	MI6FAP50V1,6
		2,000		0,81	2,2	0,55	500V FA 2,000 A 6.32 AL	P208209	MI6FAP50V2
		2,500		1,44	4	0,52	500V FA 2,500 A 6.32 AL	Q208210	MI6FAP50V2,5
		3,150		2,46	7	0,53	500V FA 3,150 A 6.32 AL	R208211	MI6FAP50V3,15
4,000	4,6	14	0,48	500V FA 4,000 A 6.32 AL	S208212	MI6FAP50V4			
5,000	11	30	0,37	500V FA 5,000 A 6.32 AL	T208213	MI6FAP50V5			
6,300	1,1	20	0,22	500V FA 6,300 A 6.32 AL	C208037	MI6FAP50V6,3			

Miniature Fuses



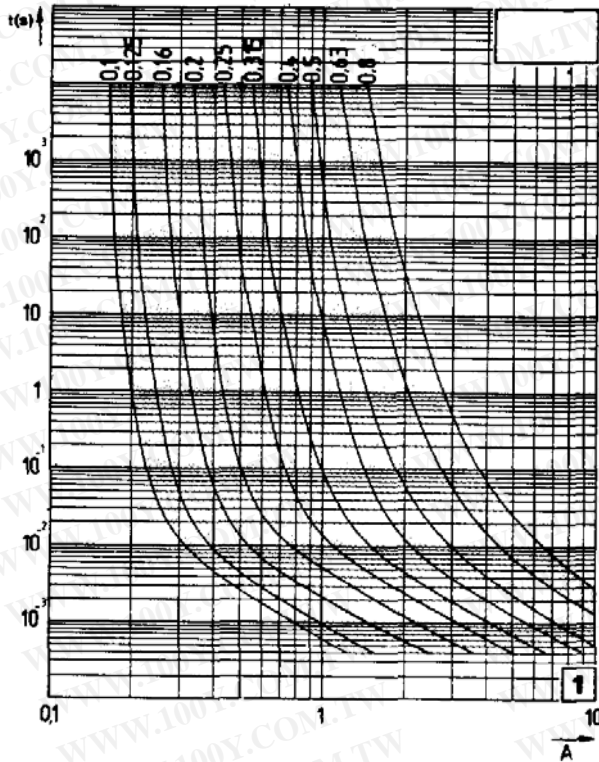
Axial leads

6x32

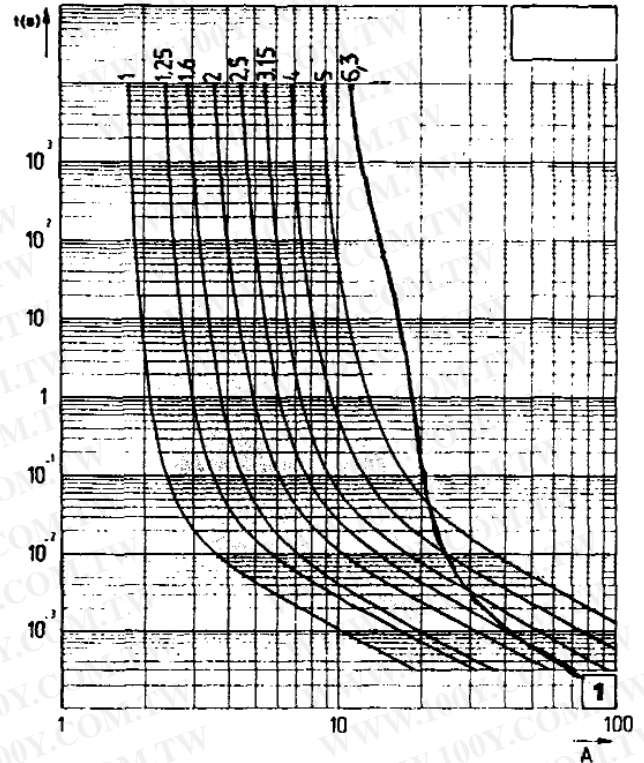
500V - FA "AL" Very Fast Acting

Time-current characteristics

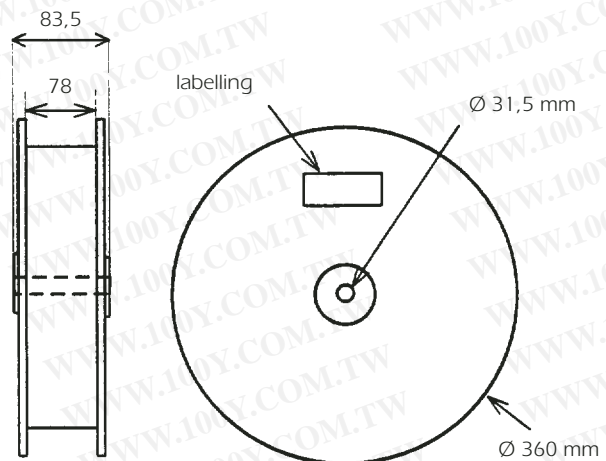
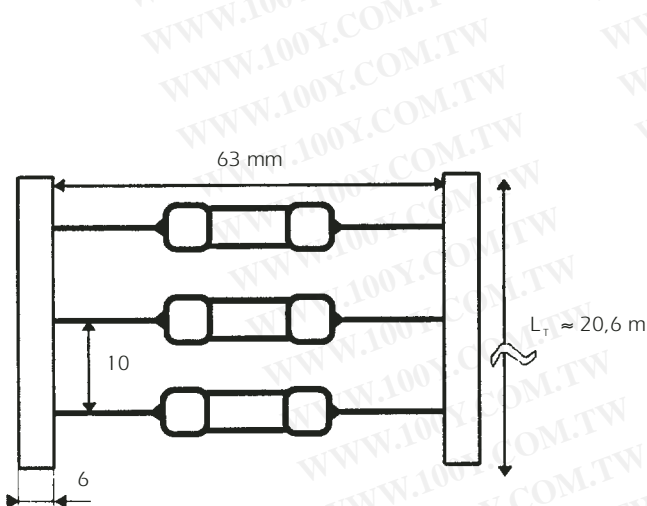
500V FA 6x32 AL



500V FA 6x32 AL



Packaging: in tape per 1500 pieces



Installation instruction

Soldering heat resistance : according IEC 68-2-20 / 260°C for 10 seconds.

Material:

Body: ceramic tube

Connection: Tin plated copper



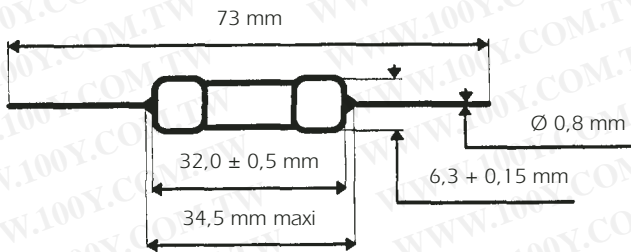
Miniature Fuses

Axial leads 6x32 690V - FA "AL" Very Fast Acting

Approvals UL recognized E 76491

BETWEEN 0,1 TO 2 A

Dimensions



Max weight : 2,8 g



Basic Characteristics

Size	Rated Voltage	Rated Current	Breaking Capacity under 660 V AC	[I ² t] Pre-arcing	[I ² t] Total clearing at 660 V	Max voltage drop at I _n	Designation	Reference Number	Catalog Number
mm	VAC	A		A ² s		V			
6,3 x 32	690	0,100	30 kA cos φ ≥ 0,2	0,00057	0,0037	2,75	690V FA 0,100 A 6.32 AL	V208214	MI6FAP69V0,1
		0,125		0,00077	0,005	2,6	690V FA 0,125 A 6.32 AL	W208215	MI6FAP69V0,125
		0,160		0,002	0,014	2,0	690V FA 0,160 A 6.32 AL	X208216	MI6FAP69V0,16
		0,200		0,0046	0,030	1,7	690V FA 0,200 A 6.32 AL	Y208217	MI6FAP69V0,2
		0,250		0,009	0,060	1,55	690V FA 0,250 A 6.32 AL	Z208218	MI6FAP69V0,25
		0,315		0,016	0,10	1,45	690V FA 0,315 A 6.32 AL	A208219	MI6FAP69V0,315
		0,400		0,03	0,20	1,40	690V FA 0,400 A 6.32 AL	B208220	MI6FAP69V0,4
		0,500		0,05	0,33	1,40	690V FA 0,500 A 6.32 AL	C208221	MI6FAP69V0,5
		0,630		0,12	0,8	1,15	690V FA 0,630 A 6.32 AL	D208222	MI6FAP69V0,63
		0,800		0,18	1,2	1,15	690V FA 0,800 A 6.32 AL	E208223	MI6FAP69V0,8
		1,000		0,11	0,48	0,75	690V FA 1,000 A 6.32 AL	F208224	MI6FAP69V1
		1,250		0,17	0,76	0,70	690V FA 1,250 A 6.32 AL	G208225	MI6FAP69V1,25
1,600	0,39	1,7	0,65	690V FA 1,600 A 6.32 AL	Y206285	MI6FAP69V1,6			
2,000	0,81	3,5	0,55	690V FA 2,000 A 6.32 AL	D208038	MI6FAP69V2			

Miniature Fuses



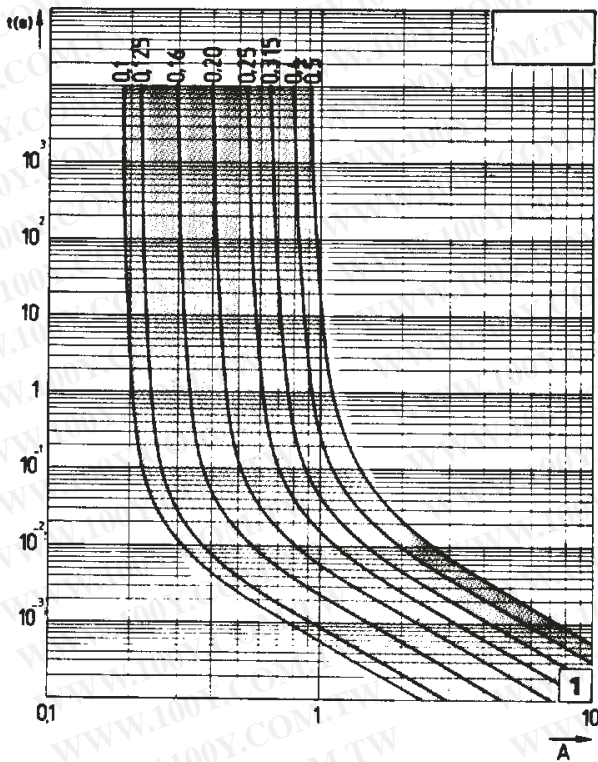
Axial leads

6x32

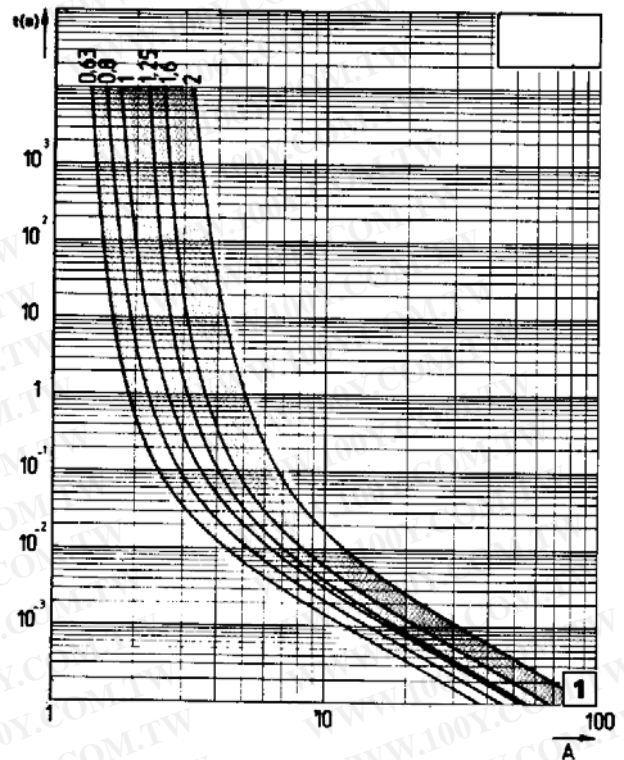
690V - FA "AL" Very Fast Acting

Time-current characteristics

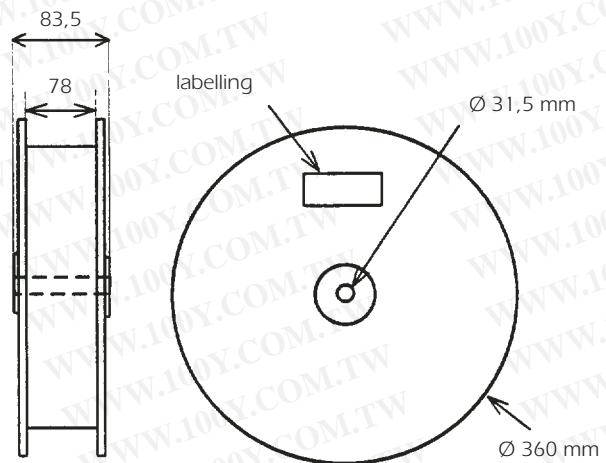
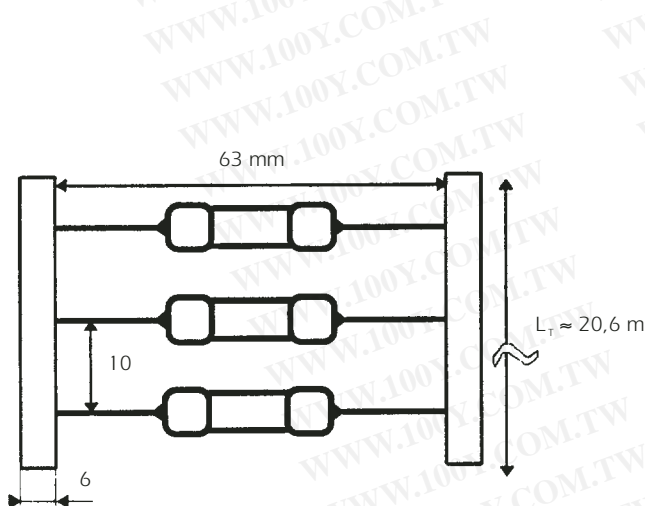
660V FA 6,3x32 AL



660V FA 6,3x32 AL



Packaging: in tape per 1500 pieces



Installation instruction

Soldering heat resistance : according IEC 68-2-20 / 260°C for 10 seconds.

Material:

Body: ceramic tube

Connection: Tin plated copper

Multi-Meter fuses 10x35 -10x38 FSM - 1000 V AC/DC

Ferraz Shawmut has developed a true 1000V AC/DC fuse designed to protect both analog and digital multi-meters.

These fuses cover all the industry's multi-meter requirements in three easy to use amperage ratings. Good for 1000 volts AC and DC, the FSM line of Ferraz Shawmut fuses are designed for the power electronics metering and controls market.

Features/Benefits

- For the protection of multi-meters
- 1000V AC/DC for full range protection
- 100% Current Rated for continuous current carrying capability
- Glass melamine body and plated terminals provide superior reliability and performance

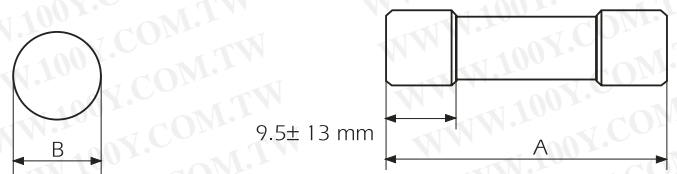
Highlights:

- Fast-Acting
- 1000 Volts AC/DC
- 20,000A Interrupting Rating @ 1000V AC/DC for all ratings
- (3) Ampere Ratings 44/100A, 11A, 15A
- Current-Limiting
- UL Recognized Component



Dimensions:

Catalog No.	A	B
FSM44/100	1.375"/35 mm	0.406
FSM11	1.500"/38 mm	0.406"
FSM15	1.500"/38 mm	0.406"



Standard Fuse Ampere Ratings, Catalog Numbers

Ampere Rating	Catalog Number	Reference Number
44/100	FSM44/100	W232480
11	FSM11	X232481
15	FSM15	Y232482

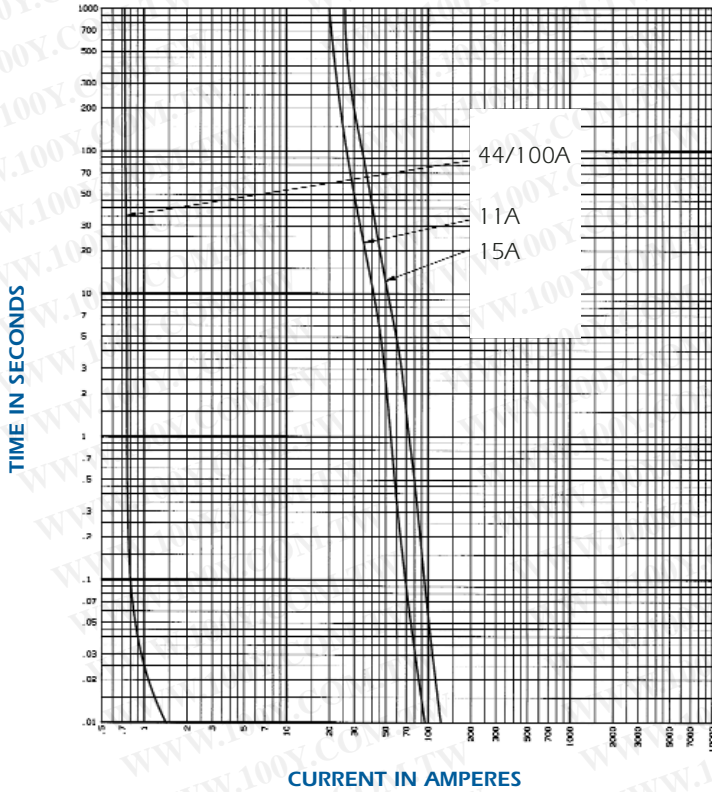
Cross Reference

Ferraz Shawmut **FSM** replaces the
Bussmann: DMM-B
Littelfuse: FLU

Miniature Fuses

Multi-Meter fuses
 10x35 -10x38
 FSM - 1000 V AC/DC

Melting current data



Peak Let-Thru current data

