

URB/URQ

SEMICONDUCTOR PROTECTION FUSES



690V - 1000V AC
URB/URQ/URS from 32 up to 250A
SIZE: 27 X 60

Features/Benefits

- ▶ **Extremely high Interrupting rating Fuses:**
Protection of power Semiconductors according to IEC Standard 269.1 and 4
- ▶ **690V-1000V AC Voltage Rating**
- ▶ **aR Class** according to VDE 636-23 and IEC 269.4
- ▶ Model according to NF C 63210 and 63211 with built-in blown trip-indicator
- ▶ 690V URQ and 1000V URB are UL Recognized



勝特力材料 886-3-5753170
 勝特力电子(上海) 86-21-34970699
 勝特力电子(深圳) 86-755-83298787
[Http://www.100y.com.tw](http://www.100y.com.tw)

APPLICATIONS DATA

Voltage rating U _N (VAC)	Class	Current rating I _N (A)	Melting I ² _t @ 1 ms I ² _p (A ² s)	Total clearing I ² _t @ U _N I ² _t (A ² s)	Watt losses		Tested interrupting rating
					0,8 I _N	I _N	
690 V	URQ	50	110	610	8.4	16	200 kA @ 690 V
		63	155	860	11.1	21	
		80	350	1880	12.6	24	
		100	625	3210	14.2	27	
		125	1400	6970	15.7	30	
		160	3150	15000	17.7	34	
		200	6580	30000	19.4	38	
		250	15570	63000	22.6	45	
	URS	125	2790	13000	14.5	25	
		160	5500	24000	17.5	30	
1000 V	URB	32	33	250	7.4	14.5	100 kA @ 1000 V
		40	60	450	8.7	17	
		50	110	840	9.7	19	
		63	200	1470	11.3	22	
		80	435	3300	12.3	24	
		100	975	6000	14	27	
		125	1910	12500	16	31	
		160	3890	26700	18	35	
		170	4710	36000	19	37	

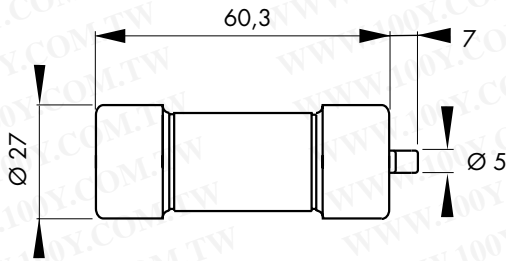
* Minimum operating voltage for trip-indicator: 20 V

URB/URQ

SEMICONDUCTOR PROTECTION FUSES

PART NUMBERS

27x60 - With blown fuse trip-indicator

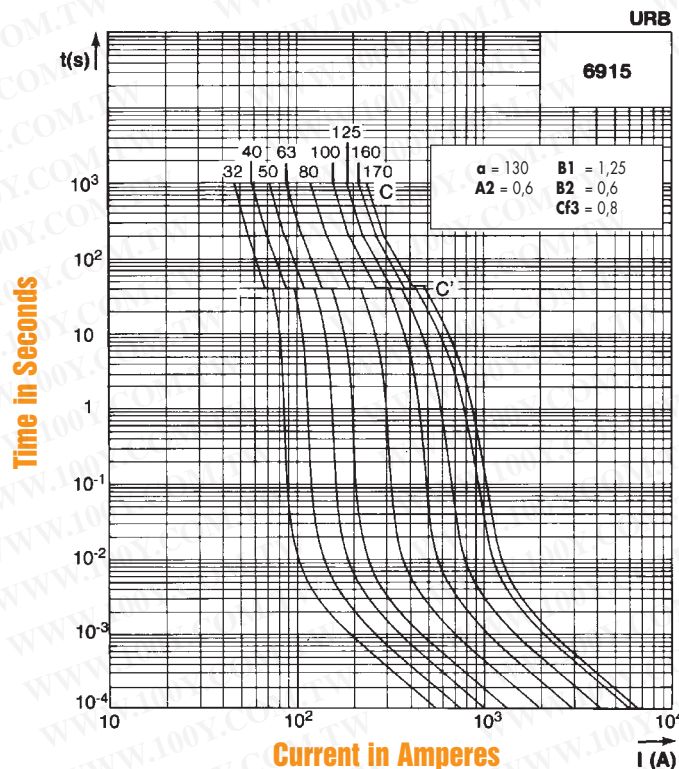
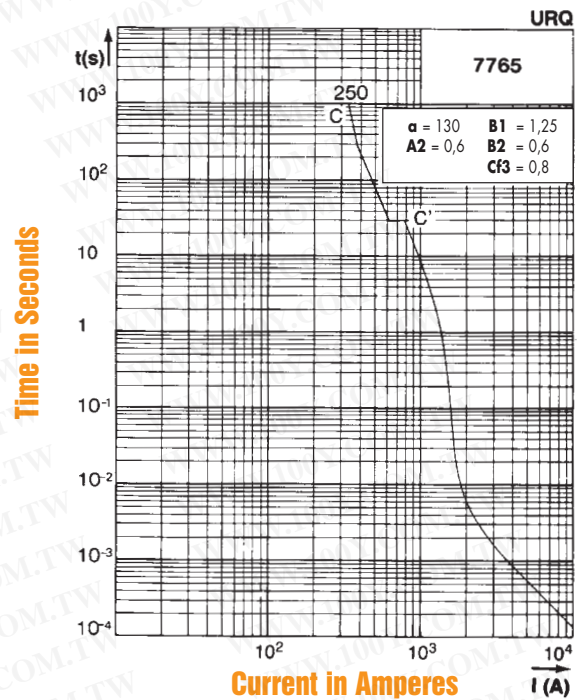
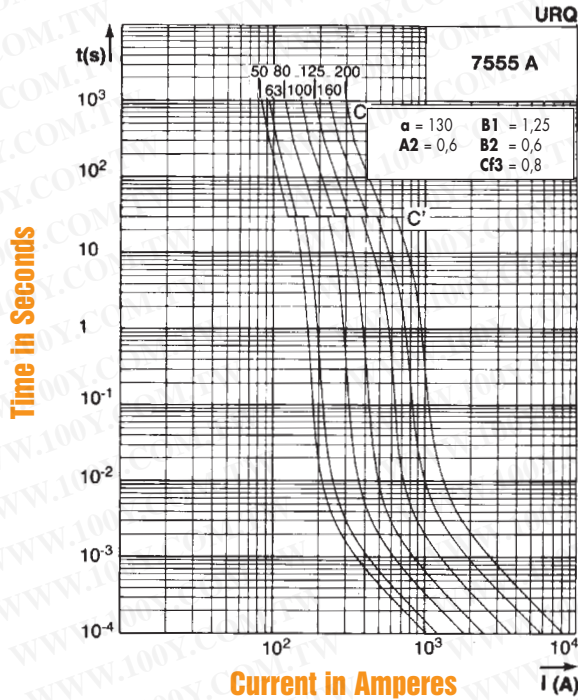


TYPE	VOLTAGE	CURRENT RATING	CATALOG NO.	REF #
URQ	690 V	50 A	6,921 CP URQ 27x60/ 50	N075958
		63 A	6,921 CP URQ 27x60/ 63	V076309
		80 A	6,921 CP URQ 27x60/ 80	W076310
		100 A	6,921 CP URQ 27x60/100	R078330
		125 A	6,921 CP URQ 27x60/125	S078331
		160 A	6,921 CP URQ 27x60/160	X076311
		200 A	6,921 CP URQ 27x60/200	T078332
		250 A	6,921 CP URQ 27x60/250	T076308
URB	1000 V	32 A	1021 CP URB 27x60/ 32	S081298
		40 A	1021 CP URB 27x60/ 40	R081297
		50 A	1021 CP URB 27x60/ 50	Q081296
		63 A	1021 CP URB 27x60/ 63	P081295
		80 A	1021 CP URB 27x60/ 80	N081294
		100 A	1021 CP URB 27x60/100	M081293
		125 A	1021 CP URB 27x60/125	L081292
		160 A	1021 CP URB 27x60/160	K081291
		170 A	1021 CP URB 27x60/170	Z080338

URB/URQ

SEMICONDUCTOR PROTECTION FUSES

MELTING TIME - CURRENT DATA



These curves indicate, for each rated current, the pre-arcing time vs. the R.M.S. pre-arcing current.

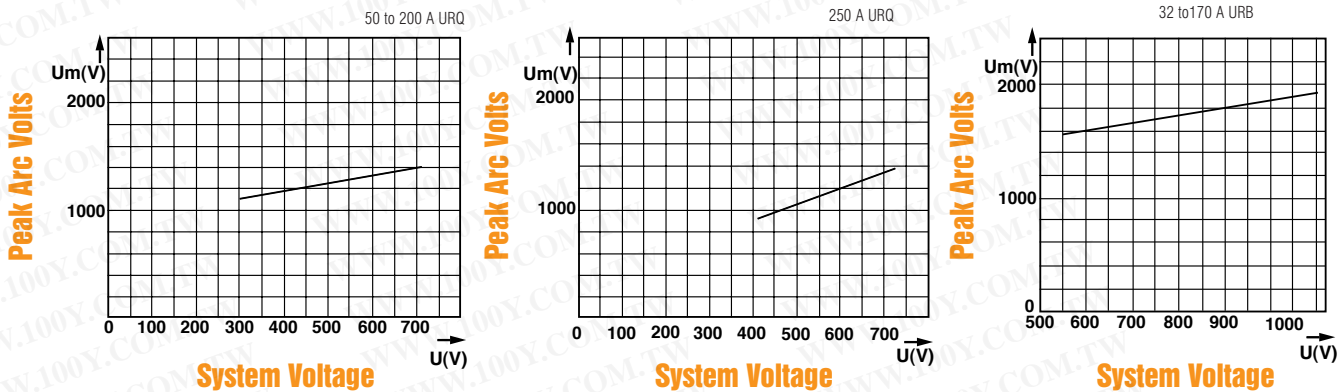
For each rated current tolerance for the mean pre-arcing current $\pm 8\%$.



URB/URQ

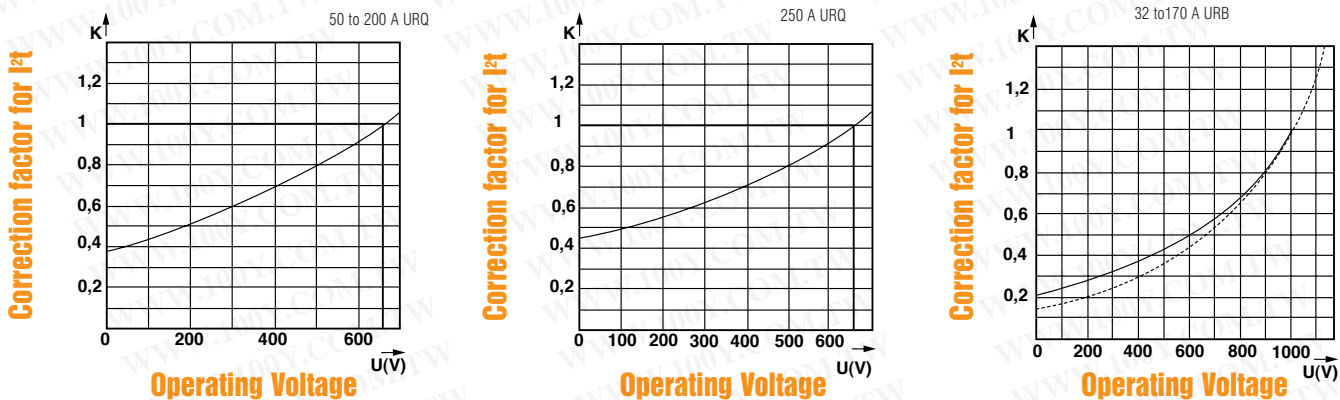
SEMICONDUCTOR PROTECTION FUSES

Peak Arc Voltage



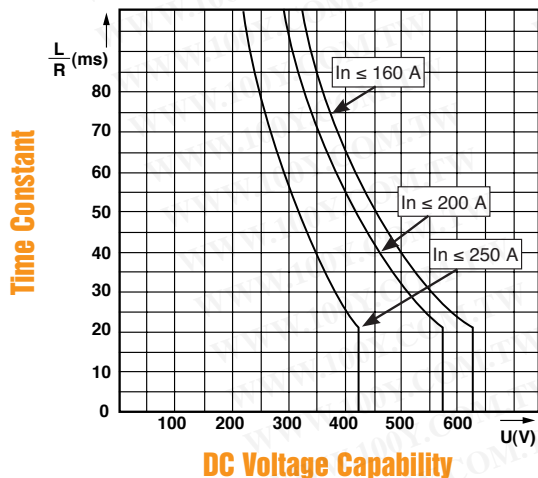
Determines the peak arc voltage across the fuse terminals as a function of the applied voltage.

Clearing I^2t vs. Operating Voltage



Correction factor to determine the clearing I^2t for a fuse operating below its rated voltage.

DC voltage capability vs. Time Constant



勝特力材料 886-3-5753170
 勝特力电子(上海) 86-21-34970699
 勝特力电子(深圳) 86-755-83298787
[Http://www.100y.com.tw](http://www.100y.com.tw)

Provides the DC voltage capabilities of the fuse as a function of circuit time constant. (L/R ratio)