

勝特力材料 886-3-5753170
 勝特力电子(上海) 86-21-54151736
 勝特力电子(深圳) 86-755-83298787
[Http://www.100y.com.tw](http://www.100y.com.tw)

Global Modular Fuseholder



CH Series

The new and improved 'CH' line of Modular Fuseholders is designed to accommodate a multitude of fuses from around the world, including North American Class-CC, Midget, Class gR, aR HSF, and IEC Industrial Cylindrical (Class gG and aM) in four physical sizes: 8x32, 10x38, 14x51 and 22x58mm.

All products are manufactured in accordance with IEC 60269 and IEC 60947-3. UL and CSA Compliance as indicated in the Selection Table below.

Key features and benefits include:

- Multiple pole configurations
- Finger Safe protection
- Optional "open-fuse" indication
- 14x51 & 22x58 configurations are available with optional micro-switches for remote "open-fuse" indication, pre-breaking, and fuse presence.
- Self-extinguishable UL 94-VO rated polyester material
- Multi-phase connections available for ganging poles

Modular Fuseholder Selection Table

Series Size	Max Voltage & Current	IEC UL CSA	Phase Configuration	No. of 17.5mm Modules	Fuse Holder		Box Qty.	Wire Range	Maximum Torque
					Without Indication	With Neon Indication*			
CH08 8X32	IEC 400Vac, 25A		• 1 Pole	1	CH081D	CH081DI	12	1-16 mm ² (18-8 AWG)	2.5 Nm (22 lb-in)
			• 1 Neutral Pole	1	CH081DNX	-	12		
			• 1 Pole + Neutral	1	CH081DNS	CH081DNSI	12		
			• 1 Pole + Neutral	2	CH081DN	CH081DNI	6		
			• 2 Pole	2	CH082D	CH082DI	6	1-16 mm ² (18-8 AWG)	2.5 Nm (22 lb-in)
			• 3 Pole	3	CH083D	CH083DI	4		
			• 3 Pole + Neutral	3	CH083DNS	CH083DNSI	4		
			• 3 Pole + Neutral	4	CH083DN	CH083DNI	3		
• 4 Pole	4	CH084D	CH084DI	3					
CHM 10X38 & Midget	UL/CSA 600Vac/dc, 30A (3 Watt) IEC 690Vac, 32A		• † 1 Pole	1	CHM1D	CHM1DI	12	1-16 mm ² (18-8 AWG)	2.5 Nm (22 lb-in)
			• 1 Neutral Pole	1	CHM1DNX	-	12		
			• 1 Pole + Neutral	1	CHM1DNS	CHM1DNSI	12	1-10 mm ² (18-8 AWG)	2.0 Nm (17.5 lb-in)
			• 1 Pole + Neutral	2	CHM1DN	CHM1DNI	6		
			• † 2 Pole	2	CHM2D	CHM2DI	6	1-16 mm ² (18-8 AWG)	2.5 Nm (22 lb-in)
			• † 3 Pole	3	CHM3D	CHM3DI	4		
			• 3 Pole + Neutral	3	CHM3DNS	CHM3DNSI	4		
			• 3 Pole + Neutral	4	CHM3DN	CHM3DNI	3		
• 4 Pole	4	CHM4D	CHM4DI	3					
CHCC Class CC	UL/CSA 600Vac/dc, 30A		†† 1 Pole	1	CHCC1D	CHCC1DI	12	1-16 mm ² (18-8 AWG)	2.5 Nm (22 lb-in)
			†† 2 Pole	2	CHCC2D	CHCC2DI	6		
			†† 3 Pole	3	CHCC3D	CHCC3DI	4		
CH14 14X51	UL 600Vac/dc, 40A (5 Watt) IEC 690Vac, 50A		• † 1 Pole	1.5	CH141D	CH141DI	6	2.5-16 mm ² (14-6 AWG)	3.0 Nm (26 lb-in)
			• 1 Pole + Microswitch	1.5	CH141DMS	-	6		
			• 1 Neutral Pole	1.5	CH141DNX	-	6		
			• 1 Pole + Neutral	3	CH141DN	CH141DNI	3		
			• † 2 Pole	3	CH142D	CH142DI	3		
			• † 3 Pole	4.5	CH143D	CH143DI	2		
			• 3 Pole + Microswitch	4.5	CH143DMS	-	2		
			• 3 Pole + Neutral	6	CH143DN	CH143DNI	1		
			• 3 Pole + Neutral + Microswitch	6	CH143DNMS	-	1		
			• 4 Pole	6	CH144D	CH144DI	1		
CH22 22X58	UL 600Vac/dc, 100A (9.5 Watt) IEC 690Vac, 125A		• † 1 Pole	2	CH221D	Not Available with Local Neon Indication (Remote Microswitch only)	6	2.5-50 mm ² (14-1 AWG)	4.0 Nm (35 lb-in)
			• 1 Pole + Microswitch	2	CH221DMS		6		
			• 1 Neutral Pole	2	CH221DNX		6		
			• 1 Pole + Neutral	4	CH221DN		3		
			• † 2 Pole	4	CH222D		3		
			• † 3 Pole	6	CH223D		2		
			• 3 Pole + Microswitch	6	CH223DMS		2		
			• † 3 Pole + Neutral	8	CH223DN		1		
			• 3 Pole + Neutral + Microswitch	8	CH223DNMS		1		
			• 4 Pole	8	CH224D		1		

† UL Recognized

†† UL Listed

*Holder width as compared to standard 17.5mm module.

i.e. 1 = 17.5mm 2 = 35mm.

Global Modular Fuseholders

勝特力材料 886-3-5753170
 勝特力电子(上海) 86-21-54151736
 勝特力电子(深圳) 86-755-83298787
[Http://www.100y.com.tw](http://www.100y.com.tw)

Recommended Buss® Fuse Types:

8x32	IEC Cylindrical - C08 Series
10x38	North American Class CC Fuses - LP-CC, FNQ-R, KTK-R Fuses - FNQ, KTK, AGU, KLM, BAF, BAN, FNM, FWA, FWC, C10 Series
14x51	Fuses - FWX, FWH, FWP & NON, C14 Series
22x58	Fuses - FWP, C22 Series

Using High Speed Fuses (Semiconductor Protection)

The 'CH' range of Modular Fuseholders may be used in conjunction with Class gR and aR High-Speed fuses, offering a touch-safe design with no exposed contacts, according to the following application tables:

CHM Series (10x38)

High Speed Fuse	Maximum Continuous Fuse Current (amps)	High Speed Fuse	Maximum Continuous Fuse Current (amps)
FWA-5A10F	5	FWC-6A10F	6
FWA-10A10F	10	FWC-8A10F	8
FWA-15A10F	14	FWC-10A10F	10
FWA-20A10F	18	FWC-12A10F	12
FWA-25A10F	20	FWC-16A10F	15
FWA-30A10F	24	FWC-20A10F	16
-	-	FWC-25A10F	19
-	-	FWC-32A10F	21

CH22 Series (22x58)

High Speed Fuse	Maximum Continuous Fuse Current (amps)
FWP-20A22F	20
FWP-25A22F	25
FWP-32A22F	32
FWP-40A22F	40
FWP-50A22F	50
FWP-63A22F	58
FWP-80A22F	66
FWP-100A22F	78

CH14 Series (14x51)

High Speed Fuse	Maximum Continuous Fuse Current (amps)	High Speed Fuse	Maximum Continuous Fuse Current (amps)	High Speed Fuse	Maximum Continuous Fuse Current (amps)	High Speed Fuse	Maximum Continuous Current (amps)
FWX-5A14F	5	FWH-5A14F	5	FWP-5A14F	5	FWP-32A14F	27
FWX-10A14F	10	FWH-10A14F	10	FWP-10A14F	10	FWP-40A14F	32
FWX-15A14F	15	FWH-15A14F	14	FWP-15A14F	14	FWP-50A14F	38
FWX-20A14F	20	FWH-20A14F	18	FWP-20A14F	18	-	-
FWX-25A14F	24	FWH-25A14F	21	FWP-25A14F	21	-	-
FWX-30A14F	27	FWH-30A14F	22	FWP-30A14F	22	-	-

Please contact Cooper Bussmann Application Engineering for more information regarding High-Speed fuse application.

Accessories for use with the new CH Series of Modular Fuseholders

Accessory	For Use with Fuse Holders	Part Number	No. of Poles	Box Quantity
Multi-Phase Connection Links	CH08, CHM, CHCC, AND CH14 Series	AL-D	-	12
Multi-Phase Handle Pins	CH08, CHM, & CHCC Series CH14 Series	CH810-HP	-	12
		CH14-HP	-	
Neutral Links	CH08 Series	C08NL	-	10
	CHM Series	C10NL, NNB	-	
	CHCC Series	NNB-R	-	
	CH14 Series	C14NL	-	
Operated-Fuse Micro-Switches	CH141 Series	CH14MS-1D	1	5
	CH143 Series	CH14MS-3D	3	2

Multi-Phase Connection Links



Multi-Phase Handle Pins



Neutral Links



Operated-Fuse Micro-Switches

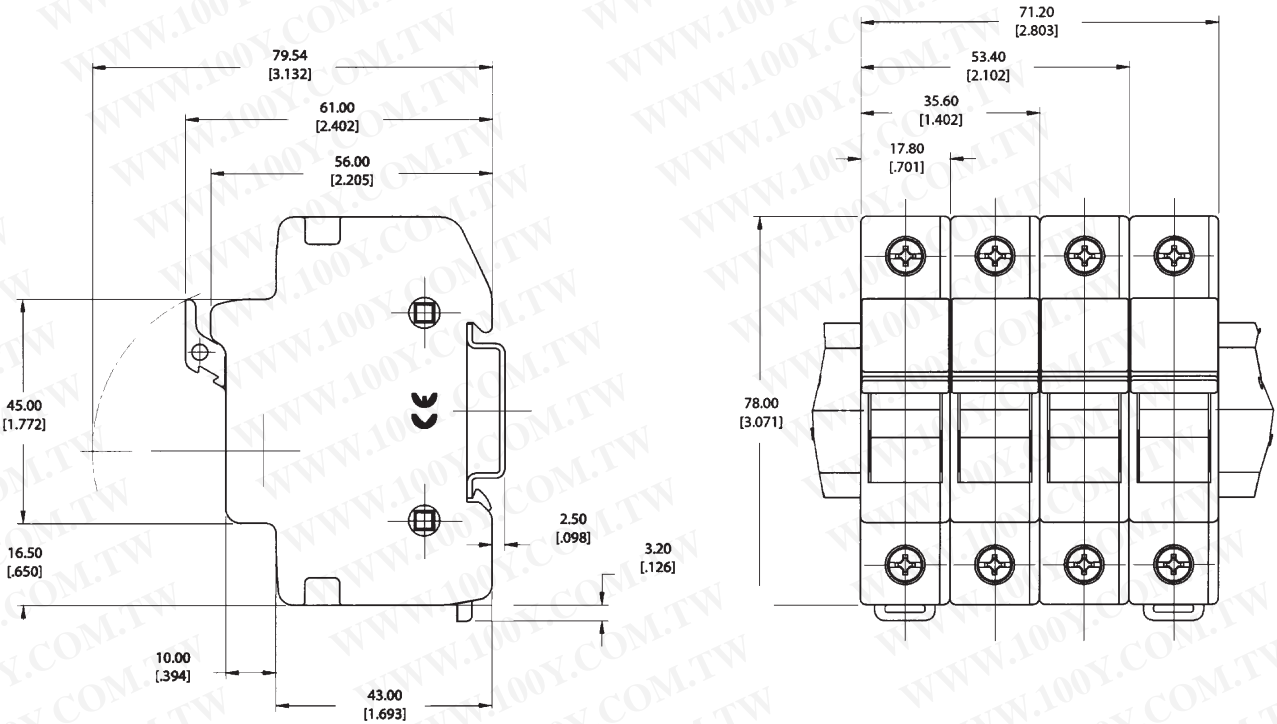


Global Modular Fuseholders

勝特力材料 886-3-5753170
 勝特力电子(上海) 86-21-54151736
 勝特力电子(深圳) 86-755-83298787
[Http://www.100y.com.tw](http://www.100y.com.tw)

Dimensional Data (all dimensions $\frac{mm}{[inch]}$)

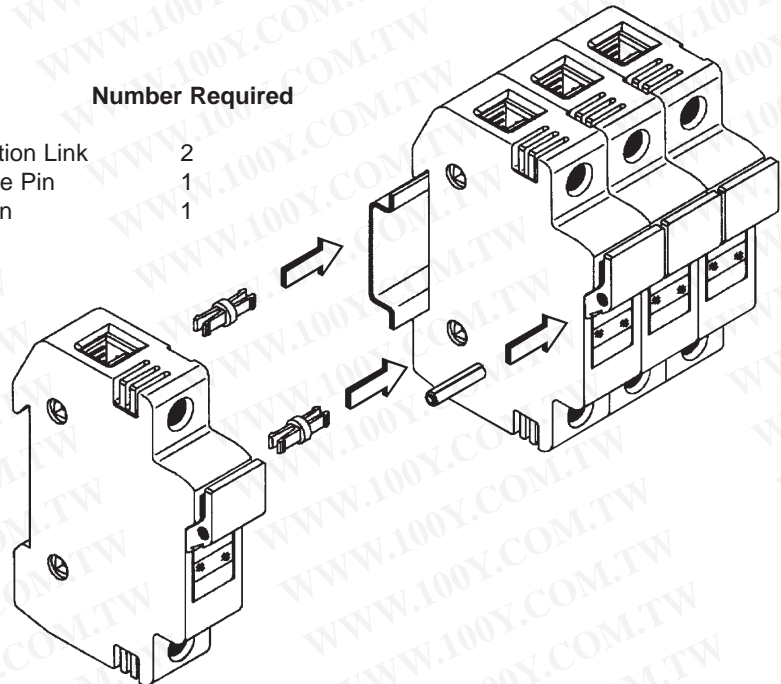
8x32mm & 10x38mm



Manual Multi-phase Construction (10x38 & 14x51mm)

Additional poles can be added by using the accessories shown on page 2 of this data sheet. The following components are required for each additional pole, up to a maximum of 4-poles.

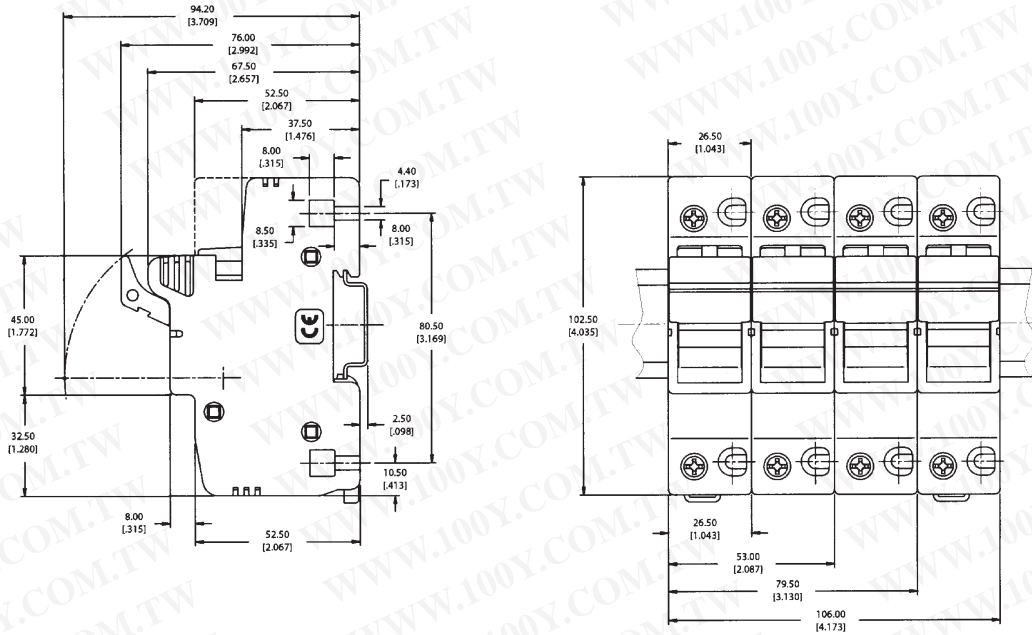
Part Number	Description	Number Required
AL-D	Multi-phase Connection Link	2
CH810-HP	8x32 & 10x38 Handle Pin	1
CH14-HP	14x51mm Handle Pin	1



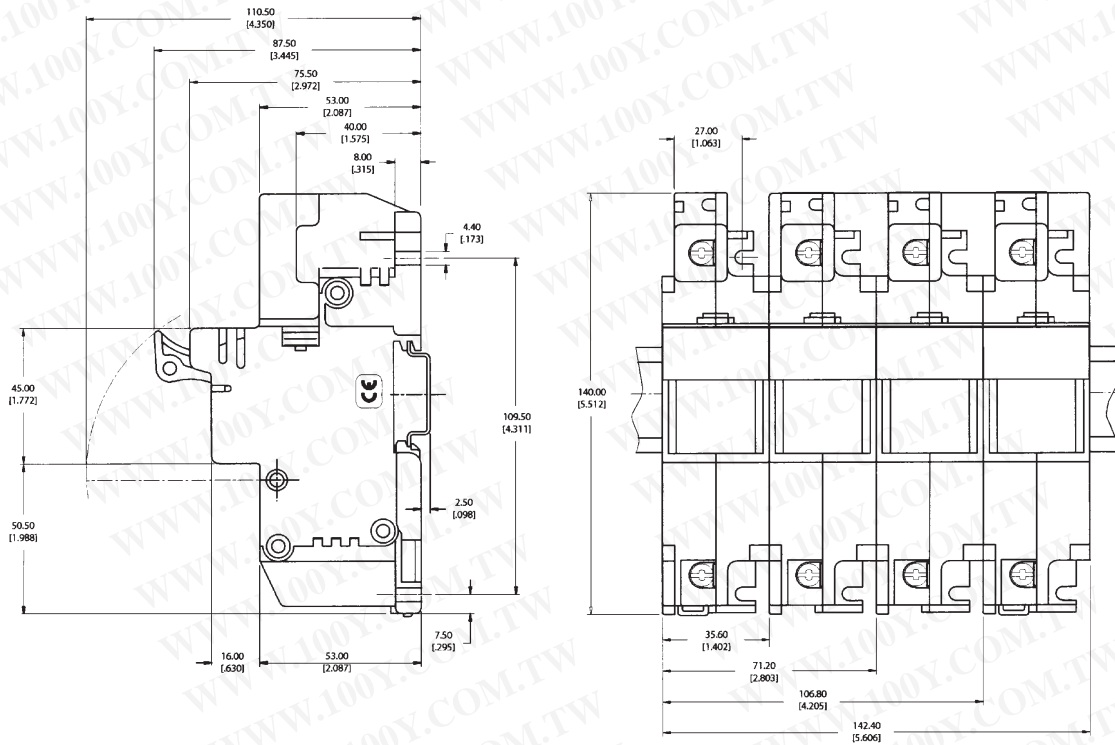
Global Modular Fuseholders

勝特力材料 886-3-5753170
 勝特力电子(上海) 86-21-54151736
 勝特力电子(深圳) 86-755-83298787
[Http://www.100y.com.tw](http://www.100y.com.tw)

14x51mm Dimensional Data (all dimensions $\frac{mm}{[inch]}$)



22x58mm Dimensional Data (all dimensions $\frac{mm}{[inch]}$)



The only controlled copy of this Data Sheet is the electronic read-only version located on the Bussmann Network Drive. All other copies of this document are by definition uncontrolled. This bulletin is intended to clearly present comprehensive product data and provide technical information that will help the end user with design applications. Bussmann reserves the right, without notice, to change design or construction of any products and to discontinue or limit distribution of any products. Bussmann also reserves the right to change or update, without notice, any technical information contained in this bulletin. Once a product has been selected, it should be tested by the user in all possible applications.