


## Fast-Acting Subminiature Fuses

### 6125FF Series

#### Description

- Fast-acting surface mount fuse
- Overcurrent protection of systems up to 125Vac/72Vdc
- High inrush withstand capability
- Solder immersion compatible

Electrical Characteristics	
% of Amp Rating	Opening Time
100%	4 Hours Minimum
200%	5 Second Maximum



#### Agency Information

- cULus Recognition File: E19180

#### Environmental Data

- Operating temperature: -55°C to 125°C
- Mechanical shock: MIL-STD-202, Method 213
- High frequency vibration: MIL-STD-202, Method 204
- Load humidity: MIL-STD-202, Method 103
- Moisture resistance: MIL-STD-202, Method 106
- Resistance to solvents: MIL-STD-202, Method 215
- Thermal shock: MIL-STD-202, Method 107

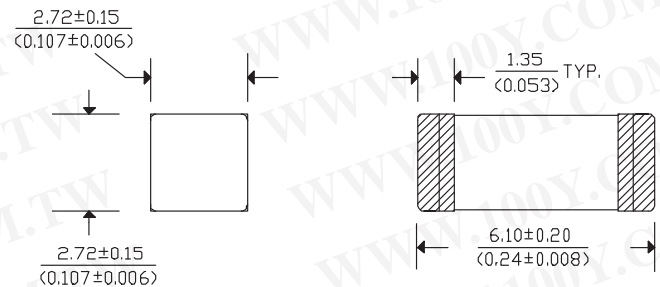
#### Ordering

- Specify packaging and product code (i.e., TR2/6125FF500-R)

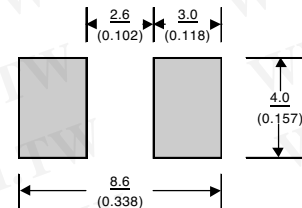
#### Soldering Method

- Wave immersion: 260°C, 10 Sec. max.
- Solder reflow: 260°C, 30 Sec. max.

#### Dimensions - mm (in)



#### Recommended Pad Layout - mm (in)



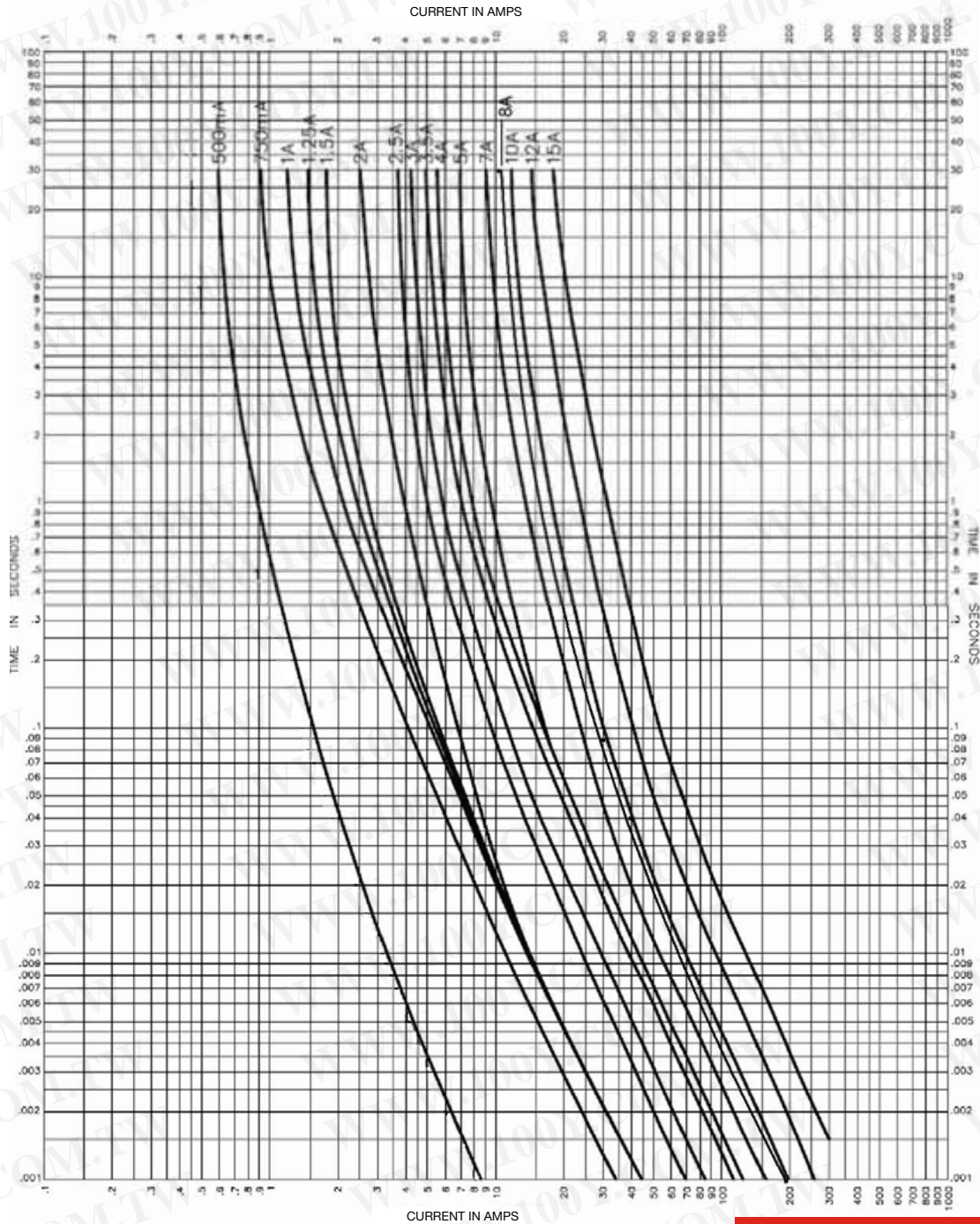
#### Specifications

Part Number	Current Rating (amps)	Voltage Rating		Interrupting Rating (amps)			DC Cold Resistance (mΩ) Typ.	Melting I <sup>2</sup> t (A <sup>2</sup> sec)	Typical Voltage Drop (mV)
		Vac	Vdc	125Vac	72Vdc	32Vdc			
6125FF500-R	500mA	125	72	50	50	300	750	0.08	605
6125FF750-R	750mA	125	72	50	50	300	350	0.152	433
6125FF1-R	1	125	72	50	50	300	260	0.22	415
6125FF1.25-R	1.25	125	72	50	50	300	171	0.355	410
6125FF1.5-R	1.5	125	72	50	50	300	112	0.456	365
6125FF2-R	2	125	72	50	50	300	49	1.67	160
6125FF2.5-R	2.5	125	72	50	50	300	45	5.20	155
6125FF3-R	3	125	72	50	50	300	35	6.24	153
6125FF3.5-R	3.5	125	72	50	50	300	27	7.28	150
6125FF4-R	4	125	72	50	50	300	26	7.4	145
6125FF5-R	5	125	72	50	50	300	17	9.5	141
6125FF6.3-R	6.3	125	72	50	50	300	14	15.1	135
6125FF7-R	7	125	72	50	50	300	11	37.25	112
6125FF8-R	8	125	72	50	50	300	8.7	70	110
6125FF10-R	10	125	72	50	50	300	7.3	67.75	110
6125FF12-R	12	125	72	50	50	300	5.3	210.59	106
6125FF15-R	15	125	72	50	50	300	4.2	296.10	104

\* AC Interrupting Rating (Measured at designated voltage, 100% power factor); DC Interrupting Rating (Measured at designated voltage, time constant of less than 50 microseconds, battery source)

\*\* Typical Melting I<sup>2</sup>t (Measured at 72Vdc, 10X rated current (not exceed 50A - IR @ 72Vdc))

# Time-Current Curve



Packaging Code	
Packaging Code Prefix	Description
TR2	5,000 fuses on tape-and-reel on a 13 inch (330mm) reel

**勝特力材料 886-3-5753170**  
**勝特力电子(上海) 86-21-34970699**  
**勝特力电子(深圳) 86-755-83298787**  
[Http://www.100y.com.tw](http://www.100y.com.tw)

The only controlled copy of this Data Sheet is the electronic read-only version located on the Cooper Bussmann Network Drive. All other copies of this document are by definition uncontrolled. This bulletin is intended to clearly present comprehensive product data and provide technical information that will help the end user with design applications. Cooper Bussmann reserves the right, without notice, to change design or construction of any products and to discontinue or limit distribution of any products. Cooper Bussmann also reserves the right to change or update, without notice, any technical information contained in this bulletin. Once a product has been selected, it should be tested by the user in all possible applications.

Life Support Policy: Cooper Bussmann does not authorize the use of any of its products for use in life support devices or systems without the express written approval of an officer of the Company. Life support systems are devices which support or sustain life, and whose failure to perform, when properly used in accordance with instructions for use provided in the labeling, can be reasonably expected to result in significant injury to the user.

© 2009 Cooper Bussmann  
 St. Louis, MO 63178  
[www.cooperbussmann.com](http://www.cooperbussmann.com)