

勝特力材料 886-3-5753170
 勝特力电子(上海) 86-21-34970699
 勝特力电子(深圳) 86-755-83298787
 Http://www.100y.com.tw

Type 2JQ / 3JQ Quick-Acting Fuse Series

HF Pb 2JQ/3JQ Series, 5x15mm Glass Tube Quick-Acting Fuse

RoHS 2 Compliant

Description

5x15mm Quick-Acting, glass tube body cartridge fuse designed, approved and complied with UL and CSA standard 248-14.



Features

- Meet UL and CSA standard 248-14
- Wide operating temperature range
- Bulk and Tape & Reel packing available
- RoHS 2 compliant
- Halogen Free
- Lead Free

Applications



Provide individual protection for components or internal circuits.

- Power supplies
- Battery charger
- Monitor
- Adapter

LEAD FREE = 
 HALOGEN FREE = 






Physical Specifications

Materials	Body : Glass
	Cap : Nickel Plated Brass Caps
	Leads : Matte Tin Plated Copper
Marking	On Fuse :
	"bel", "JQ", "Current Rating", "Voltage Rating", "Appropriate Safety Logos", "✓" (RoHS 2 compliant)
	On Label :
	"bel", "2JQ"or"3JQ", "Current Rating", "Voltage Rating", "Interrupting Rating", "Appropriate Safety Logos" and "  ", "  "(China RoHS compliant).

Electrical Characteristics (UL/CSA STD.248-14)

Testing Current	Blow Time	
	Minimum	Maximum
100%	4 hrs.	N/A
135%	N/A	1 hr.
200%	N/A	1 sec

Safety Agency Approvals

Safety Agency	Safety Agency Certificate	Voltage Rating (V)	Ampere Range / Volt @ I.R. ability*
	E20624	100mA-7A /350V AC	100mA-7A / 350V AC@100A 140V DC@150A
	LR39772		100mA-7A / 350V AC@100A
	JET1037-31003-1010 JET1037-31003-1011 JET1037-31003-1007		1A-5A / 125V AC@500A >5A-15A / 125V AC@300A
*I.R.= Interrupting Rating = Short Circuit Rating(Amps)			

Environmental Specifications

Shock Resistance	MIL-STD-202G, Method 213B, Test Condition 1 (100 G's peak for 6 milliseconds; Sawtooth waveform)
Vibration Resistance	MIL-STD-202G, Method 201A (10-55 Hz, 0.06 inch, total excursion).
Salt Spray Resistance	MIL-STD-202G, Method 101E, Test Condition B (48 hrs).
Insulation Resistance	MIL-STD-202G, Method 302, Test Condition A (After Opening) 10,000 ohms minimum.
Solderability	MIL-STD-202G, Method 208H
Resistance to solder Heat	MIL-STD-202G, Method 210F, Test Condition B (260+/-5°C, 10+/-1 sec)
Thermal Shock	MIL-STD-202G, Method 107G, Test Condition B (-65°C to +125°C).
Operating Temperature	-55°C to +125°C
Terminal Strength	IEC-68-2-21

Electrical Specifications

Catalog Number	Ampere Rating	Typical Cold Resistance (ohms)	Volt-drop @ 100%In (Volt) max.	Voltage and Interrupting Ratings	Melting I²T <10 m Sec (A² Sec)	Melting I²T @ 10 In (A² Sec)	Maximum Power Dissipation (W)	Agency Approvals		
								UL US	SE	PS
JQ 100-R	100mA	4.80	2.10	See Table of Safety Approvals on Page 1 for Voltage and associated Interrupting Ratings	0.0010	0.0010	0.029	Y	Y	
JQ 125-R	125mA	4.29	2.05		0.0019	0.0020	0.035	Y	Y	
JQ 150-R	150mA	3.35	1.90		0.004	0.004	0.041	Y	Y	
JQ 200-R	200mA	2.01	1.70		0.007	0.008	0.048	Y	Y	
JQ 250-R	250mA	1.54	1.62		0.014	0.015	0.057	Y	Y	
JQ 300-R	300mA	1.18	1.55		0.026	0.029	0.067	Y	Y	
JQ 350-R	350mA	0.98	1.50		0.036	0.040	0.072	Y	Y	
JQ 400-R	400mA	0.46	0.60		0.05	0.06	0.079	Y	Y	
JQ 500-R	500mA	0.33	0.55		0.10	0.11	0.092	Y	Y	
JQ 600-R	600mA	0.26	0.48		0.14	0.16	0.10	Y	Y	
JQ 750-R	750mA	0.188	0.45		0.26	0.30	0.12	Y	Y	
JQ 800-R	800mA	0.170	0.40		0.27	0.40	0.17	Y	Y	
JQ 1-R	1A	0.112	0.40		0.62	0.65	0.21	Y	Y	Y
JQ 1.25-R	1.25A	0.068	0.17		0.80	0.82	0.26	Y	Y	Y
JQ 1.5-R	1.5A	0.056	0.16		1.4	1.4	0.32	Y	Y	Y
JQ 1.6-R	1.6A	0.054	0.16		1.8	1.9	0.35	Y	Y	Y
JQ 2-R	2A	0.041	0.16		2.3	2.5	0.39	Y	Y	Y
JQ 2.5-R	2.5A	0.033	0.15		4.0	4.3	0.48	Y	Y	Y
JQ 3-R	3A	0.027	0.15		4.6	5.6	0.59	Y	Y	Y
JQ 3.5-R	3.5A	0.022	0.14		9	10	0.66	Y	Y	Y
JQ 4-R	4A	0.019	0.14		12	13	0.73	Y	Y	Y
JQ 5-R	5A	0.015	0.13		20	23	0.9	Y	Y	Y
JQ 6-R	6A	0.012	0.13		35	40	1.1	Y	Y	Y
JQ 7-R	7A	0.010	0.12		46	53	1.2	Y	Y	Y

Consult manufacturer for other ratings

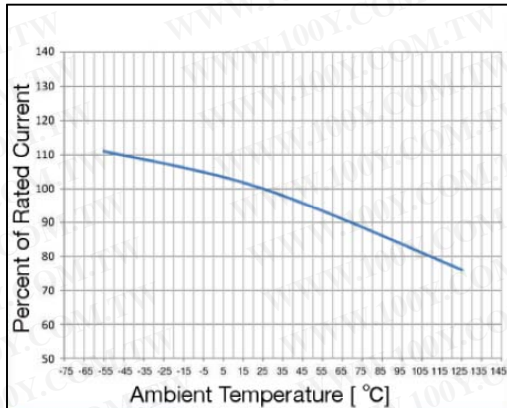


Specifications subject to change without notice

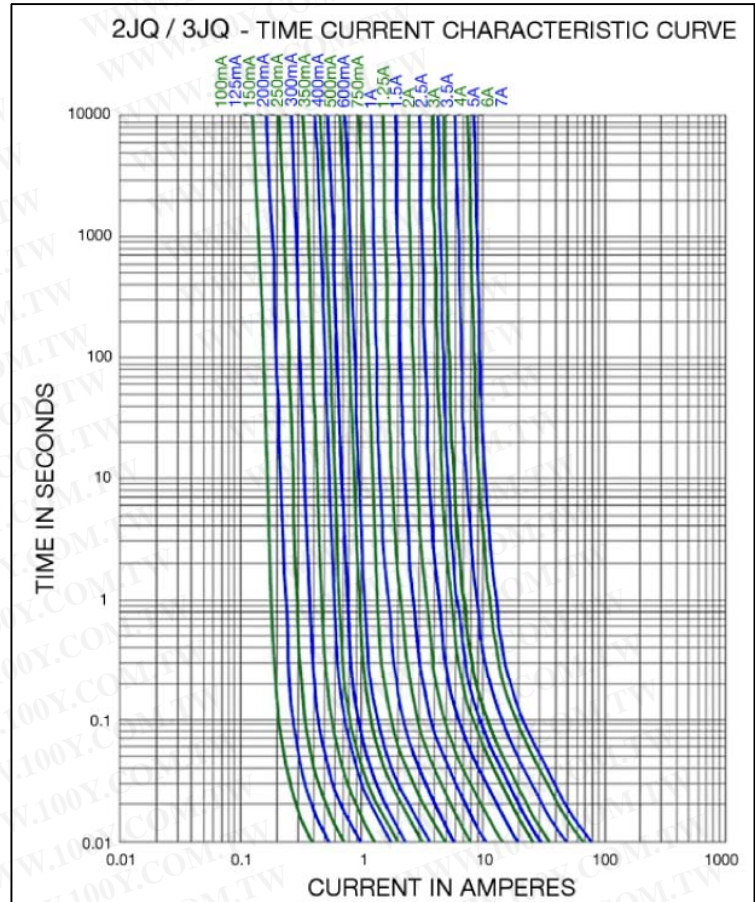
Bel Fuse Inc.
206 Van Vorst Street
Jersey City, NJ 07302 USA

+1 201.432.0463
Bel.US.CS@belf.com
belfuse.com/circuit-protection

Temperature Derating Curve

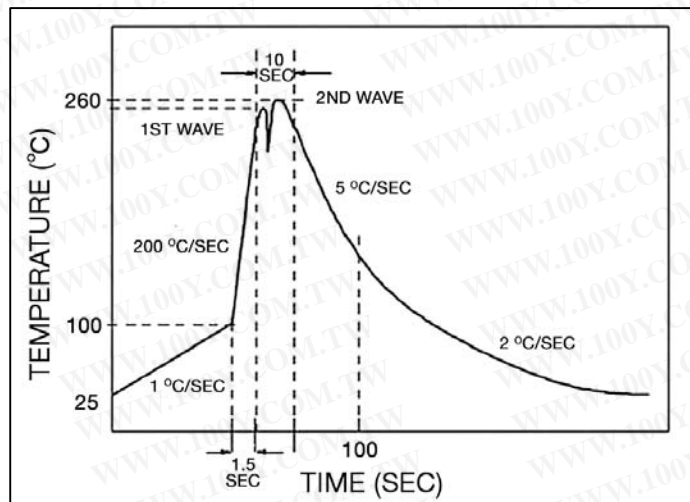


Average Time Current Curve



Soldering Parameters

Lead-free Wave Soldering Profile	
Wave Soldering Parameter	
Average ramp-up rate	200°C / second
Heating rate during preheat	typical 1 - 2°C / second Max 4°C / second
Final preheat temperature	within 125°C of soldering temperature
Peak temperature T _p	260°C
Time within +0°C / -5°C of actual peak temperature	10 seconds
Ramp-down rate	5°C / second max.



Type 2JQ / 3JQ

勝特力材料 886-3-5753170
 勝特力电子(上海) 86-21-34970699
 勝特力电子(深圳) 86-755-83298787
[Http://www.100y.com.tw](http://www.100y.com.tw)

Fuse FGNO Explanation

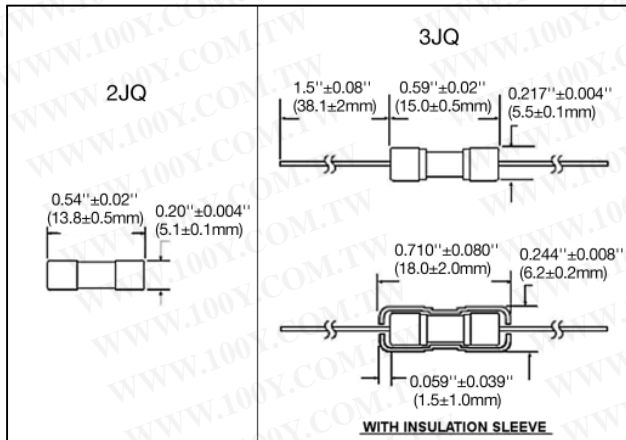
0657 R [XXXX] -XX

0657R=2JQ/3JQ; [XXXX]=Ampere Rating; XX=See Ordering Information as below

Fraction	Decimal	Milliamps	Bel FGNO[XXXX]
1/10	0.100	100	0100
1/8	.125	125	0125
15/100	.150	150	0150
2/10	.200	200	0200
1/4	.250	250	0250
3/10	.300	300	0300
35/100	.350	350	0350
4/10	.400	400	0400
1/2	.500	500	0500
6/10	.600	600	0600
3/4	.750	750	0750
8/10	.800	800	0800

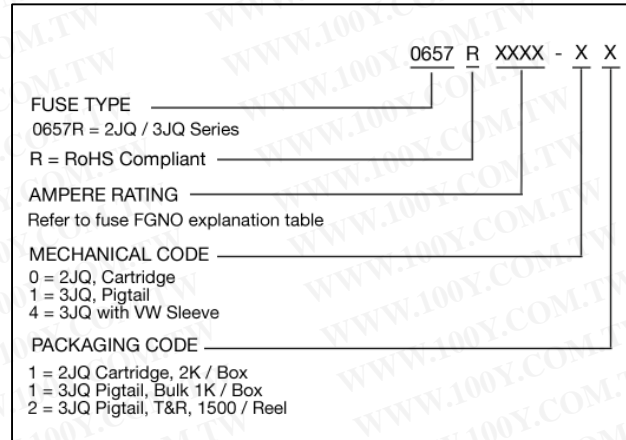
Fraction	Decimal	Amps	Bel FGNO[XXXX]
	1.0	1	1000
1-1/4	1.25	1.25	1250
1-1/2	1.50	1.5	1500
	1.60	1.6	1600
	2.0	2	2000
2-1/2	2.5	2.5	2500
	3.0	3	3000
3-1/2	3.5	3.5	3500
	4.0	4	4000
	5.0	5	5000
	6.0	6	6000
	7.0	7	7000

Mechanical Dimensions



*Diameter lead 0.032" for all ratings

Ordering Information



Packaging

Packaging Option	Packaging Specification	Quantity	Packaging Code	Inside Tape Spacing
Bulk (bag)	N/A	2000	01	N/A
Bulk (Pigtail Type)	N/A	1000	11	N/A
Bulk (Pigtail Type) with Insulation Sleeve	N/A	1000	41	N/A
Tape & Reel, 10mm Pitch	EIA-296-F	1500	12	53
Tape & Reel with Insulation Sleeve, 10mm Pitch	EIA-296-F	1500	42	53



Specifications subject to change without notice

Bel Fuse Inc.
 206 Van Vorst Street
 Jersey City, NJ 07302 USA

+1 201.432.0463
 Bel.US.CS@belf.com
belfuse.com/circuit-protection