

## 400Vdc/500-600Vac Time-Delay 5x20mm Fuses S505H Series



### Description

400Vdc/500-600Vac Time-delay 5x20mm ceramic tube fuses with electroplated end caps. The S505H Series provides higher voltage ratings and breaking capacities than standard IEC 60127-2 fuses.

### Features

- Time-delay, high breaking capacity
- 5 x 20mm physical size
- Ceramic tube with plated end cap construction
- Designed to IEC 60127-2, Standard, Sheet 5
- RoHS Compliant, lead free and halogen free
- Optional axial leads available

### Specifications

| Catalog Number | Voltage Rating Vac | Max. Voltage Rating <sup>1</sup> |     | Interrupting Rating (A) <sup>2</sup> Under |           |         | Typical DC Cold Resistance Ω <sup>3</sup> | Typical Voltage Drop (mV) <sup>4</sup> | Typical Value I <sup>2</sup> t (A <sup>2</sup> s) <sup>5</sup> | Agency Approvals |                  |                  |         |                    |   |
|----------------|--------------------|----------------------------------|-----|--|-----------|---------|---|--|--|------------------|------------------|------------------|---------|--------------------|---|
|                |                    | AC                               | DC  | 250 Vac                                    | Max Volts | 400 Vdc |   |  |  | 250Vac           |                  |                  |         |                    |   |
|                |                    |                                  |     |  |           |         |   |  |  | TUV <sup>6</sup> | CQC <sup>6</sup> | CCC <sup>6</sup> | PSE/JET | cURus <sup>7</sup> |   |
| S505H-500-R    | 250                | 600                              | 400 | 1500                                       | 100       | 1500    | 0.507                                     | 295                                    | 0.188  |                  |                  |                  |         |                    | x |
| S505H-800-R    | 250                | 600                              | 400 | 1500                                       | 100       | 1500    | 0.237                                     | 189                                    | 0.632  |                  |                  |                  |         |                    | x |
| S505H-1-R      | 250                | 600                              | 400 | 1500                                       | 100       | 1500    | 0.14                                      | 153                                    | 1.28   |                  |                  |                  | X       |                    | x |
| S505H-1.25-R   | 250                | 600                              | 400 | 1500                                       | 100       | 1500    | 0.108                                     | 150                                    | 2.22   |                  |                  |                  | X       |                    | x |
| S505H-1.6-R    | 250                | 600                              | 400 | 1500                                       | 100       | 1500    | 0.07                                      | 125                                    | 6.78   |                  |                  |                  | X       |                    | x |
| S505H-2-R      | 250                | 600                              | 400 | 1500                                       | 100       | 1500    | 0.055                                     | 128                                    | 11.44  | X                | X                | X                | X       |                    | x |
| S505H-2.5-R    | 250                | 600                              | 400 | 1500                                       | 100       | 1500    | 0.04                                      | 126                                    | 24.23  | X                | X                | X                | X       |                    | x |
| S505H-3.15-R   | 250                | 600                              | 400 | 1500                                       | 100       | 1500    | 0.031                                     | 121                                    | 43.55  | X                | X                | X                | X       |                    | x |
| S505H-4-R      | 250                | 600                              | 400 | 1500                                       | 100       | 1500    | 0.019                                     | 90                                     | 38.45  | X                | X                | X                | X       |                    | x |
| S505H-5-R      | 250                | 600                              | 400 | 1500                                       | 100       | 1500    | 0.015                                     | 89                                     | 71.3   | X                | X                | X                | X       |                    | x |
| S505H-6.3-R    | 250                | 500                              | 400 | 1500                                       | 100       | 1500    | 0.011                                     | 80                                     | 111.4  | X                | X                | X                | X       |                    | x |
| S505H-8-R      | 250                | 500                              | 400 | 1500                                       | 100       | 1500    | 0.007                                     | 76                                     | 228.2  | X                | X                | X                | X       |                    | x |
| S505H-10-R     | 250                | 500                              | 400 | 1500                                       | 100       | 1500    | 0.006                                     | 72                                     | 349.5  | X                | X                | X                | X       |                    | x |

1. Max. Voltage rating: Base on the breaking capacity test according to UL.  
 2. - Breaking Capacity of 250VAC/1500A is tested by all agency approvals, test condition is 250Vac, PF: 0.7-0.8.  
 - Breaking Capacity of Max. voltage is tested by UL, PF:1.  
 - Breaking Capacity Test of DC is tested by UL under Capacitor Bank 4800mF (for 400V, 1500A), 2400mF (for 400V, 500A).

### Applications

- Power supplies - adapters
- Desktops/notebooks
- TVs / Displays
- Set top boxes
- Lighting ballasts
- Battery chargers
- Printers B-SS 5MM fuse 2007-02
- Game systems
- Air conditioners

### Agency Information

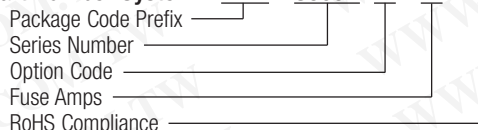
#### S505H-XXX-R (Ferrule)

- cURus approval: Guide JFHR2, File E56412 and Guide JFHR8, File E56412
- CCC: 2A-4A, Cert. No.: 2010010207395946; 5A-6.3A Cert. No.: 2010010207390567
- CQC Approval: 8A-10A, Cert. No.: CQC10012043350
- TUV Approval: 2A-10A, Cert. No.: R50172128
- PSE Approval: 1A-5A, Cert. No.: JET1641-31003-1009; 6.3A-10A, Cert. No.: JET1641-31003-1011,

#### S505H-V-XXX-R (Axial Leads)

- PSE Approval: 1A-5A, Cert. No.: JET1641-31003-1010; 6.3A-10A, Cert. No.: JET1641-31003-1012
- cURus approval: Guide JFHR2, File E56412 and Guide JFHR8, File E56412

### Part Number System: TR2- S505H -V -2 -R



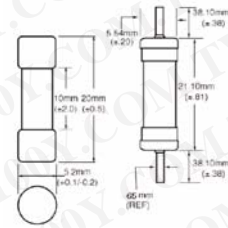
### Ordering

Specify product by package code prefix and option code.

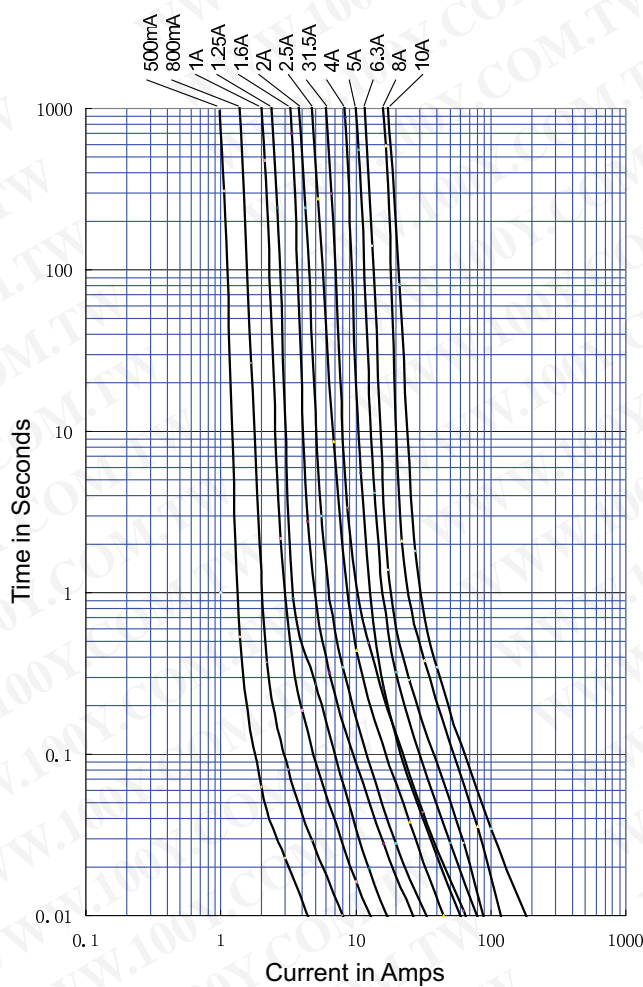
勝特力材料 886-3-5753170  
 勝特力电子(上海) 86-21-34970699  
 勝特力电子(深圳) 86-755-83298787  
[Http://www.100y.com.tw](http://www.100y.com.tw)

| Electrical Characteristics |                   |          |                   |       |                    |       |                 |        |                  |        |
|----------------------------|-------------------|----------|-------------------|-------|--------------------|-------|-----------------|--------|------------------|--------|
| Amps                       | 1.5I <sub>n</sub> |          | 2.1I <sub>n</sub> |       | 2.75I <sub>n</sub> |       | 4I <sub>n</sub> |        | 10I <sub>n</sub> |        |
|                            | Min min.          | Max min. | Min ms            | Max s | Min ms             | Max s | Min ms          | Max ms | Min ms           | Max ms |
| <1A                        | >60               | <30      | >250              | <80   | >50                | <5    | >5              | <150   |                  |        |
| 1A-3.15A                   | >60               | <30      | >750              | <80   | >95                | <5    | >10             | <150   |                  |        |
| 4A-6.3A                    | >60               | <30      | >750              | <80   | >150               | <5    | >10             | <150   |                  |        |
| 8A-10A                     | >30               | <30      | >750              | <80   | >150               | <5    | >10             | <150   |                  |        |

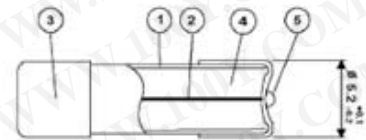
**Dimensions - mm**



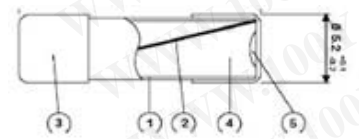
**Time-Current Curves**



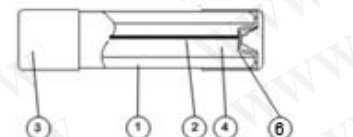
**Construction**



**500-800mA**

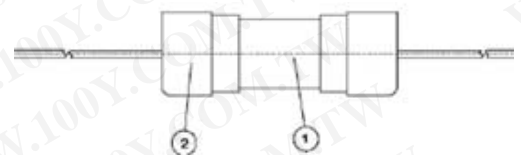


**1-1.6 Amps**



**2 Amps & Above**

1. Ceramic Tube
2. Wire Fuse Element
3. Plated Fuse Cap
4. Filler
5. Solder
6. Eyelet

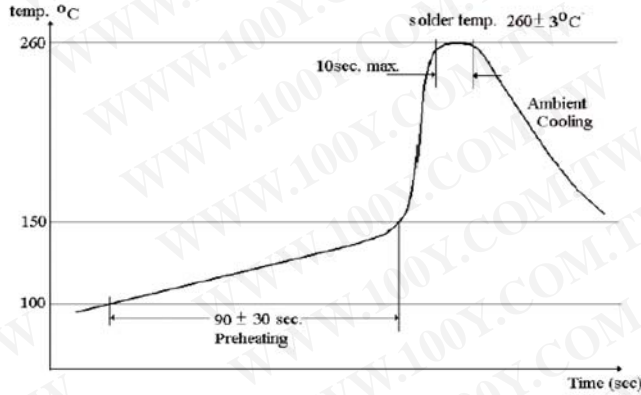


**Axial Leaded Versions**

1. S505H-XXX-R
2. Axial Leaded Cap

### Wave Soldering Parameters

Note: These devices are NOT recommended for IR or convection reflow processes.



- Reservoir Temperature: 260°C ± 3°C
- Soldering Time: 10 seconds max.

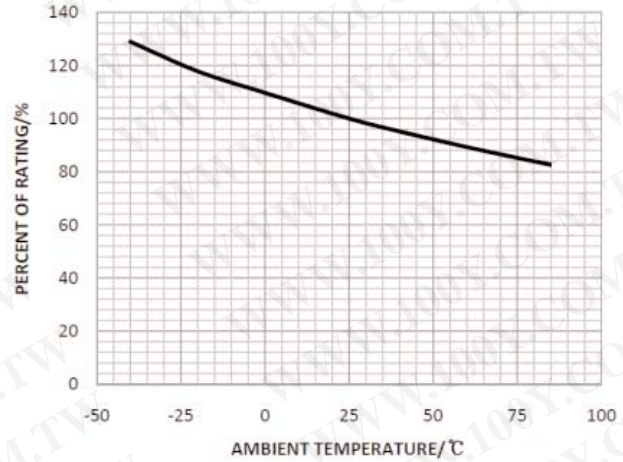
### Recommended Hand Solder Parameters

- Soldering Iron Tip Temperature: 350°C ± 5°C
- Heating Time: 5 seconds max.

### Operating Temperature Range

- -40°C to +85°C (see temperature derating curve below for percentage of fuse rating per ambient temperature)

### Temperature Derating Curve



### Packaging Code

| Packaging Code Prefix | Description  |
|-----------------------|--|
| BK-                   | 100 fuses packed into a cardboard carton with flaps folded |
| BK1-                  | 1000 fuses packed into a poly bag                          |
| TR2-                  | 1500 axial leaded fuses on tape and reel                   |

### Option Code

| Option Code | Description  |
|-------------|--|
| -V          | Axial leads – copper tinned wire with nickel plated brass end caps |
| -R          | RoHS compliant version   |

The only controlled copy of this Data Sheet is the electronic read-only version located on the Cooper Bussmann Network Drive. All other copies of this document are by definition uncontrolled. This bulletin is intended to clearly present comprehensive product data and provide technical information that will help the end user with design applications. Cooper Bussmann reserves the right, without notice, to change design or construction of any products and to discontinue or limit distribution of any products. Cooper Bussmann also reserves the right to change or update, without notice, any technical information contained in this bulletin. Once a product has been selected, it should be tested by the user in all possible applications.

Life Support Policy: Cooper Bussmann does not authorize the use of any of its products for use in life support devices or systems without the express written approval of an officer of the Company. Life support systems are devices which support or sustain life, and whose failure to perform, when properly used in accordance with instructions for use provided in the labeling, can be reasonably expected to result in significant injury to the user.