



BRUSHLESS AXIAL COOLING FANS

Customer :		Ref: (RoHS)	
Adda Model No	: AP4512HX-G90	P.S:	(XPBT1)
Samples attached	: Piece(s),		
Safety Approval	: UL,CUL,CE	UL:UL507	CE:EN 61000-6-1:2007 EN 61000-6-3:2007+A1
<u>Specifications</u>			
<u>ITEM</u>	<u>SPECIFICATION / CONDITION</u>		
DIMENSIONS	: 45x45x10 mm		
BEARING TYPE	: HYPRO		
RATED VOLTAGE	: 12.0 VDC		
OPERATING VOLTAGE RANGE	: 10.8 VDC – 13.2 VDC		
START-UP VOLTAGE	: 9.0 VDC , NORMAL		
REAL CURRENT	: 0.05 Amp		
REAL POWER	: 0.60 Watt		
RATED CURRENT	: 0.08 Amp + 10 %MAX		
RATED POWER	: 0.96 Watt		
RATED SPEED	: 6200 RPM ± 15 % (IN FREE AIR AT RATED VOLTAGE)		
AIR FLOW	: 5.300 CFM (min.: 4.505 CFM)		
AIR FLOW	: 0.149 CMM (min.: 0.126 CMM) (IN FREE AIR AT RATED VOLTAGE)		
STATIC AIR PRESSURE	: 0.080 Inch H ₂ O (min.: 0.057 Inch H ₂ O)		
STATIC AIR PRESSURE	: 2.032 mm H ₂ O (min.: 1.468 mm H ₂ O) (IN FREE AIR AT RATED VOLTAGE)		
NOISE LEVEL	: 30.5 dB (A) (max.: 34.5 dB(A))		
MOTOR PROTECTION	: BY IC		
POLARITY PROTECTION	: NO		
CONNECTION LEAD TYPE	: WIRE, AWG# 28		
LIFE EXPECTANCY	: 50000 Hours at 25°C / 65% RH		
NET WEIGHT	: 18 Gram.		
PACKING	: 720 pcs. Per Export Carton.		
<p>Unless otherwise stated, the relative humidity is 65%, and the temperature is 25°C for the standard testing. Should you have any doubt, please refer to the environmental conditions specified in the acknowledgement document.</p>			

SPECIFICATION

1 · 0 SCOPE

- 1.1 If the information or other related document is inconsistent with this acknowledgement document, please refer to the acknowledge document.
- 1.2 This documentation defines the mechanical & electrical characteristics of DC brushless fans.
- 1.3 The specification of this product is described in details in the acknowledgement document. No guarantee is given to our product under the use of over specifications.
- 1.4 For any change or amendment to the specifications, such change will be noticed in writing beforehand.
- 1.5 If the product is used on the MIS system, please specify the specification in the purchase order.

2 · 0 MATERIAL

- 2 · 1 Frame : UL94V-0 Glass Filled polyester (P.B.T)
- 2 · 2 Fan Blade : UL94V-0 Glass Filled polyester (P.B.T)
- 2 · 3 Bearing Sys. : () Sleeve, oil impregnated.
() Two Ball Bearing
() One Ball one Sleeve
(V) Hypro Bearing
() FDB Bearing
- 2 · 4 RoHS : (V) YES
HF : () YES

3 · 0 DIMENSIONS & CONSTRUCTION

All dimensions, Direction of rotation and air flow were specified as per drawing attached.

4 · 0 CHARACTERISTICS & DEFINITION

- 4 · 1 All rated characteristics were specified as per data sheet enclosed.
- 4 · 2 Rated Current : Rated Current shall be measured after 3 minutes of continuous rotation at rated voltage.
- 4 · 3 Rated Speed : Rated Speed shall be measured after 3 minutes of continuous rotation at rated voltage.
- 4 · 4 Start Voltage : The voltage which is able to start the fan to operate by suddenly switching ' ON ' .
- 4 · 5 Input Power : Input Power shall be measured after 3 minutes of continuous rotation at rated voltage.
- 4 · 6 Locked Rotor Current : Locked current shall be measured within one minute of rotor locked, after 3 minutes of continuous rotation at rated voltage in clean air.
- 4 · 7 Air Flow & Static Pressure : The air flow data and static pressures should be determined in accordance with AMCA-210 standard in a doublechamber testing with intake – side measurement.
- 4 · 8 Noise Level : The measurement of noise level is carried out with reference to CNS8753 in an anechoic chamber with the microphone positioned 1 meter from the air intake. Testing fan shall be hung in clean air .

NOISE LEVEL MEASUREMENT

Mic.



Fan



Direction
of air flow

>>>>>>>>

<----- 1 mtr. ----->

SPECIFICATION

5.0 MECHANICAL INSPECTION

5.1 Rotation Direction

Counterclockwise when look into impeller side.

5.2 Protection

All fans have integrated protection against locked rotor condition so that there will be no damage to winding or any electronic component.

Restarting is automatic as soon as any constraint to rotation has been released.

As fan placed at dead angle position, and the switch was changed from off to on. Restarting was automatic normal as soon as and proved that this fan is good fan.

5.3 Locked Rotor Protection

No damage shall be found after 72 hours continuously at condition of rotation locked.

Restarting is automatic as soon as constraint to running has been released.

5.4 Avoid the damage, check the correct voltage and proper polarity before connecting with power.

5.5 Free Drop Shock

In minimum package condition, the fan should withstand drops on any three faces from a height of 30cm onto a wood board of 10mm thick.

5.6 Please do not stick a grease and/or an oil to the fan housing or blade which may have a harmful influence by a chemical reaction at high humidity.

5.7 If the fan is reinstalled, please pay special attention to the noise due to the vibration (or resonance).

5.8 During the testing of the fan, please make sure the finger guard is used for safety.

6.0 ELECTRICAL INSPECTION

6.1 Insulation Resistance

Not less than 10M ohm between housing and positive end of lead wire (red) at 500V DC.

6.2 Dielectric Strength

No damage should be found at 500 VAC for 60 seconds, measured with 1mA trip current between housing and positive end of lead wire.

6.3 Life Expectancy

The continuous duty life at given temperature after which, 90% of testing units shall still be running.

6.4 While the fan is running, do not intentionally lock the fan for a long time since the overheating of the motor produced by the long-time locking will damage the fan.

7.0 ENVIRONMENTAL

7.1 Improper use such as disassembling the fan, being covered with dust, or dipping the fan in water that results in defects is not covered in the warranty. Do not use the fan in the environment with corrosive air or liquid.

7.2 Operating Temperature / Humidity

-10°C to +70°C at humidity 65%+/-20% RH.

7.3 Storage Temperature

All function shall be normal after 500 hours storage at -40°C to +70 °C with a 24 hour recovery period at room temperature.

7.4 Humidity

After 96 hours, 95% RH, 40+/-2°C per MIL-STD-202F, method 103B humidity test, the measured data on insulation resistance and dielectric strength shall meet the specification.

7.5 Do not place or store the fan in the environment with high/low temperature/humidity. Do not store the fan for over 6 months; even if the fan is stored in room temperature for over 6 months, the fan may have the electric current leakage.

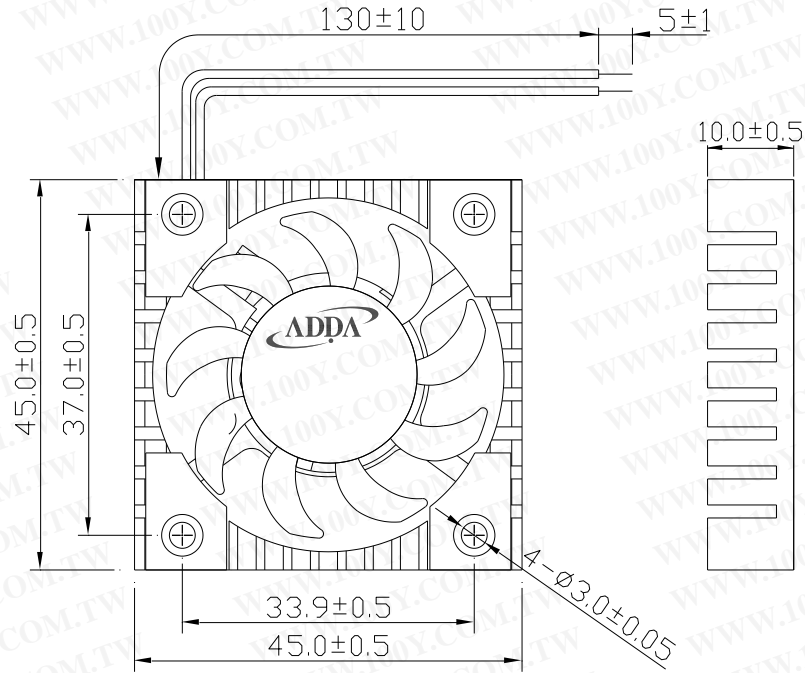
SPECIFICATION

8.0 REMARKS

- 8.1 Material and construction are subject to change without advance notice. The changes should be within specification.
- 8.2 All fans shall meet the quality inspection under sampling plan MIL-STD-105E as follow:

Critical	0.25%
Major	1.00%
Minor	2.50%

9.0 OUTLINE STYLING & DIMENSIONS



LEAD WIRES : UL 1571, AWG28, L = 130 ± 10 mm
Red = positive ; Black = negative.

10.0 Notes:

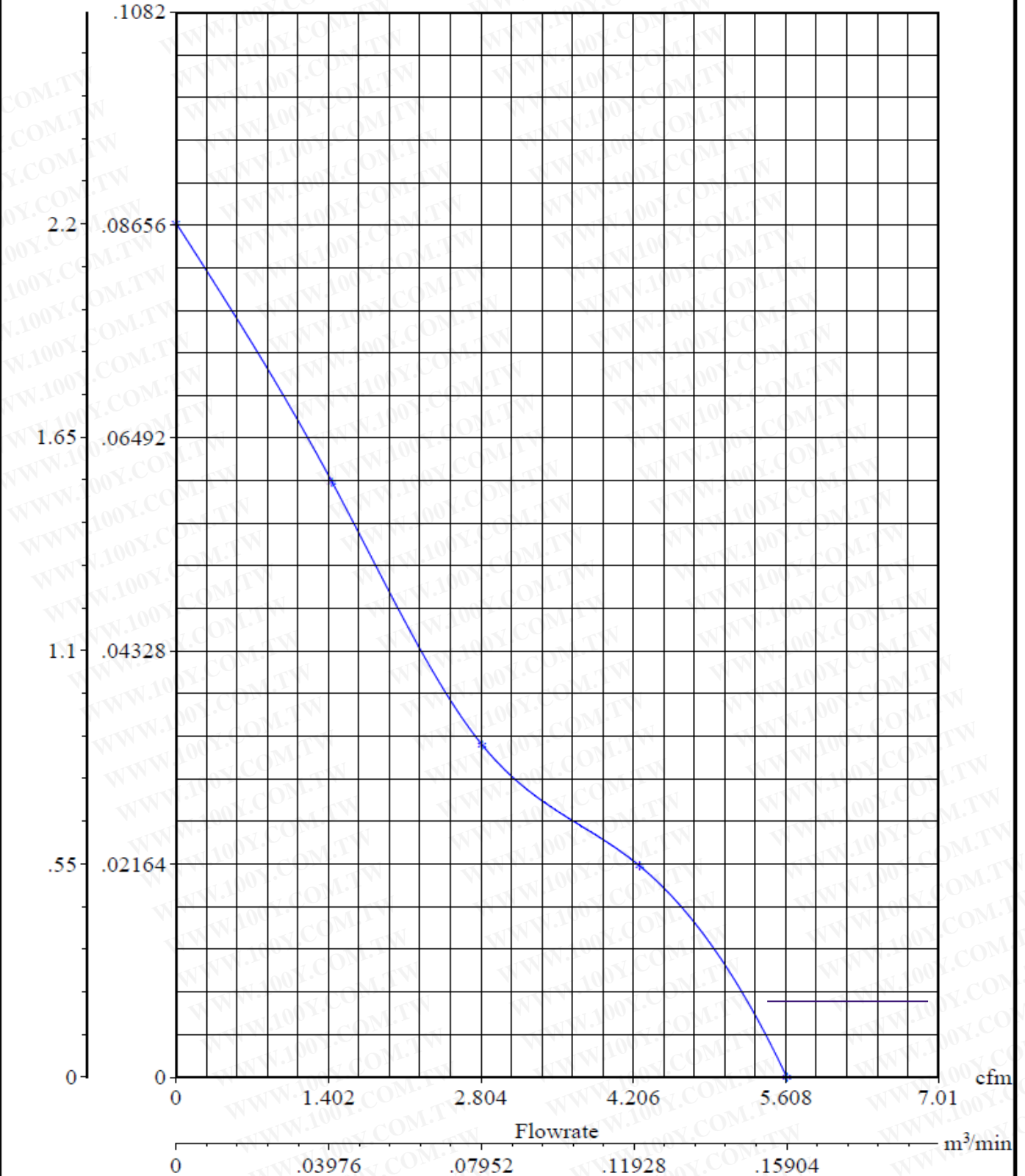
- 10.1 Please do not touch and push Fan Blade with fingers or others, fan blade and hypro bearings may be damaged and it causes noise defect.
- 10.2 Do not carry the fan by its lead wires.
- 10.3 If the fan does not have the polarity protection function, the connection of the colored wires should be red + red, and black + black, or else the fan will be damaged in no time.
- 10.4 For the models without reverse connection of polarity protection, please do not connect the lead wire in reverse
- 10.5 Please don't install this fan in series with 2x voltage inputs. For example, if a single fan rated at 12V, then don't install two of them in series with 24V input.
- 10.6. Every specific fan is designed for its certain application (project). Therefore, if you want to use this fan in other application (project), please inform ADDA first so that we can confirm whether there is any issue which might be incurred from the reason of this different application (project) or not.
- 10.7 The "Life Expectancy" of this fan has not been evaluated for use in combination with any end application. Therefore, the Life Expectancy in the Test Reports (L10 and MTTF Report) that relate to this fan is for reference only and shall not construe any kind of warranty of ADDA to the life of any specific fan, either expressed or implied.
- 10.8 The period of product warranty, unless otherwise agreed by ADDA in written, shall be 12 months starting from the date of production.
- 10.9 In Lead Wire, there is a possibility to come off from frame.



Adda Fan Performance Test Report

Static Pressure
mmH₂O inH₂O

Fan Model : AP4512HX-G90(XPBT1)



Approver :

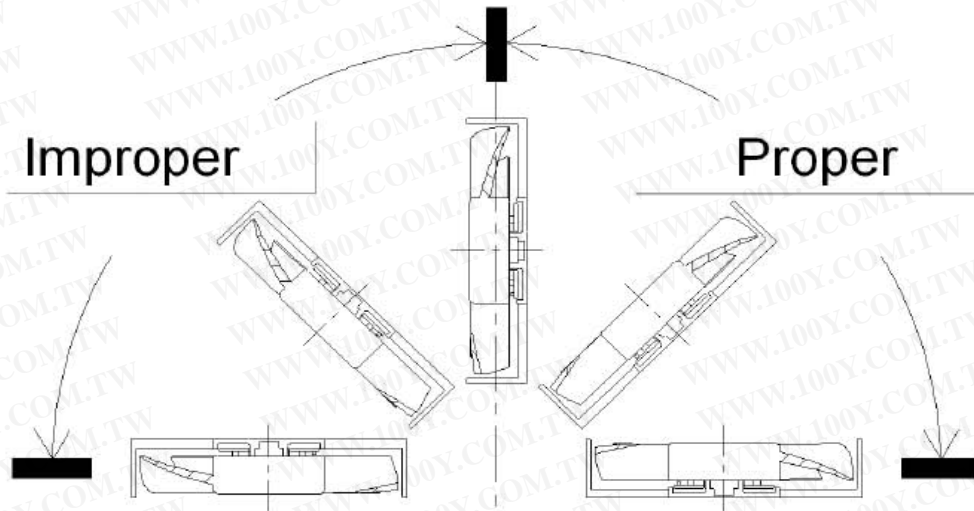
Examiner :

Tester :

* Sleeve 與 Hypro軸承裝置說明:

*Sleeve 與 Hypro軸承有裝置上的受限,不正常區域的運用(Improper)可能有共震與噪音的現象產生.

- Please be cautions sleeve and hypro bearing fans mounting. Improper mounting of the fan may cause excess resonance 、vibration and subsequent noise.



ADDA SLEEVE AND HYPRO BEARING ONLY

勝特力材料 886-3-5753170
勝特力电子(上海) 86-21-34970699
勝特力电子(深圳) 86-755-83298787
[Http://www.100y.com.tw](http://www.100y.com.tw)