

Y2M系列圆形连接器

Y2M系列圆形连接器，广泛应用于各种电子电气设备之间的电路连接。该连接器采用卡口连接，具有快速插，使用方便等特点，插座密封，安装方式有法兰式和电缆式两种。

Y2M series circular connectors are used extensively in cable connections between electrical equipment, various instruments and meters. These connectors with bayonet coupling mechanism have the features of small volume, light weight, convenient application, high durability of plugging and unplugging, etc. Receptacles are sealed. Mounting styles are cable-style and flange-style.

使用环境条件:

Environmental Requirement

环境温度: -40°C ~ $+125^{\circ}\text{C}$

相对湿度: 温度 $+40^{\circ}\text{C}$, 为92%~98%

大气压力: 101.33KPa~6.67KPa

正弦振动: 10~2500Hz, 加速度 196m/s^2

冲击: 加速度 980m/s^2

碰撞: 加速度 392m/s^2

恒加速度: 加速度 245m/s^2

Environmental Temperature: -40°C ~ $+125^{\circ}\text{C}$

Relative Humidity: 92%~98%, at $+40^{\circ}\text{C}$

Atmospheric Pressure: 101.33KPa~6.67KPa

Vibration: 10~2500Hz, 196m/s^2

Shock: 392m/s^2

Constant Acceleration Vibration: 245m/s^2

主要技术特性 (正常条件下)

Technical Features (Under Normal Condition)

额定电流: Rated Current

| 接触对直径 Contact diameter | $\phi 1$ | $\phi 1.5$ | $\phi 2.5$ |
|---------------------------|----------|------------|------------|
| 额定电流 Rated Current | 5A | 10A | 25A |

接触电阻: Contact Resistance

| 接触对直径 Contact diameter | $\phi 1$ | $\phi 1.5$ | $\phi 2.5$ |
|----------------------------|------------------------|------------------------|------------------------|
| 接触电阻 Contact Resistance | $\leq 5\text{m}\Omega$ | $\leq 3\text{m}\Omega$ | $\leq 1\text{m}\Omega$ |

耐压 Dielectric withstand Voltage:

| 接触对数量 Number of contact | 耐压 Dielectric withstand voltage |
|---------------------------------------|------------------------------------|
| 2, 3, 4, 5, 7, 10, 14, 19, 24, 36, 50 | 1500V |
| 32, 37, 65, 81, 120 | 1000V |

绝缘电阻 Insulation Resistance: $\geq 1000\text{M}\Omega$

额定电压 Rated Voltage: 400V

寿命 Mechanical Operation: 500次

密封性 (仅密封式插座) Tightness: 0.3MPa

型号标志示例:

Type Designation:

胜特力材料 886-3-5753170
胜特力电子(上海) 86-21-34970699
胜特力电子(深圳) 86-755-83298787
[Http://www.100y.com.tw](http://www.100y.com.tw)

主要代号 Identification Code

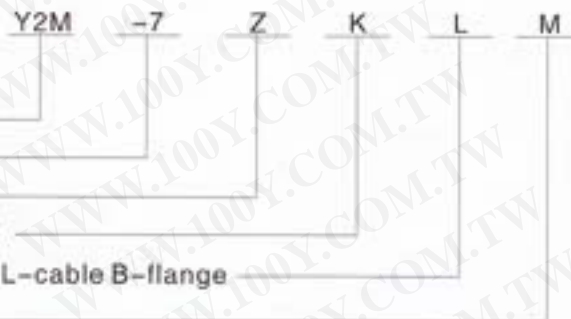
接触件数目 Number of Contacts

插头或插座: T-插头, Z-插座 Type of plug or receptacle

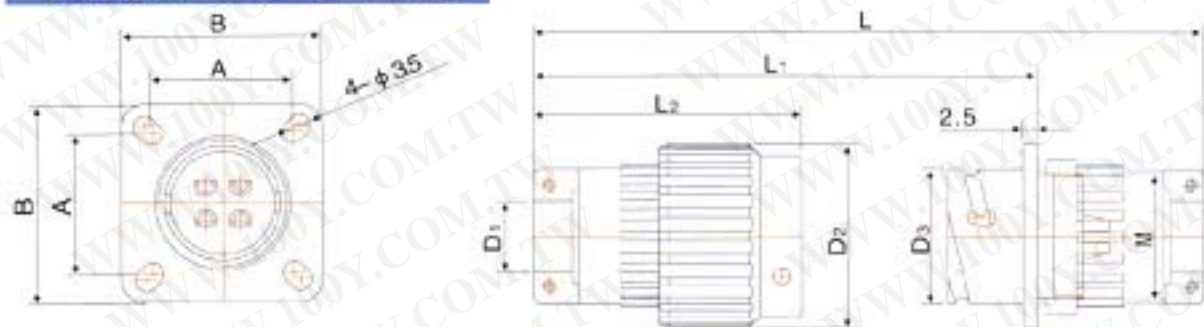
接触件种类: J-插针, K-插孔 Type of Contact J-pin K-socket

安装方式: L-电缆式, B-法兰盘式 (插头不标) Mount Method L-cable B-flange

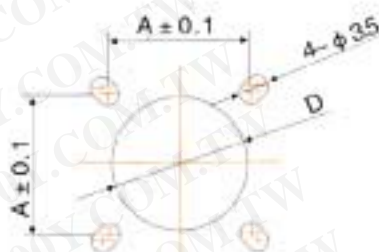
密封式插座 (插头、非密封插座不标) Receptacle Sealing



外形示意图: Outer Dimensions



安装开口尺寸: Mounting Dimensions



| 规格 Specification | 线数 No. of contacts | 安装尺寸 Mounting Dimensions | | | | 外形尺寸 Outer Dimensions | | | | | |
|---------------------|-----------------------|--------------------------|----------------|----------|-------|-----------------------|----------------|----------------|-----|----------------|----------------|
| | | A | D ₁ | M左 | D | B | D ₂ | D ₃ | L | L ₁ | L ₂ |
| 21 | Y2M-2 | 22-24 | φ12 | M21×0.75 | φ21.5 | 31 | φ31 | φ22.7 | 79 | 51 | 5 |
| | Y2M-3 | | | | | | | | | | |
| | Y2MA-3 | | | | | | | | | | |
| | Y2M-4 | | | | | | | | | | |
| | Y2M-5 | | | | | | | | | | |
| | Y2M-7 | | | | | | | | | | |
| | Y2M-10 | | | | | | | | | | |
| Y2M-14 | | | | | | | | | | | |
| 28 | Y2M-10 | 28 | φ18 | M28×1 | φ28.5 | 38 | φ38 | φ28.7 | 88 | 56 | 49 |
| | Y2M-19 | | | | | | | | | | |
| | Y2M-24 | | | | | | | | | | |
| | Y2M-32 | | | | | | | | | | |
| 36 | Y2M-36 | 36 | φ26 | M36×1 | φ36.5 | 46 | φ46 | φ36.7 | 108 | 67 | 60 |
| | Y2M-50 | | | | | | | | | | |
| | Y2M-65 | | | | | | | | | | |
| 51 | Y2M-81 | 51 | φ40 | M50×1 | φ50.5 | 60 | φ60 | φ51.2 | 126 | 77 | 71 |
| | Y2M-120 | | | | | | | | | | |

接触件数目及排列: Contact arrangement

