




威浦电器®

勝特力材料 886-3-5753170
勝特力电子(上海) 86-21-34970699
勝特力电子(深圳) 86-755-83298787
[Http://www.100y.com.tw](http://www.100y.com.tw)



Springtac 线簧技术

胜特力材料 886-3-5753170
胜特力电子(上海) 86-21-34970699
胜特力电子(深圳) 86-755-83298787
[Http://www.100y.com.tw](http://www.100y.com.tw)



接插技术新领域

Connect To Put The New Realm Of Technique

系列 Series

页码 Page

SF系列 Series

1-2

防护等级: IP67
连接形式: 推入式快速锁紧
芯 数: 2-9

IP rating: IP67
Coupling: push-pull
No. of contact: 2-9



ST系列 Series

3-4

防护等级: IP67
连接形式: 螺纹式锁紧
芯 数: 2-9

IP rating: IP67
Coupling: threaded
No. of contact: 2-9



SP系列 Series

5-11

防护等级: IP68
连接形式: 螺纹式锁紧
芯 数: SP13:2-9, SP17:2-9, SP21:2-12

IP rating: IP68
Coupling: threaded
No. of contact: SP13:2-9, SP17:2-9, SP21:2-12



WT 系列 Series

12

连接形式: 卡扣式锁紧
芯 数: 3, 5

IP rating: for indoor only
Coupling: bayonet
No. of contact: 3, 5



WP 系列 Series

13-14

防护等级: IP44, IP55
连接形式: 卡扣式锁紧
芯 数: 2-12

IP rating: IP44, IP55
Coupling: bayonet
No. of contact: 2-12



系列 Series

页码 Page

WA 系列 Series

15-16

防护等级: IP67
 连接形式: 螺纹式锁紧
 芯 数: 3+PE, 6+PE
 IP rating: IP67
 Coupling: threaded
 No. of contact: 3+PE, 6+PE



RJ45F 系列 Series

17-18

防护等级: IP67
 连接形式: 卡扣式锁紧
 应用于以太网连接
 IP rating: IP67
 Coupling: bayonet
 For Ethernet RJ45F connector



WS 系列 Series

19-26

连接形式: 螺纹式锁紧
 芯 数: 2-61
 IP rating: for indoor only
 Coupling: threaded
 No. of contact: 2-61



WF 系列 Series

27-33

防护等级: IP44, IP55, IP65, IP67
 连接形式: 螺纹式锁紧
 芯 数: 2-61
 IP rating: IP44, IP55, IP65, IP67
 Coupling: threaded
 No. of contact: 2-61



WY 系列 Series

35-41

防护等级: IP44, IP55, IP65, IP66, IP67
 连接形式: 卡扣式锁紧
 芯 数: 2-61
 IP rating: IP44, IP55, IP65, IP66, IP67
 Coupling: bayonet
 No. of contact: 2-61



SF12 Series

勝特力材料 886-3-5753170
勝特力电子(上海) 86-21-34970699
勝特力电子(深圳) 86-755-83298787
[Http://www.100y.com.tw](http://www.100y.com.tw)

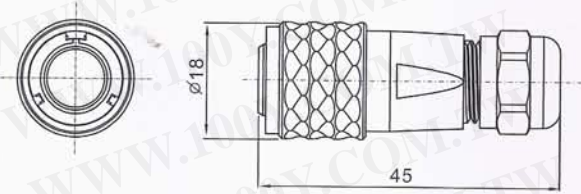
SF12



电缆插头
 Cable connector
 与SF1211,SF1212,SF1213相配
 Mate with SF1211,SF1212,SF1213

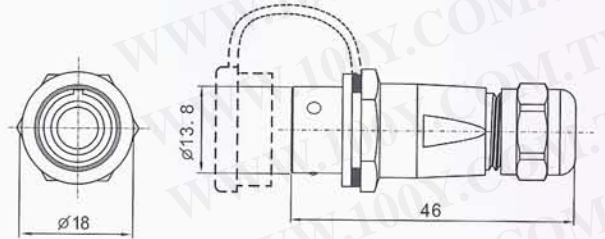
SF1210 / P — SF1210 / S

电缆外径 Cable outer diameter
 I: 4-6.5mm(不标), II: 5-8mm
 芯数 Number of contact: 2, 3, 4, 5, 6, 7, 9



电缆对接插座
 In-line cable connector
 与SF1210相配
 Mate with SF1210

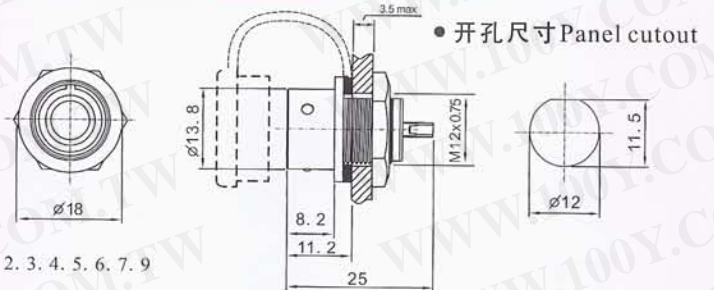
SF1211 / P — SF1211 / S



后螺母插座
 Rear mount
 与SF1210相配
 Mate with SF1210

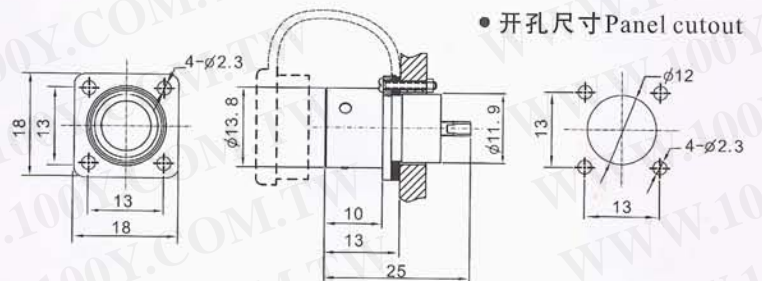
SF1212 / P — SF1212 / S

芯数 Number of contact: 2, 3, 4, 5, 6, 7, 9



方方法兰插座
 Square flange
 与SF1210相配
 Mate with SF1210

SF1213 / P — SF1213 / S




芯数排列及技术特性表

Contact arrangement and spec

| 芯数 Number of contact | 2 | 3 | 4 | 5 | 6 | 7 | 9 |
|---|---------|---------|-----------|-----------|-----------|-----------|-----------|
| 插针绝缘体正面图 Male contact face view | | | | | | | |
| 额定电流A Rated current (A) | 13A | 13A | 5A | 5A | 5A | 5A | 3A |
| 接触件直径 Contact diameter | ∅ 1.6X2 | ∅ 1.6X3 | ∅ 1X4 | ∅ 1X5 | ∅ 1X6 | ∅ 1X7 | ∅ 0.7X9 |
| 工作电压 (AC.V) Rated voltage (AC.V) | 250V | 250V | 200V | 180V | 125V | 125V | 125V |
| 耐压 (AC.V) 1 min Test voltage(AC.V) 1 min | 1500V | 1500V | 1500V | 1000V | 1000V | 1000V | 1000V |
| 接触电阻 mΩ Contact resistance mΩ | 2 | 2 | 5 | 5 | 5 | 5 | 10 |
| 线规 mm ² /AWG Wire size mm ² /AWG | ≤2/14 | ≤2/14 | ≤0.785/18 | ≤0.785/18 | ≤0.785/18 | ≤0.785/18 | ≤0.785/18 |



IP67 Threaded coupling



材料和技术参数
Material and spec

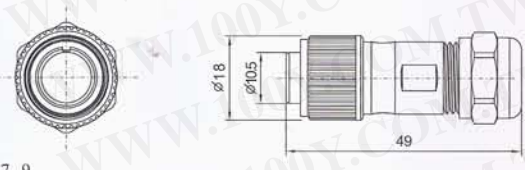
| | | | |
|--------|----------------------------|-------------------|--------------------------------------|
| 接插方式 | Coupling | 螺纹锁紧 | Threaded coupling |
| 外壳材料 | Shell material | 锌合金电镀镍 | Zinc alloy with black nickel plating |
| 绝缘体 | Insert material | 热塑塑料 PPS 耐高温 260℃ | PPS max temperature 260 °C |
| 接触件材料 | Contact material | 铜镀金 | Brass with gold plating |
| 接线方式 | Termination | 焊接 | Solder |
| 电缆直径 | Cable outer diameter range | 5-8mm | |
| 防护等级 | IP rating | IP67 | |
| 接插次数 | Mating cycle | >500次 | >500 |
| 温度范围 | Temperature range | -25℃~+85℃ | |
| 绝缘电阻MΩ | Insulation resistance MΩ | 2000 | |

ST12 Series

勝特力材料 886-3-5753170
勝特力电子(上海) 86-21-34970699
勝特力电子(深圳) 86-755-83298787
[Http://www.100y.com.tw](http://www.100y.com.tw)

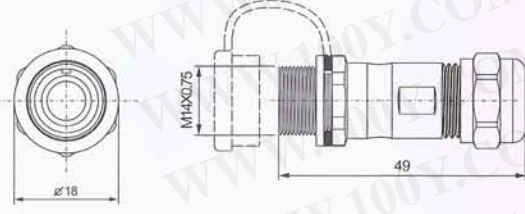



电缆插头
 Cable connector
 与ST1211,ST1212,ST1213 相配
 Mate with ST1211,ST1212,ST1213

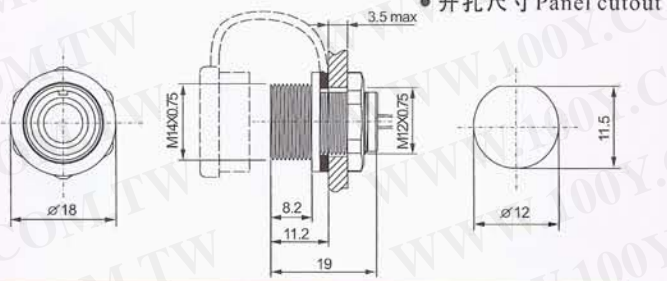


芯数 Number of contact: 2, 3, 4, 5, 6, 7, 9


电缆对接插座
 In-line cable connector
 与ST1210 相配
 Mate with ST1210

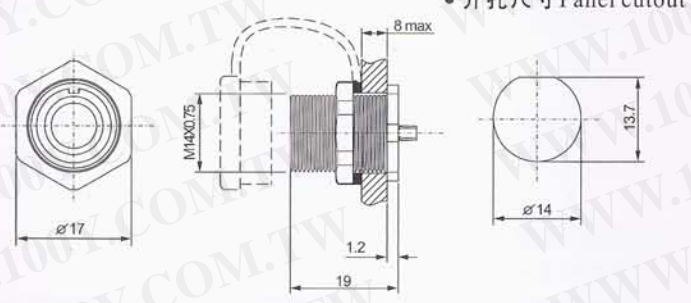



后螺母插座
 Rear mount
 与ST1210 相配
 Mate with ST1210



芯数 Number of contact: 2, 3, 4, 5, 6, 7, 9


前螺母插座
 Front mount
 与ST1210 相配
 Mate with ST1210



芯数排列及技术特性表 Contact arrangement and spec

| 芯数 Number of contact | 2 | 3 | 4 | 5 | 6 | 7 | 9 |
|---|---------|--------|-----------|-----------|-----------|-----------|-----------|
| 插针绝缘体正面图 Male contact face view | | | | | | | |
| 额定电流A Rated current (A) | 13A | 13A | 5A | 5A | 5A | 5A | 3A |
| 接触件直径 Contact diameter | Ø 1.6X2 | Ø1.6X3 | Ø 1X4 | Ø1X5 | Ø 1X6 | Ø 1X7 | Ø 0.7X9 |
| 工作电压 (AC.V) Rated voltage (AC.V) | 250V | 250V | 200V | 180V | 125V | 125V | 125V |
| 耐压 (AC.V) 1 min Test voltage(AC.V) 1 min | 1500V | 1500V | 1500V | 1000V | 1000V | 1000V | 1000V |
| 接触电阻mΩ Contact resistance mΩ | 2 | 2 | 5 | 5 | 5 | 5 | 10 |
| 线规 mm ² /AWG Wire size mm ² /AWG | ≤2/14 | ≤2/14 | ≤0.785/18 | ≤0.785/18 | ≤0.785/18 | ≤0.785/18 | ≤0.785/18 |

IP68



IP68 Threaded coupling

勝特力材料 886-3-5753170
 勝特力电子(上海) 86-21-34970699
 勝特力电子(深圳) 86-755-83298787
[Http://www.100y.com.tw](http://www.100y.com.tw)



★ 接触件可以是插针或插孔
 Each side can be male or female contact

材料和技术参数
 Material and spec

| 产品类型 | Product model | 连接器 Connector | 预铸电缆连接器 Patchcord Connector |
|--------|----------------------------|---|--|
| 接插方式 | Coupling | 螺纹锁紧 Threaded coupling | 螺纹锁紧 Threaded coupling |
| 外壳材料 | Shell material | 热塑塑料 PA66 阻燃等级 V-0 Nylon66, fire resistance: V-0 | PC,PVC, 阻燃等级 V-0; 铝, 表面阳极处理 PC、PVC, fire resistance: V-0; Anodizing Aluminium Process |
| 绝缘体 | Insert material | 热塑塑料 PPS 耐高温 260℃ PPS max temperature 260 °C | 热塑塑料 PPS 耐高温 260℃ PPS max temperature 260 °C |
| 接触件材料 | Contact material | 铜镀金 Brass with gold plating | 铜镀金 Brass with gold plating |
| 接线方式 | Termination | SP13:焊接, SP17:焊接, SP21:焊接/压接 SP13: solder, SP17: solder, SP21: solder / screw | |
| 电缆直径 | Cable outer diameter range | SP13 I: 4-6.5mm(不标) SP13 II: 5-8mm SP17: 6-10mm SP21 I: 4.5-7mm SP21 II: 7-12mm(不标) | |
| 防护等级 | IP rating | IP68 | IP67 |
| 接插次数 | Mating cycle | >500次 >500 | >500次 >500 |
| 温度范围 | Temperature range | -25℃~+85℃ | -20℃~+85℃ |
| 绝缘电阻MΩ | Insulation resistance MΩ | 2000 | 2000 |

SP13 Series

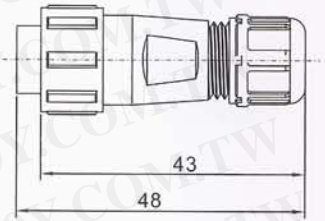
勝特力材料 886-3-5753170
 勝特力电子(上海) 86-21-34970699
 勝特力电子(深圳) 86-755-83298787
[Http://www.100y.com.tw](http://www.100y.com.tw)

**SP
13**



SP1310 / P — — SP1310 / S

电缆插头
 Cable connector
 与SP1311,SP1312 相配
 Mate with SP1311,SP1312

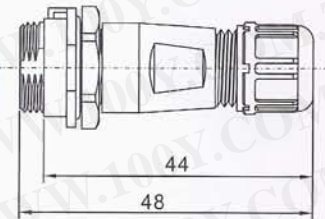


电缆外径 Cable outer diameter
 I: 4-6.5mm(不标), II: 5-8mm
 芯数 Number of contact: 2. 3. 4. 5. 6. 7. 9



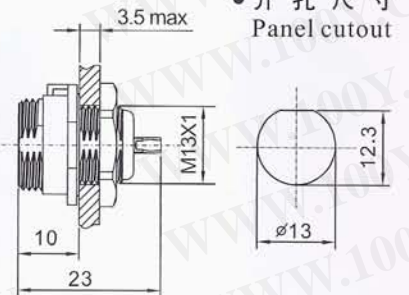
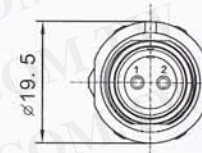
SP1311 / P — — SP1311 / S

电缆对接插座
 In-line cable connector
 与SP1310 相配
 Mate with SP1310



SP1312 / P — — SP1312 / S

后螺母插座
 Rear mount
 与SP1310 相配
 Mate with SP1310



● 开孔尺寸
 Panel cutout

芯数 Number of contact: 2. 3. 4. 5. 6. 7. 9

芯数排列及技术特性表 Contact arrangement and spec

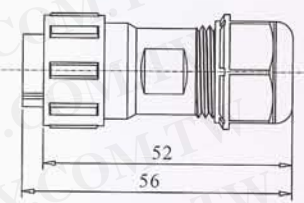
| 芯数 Number of contact | 2 | 3 | 4 | 5 | 6 | 7 | 9 |
|---|---------|---------|-----------|-----------|-----------|-----------|-----------|
| 插针绝缘体正面图 Male contact face view | | | | | | | |
| 额定电流A Rated current (A) | 13A | 13A | 5A | 5A | 5A | 5A | 3A |
| 接触件直径 Contact diameter | ∅ 1.6X2 | ∅ 1.6X3 | ∅ 1X4 | ∅ 1X5 | ∅ 1X6 | ∅ 1X7 | ∅ 0.7X9 |
| 工作电压 (AC.V) Rated voltage (AC.V) | 250V | 250V | 200V | 180V | 125V | 125V | 125V |
| 耐压 (AC.V) 1 min Test voltage(AC.V) 1 min | 1500V | 1500V | 1500V | 1000V | 1000V | 1000V | 1000V |
| 接触电阻 mΩ Contact resistance mΩ | 2 | 2 | 5 | 5 | 5 | 5 | 10 |
| 线规 mm ² /AWG Wire size mm ² /AWG | ≤2/14 | ≤2/14 | ≤0.785/18 | ≤0.785/18 | ≤0.785/18 | ≤0.785/18 | ≤0.785/18 |

SP17 Series

勝特力材料 886-3-5753170
 勝特力电子(上海) 86-21-34970699
 勝特力电子(深圳) 86-755-83298787
[Http://www.100y.com.tw](http://www.100y.com.tw)



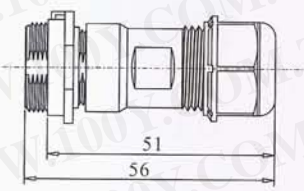
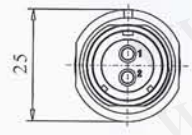
电缆插头
 Cable connector
 与SP1711,SP1712相配
 Mate with SP1711,SP1712



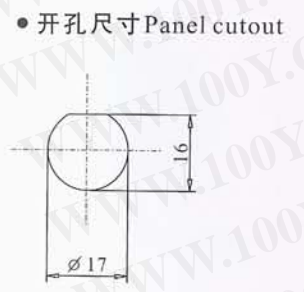
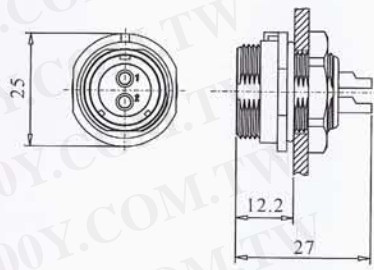
芯数 Number of contact: 2, 3, 4, 5, 7, 9



电缆对接插座
 In-line cable connector
 与SP1710相配
 Mate with SP1710



后螺母插座
 Rear mount
 与SP1710相配
 Mate with SP1710



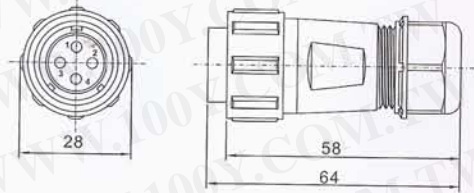
芯数排列及技术特性表 Contact arrangement and spec

| 芯数 Number of contact | 2 | 3 | 4 | 5 | 7 | 9 |
|---|---------|---------|------------|------------|------------|------------|
| 插针绝缘体正面图 Male contact face view | | | | | | |
| 额定电流A Rated current (A) | 10A | 10A | 5A | 5A | 5A | 5A |
| 接触件直径 Contact diameter | ∅ 1.5X2 | ∅ 1.5X3 | ∅ 1X4 | ∅ 1X5 | ∅ 1X7 | ∅ 1X9 |
| 工作电压 (AC.V) Rated voltage (AC.V) | 500V | 500V | 500V | 500V | 400V | 400V |
| 耐压 (AC.V) 1 min Test voltage (AC.V) 1 min | 1500V | 1500V | 1500V | 1500V | 1200V | 1200V |
| 接触电阻 mΩ Contact resistance mΩ | 2.5 | 2.5 | 5 | 5 | 5 | 5 |
| 线规 mm ² /AWG Wire size mm ² /AWG | ≤ 2/14 | ≤ 2/14 | ≤ 0.785/18 | ≤ 0.785/18 | ≤ 0.785/18 | ≤ 0.785/18 |

SP21 Series



电缆插头
 Cable connector
 与SP2111,SP2112,SP2113相配
 Mate with SP2111,SP2112,SP2113



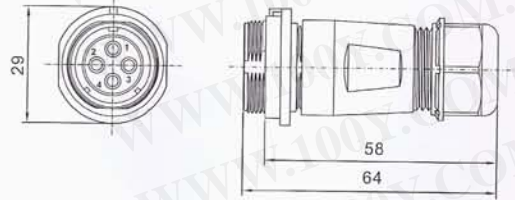
SP2110 / P

SP2110 / S

电缆外径 Cable outer diameter
 I: 4.5-7mm, II: 7-12mm(不标)
 芯数 Number of contact: 2. 3. 4. 5. 7. 9. 12



电缆对接插座
 In-line cable connector
 与SP2110相配
 Mate with SP2110

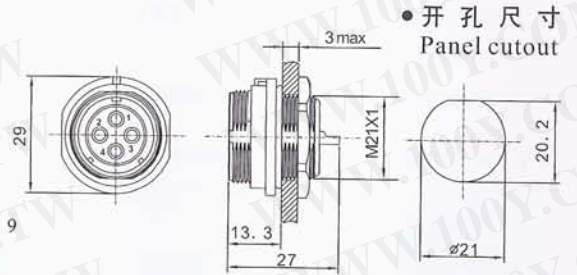


SP2111 / P

SP2111 / S



后螺母插座
 Rear mount
 与SP2110相配
 Mate with SP2110



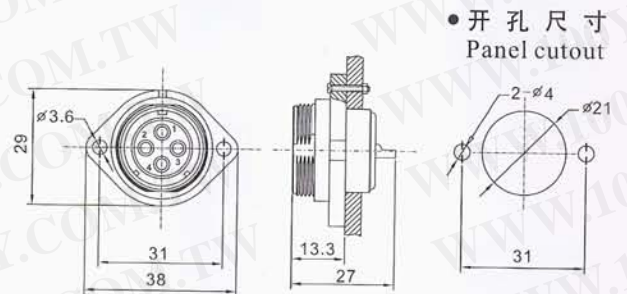
SP2112 / P

SP2112 / S

芯数 Number of contact: 2. 3. 4. 5. 6. 7. 9



2孔法兰插座
 2-hole flange
 与SP2110相配
 Mate with SP2110



SP2113 / P

SP2113 / S

• 开孔尺寸
Panel cutout

芯数排列及技术特性表
 Contact arrangement and spec

| 芯数 Number of contact | 2 | 3 | 4 | 5 | 5B | 5C | 7 | 9 | 12 |
|---|-------------------------|-------------------------|-------------------------|-------------------------|-------------------------|--------------|--------------|--------------|--------------|
| 插针绝缘体正面图 Male contact face view | | | | | | | | | |
| 额定电流A Rated current (A) | 30A | 30A | 30A | 30A | 5A, 30A | 15A | 15A | 5A | 5A |
| 接触件直径 Contact diameter | ∅3X2 | ∅3X3 | ∅3X4 | ∅3X5 | ∅1X3 ∅3X2 | ∅2X5 | ∅2X7 | ∅1X9 | ∅1X12 |
| 接线方式 Termination | 焊接/压接 solder / screw | 焊接/压接 solder / screw | 焊接/压接 solder / screw | 焊接/压接 solder / screw | 焊接/压接 solder / screw | 焊接 solder | 焊接 solder | 焊接 solder | 焊接 solder |
| 工作电压(AC.V) Rated voltage (AC.V) | 500V | 500V | 500V | 500V | 500V | 500V | 500V | 500V | 400V |
| 耐压(AC.V) 1 min Test voltage(AC.V) 1 min | 1500V | 1500V | 1500V | 1500V | 1500V | 1500V | 1500V | 1500V | 1200V |
| 接触电阻mΩ Contact resistance mΩ | 1 | 1 | 1 | 1 | 5, 1 | 2.5 | 2.5 | 5 | 5 |
| 线规 mm ² /AWG Wire size mm ² /AWG | ≤4.17/11 | ≤4.17/11 | ≤4.17/11 | ≤4.17/11 | ≤0.785/18 ≤4.17/11 | ≤2/14 | ≤2/14 | ≤0.785/18 | ≤0.785/18 |

胜特力材料 886-3-5753170
 胜特力电子(上海) 86-21-34970699
 胜特力电子(深圳) 86-755-83298787
[Http://www.100y.com.tw](http://www.100y.com.tw)

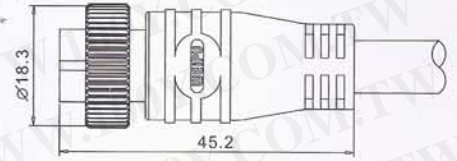
SP 13

SP13 Series



单端预铸电缆-插头
 Single-Ended Cordsets--Plug

与SP1311,SP1312,SP1315 相配
 Mate with SP1311,SP1312,SP1315



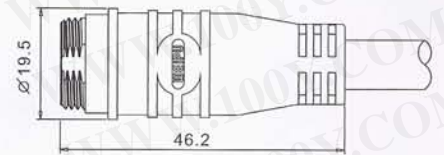
SP1314 / P — — — SP1314 / S — — —

电缆长度Cable length:1、3、6、10(米/meter)
 芯数 Number of contact: 2. 3. 4. 5. 6. 7. 9



单端预铸电缆-插座
 Single-Ended Cordsets--Socket

与SP1310,SP1314相配
 Mate with SP1310,SP1314



SP1315 / P — — — SP1315 / S — — —

插头+插座

Double-Ended Patchcords--Plug&Socket



SP1314 / — + SP1315 / — — —

插头+插头

Double-Ended Patchcords--Plug&Plug



SP1314 / — + SP1314 / — — —

插座+插座

Double-Ended Patchcords--Socket&Socket



SP1315 / — + SP1315 / — — —

电缆长度Cable length:1、3、6、10(米/meter)
 芯数 Number of contact: 2. 3. 4. 5. 6. 7. 9
 P: 插针 Pin S: 插孔 Plug bush

两端预铸电缆
 Double - Ended Patchcords
 与SP1310,SP1311,SP1312,SP1314,SP1315相配
 Mate with SP1310,SP1311,SP1312,SP1314,SP1315

芯数排列及技术特性表

Contact arrangement and spec

如需订购其他线规、颜色和电缆长度, 请与销售代表联系

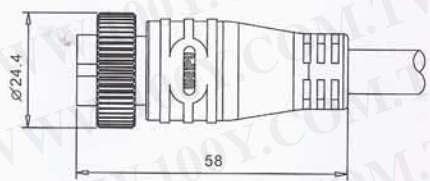
If you need to order other wire, color and cable length, please contact with our sales representative

| 芯数 Number of contact | 2 | 3 | 4 | 5 | 6 | 7 | 9 | | |
|---|-------------------|-------------------|-----------------|--------------------|-------------------|-------------------|------------------|--------------------|--------------------|
| 插针绝缘体正面图 Male contact face view | | | | | | | | | |
| 额定电流A Rated current (A) | 8A | 8A | 4A | 4A | 4A | 4A | 1.6A | | |
| 接触件直径 Contact diameter | ∅ 1.6X2 | ∅1.6X3 | ∅ 1X4 | ∅1X5 | ∅ 1X6 | ∅ 1X7 | ∅ 0.7X9 | | |
| 工作电压 (AC.V) Rated voltage (AC.V) | 250V | 250V | 200V | 180V | 125V | 125V | 125V | | |
| 耐压 (AC.V) 1 min Test voltage(AC.V) 1 min | 1500V | 1500V | 1500V | 1000V | 1000V | 1000V | 1000V | | |
| 接触电阻 mΩ Contact resistance mΩ | 2 | 2 | 5 | 5 | 5 | 5 | 10 | | |
| 线规 mm ² Wire size mm ² | ≤1 | ≤1 | ≤0.5 | ≤0.5 | ≤0.5 | ≤0.5 | ≤0.2 | | |
| 电线颜色 Cable Color | 1- 黑色 1- black | 2- 白色 2- white | 3- 红色 3- red | 4- 黄色 4- yellow | 5- 绿色 5- green | 6- 棕色 6- brown | 7- 蓝色 7- blue | 8- 橙色 8- orange | 9- 紫色 9- purple |

SP17 Series



单端预铸电缆-插头
 Single-Ended Cordsets--Plug
 与SP1711,SP1712,SP1715 相配
 Mate with SP1711,SP1712,SP1715

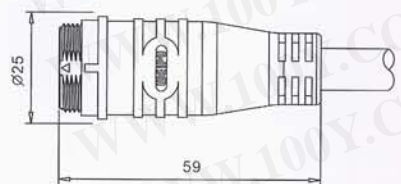


SP1714/P — — SP1714/S — —

电缆长度Cable length:1、3、6、10(米/meter)
 芯数 Number of contact: 2、3、4、5、7、9



单端预铸电缆-插座
 Single-Ended Cordsets--Socket
 与SP1710,SP1714相配
 Mate with SP1710,SP1714



SP1715/P — — SP1715/S — —

插头+插座

Double-Ended Patchcords--Plug&Socket

插头+插头

Double-Ended Patchcords--Plug&Plug

插座+插座

Double-Ended Patchcords--Socket&Socket



SP1714 / — + SP1715 / / — —

SP1714 / — + SP1714 / / — —

SP1715 / — + SP1715 / / — —

电缆长度Cable length:1、3、6、10(米/meter)
 芯数 Number of contact: 2、3、4、5、7、9
 P: 插针 Pin S: 插孔 Plug bush

两端预铸电缆
 Double - Ended Patchcords
 与SP1710,SP1711,SP1712,SP1714,SP1715相配
 Mate with SP1710,SP1711,SP1712,SP1714,SP1715

芯数排列及技术特性表
Contact arrangement and spec

如需订购其他线规、颜色和电缆长度,请与销售代表联系
 If you need to order other wire, color and cable length, please contact with our sales representative

| 芯数 Number of contact | 2 | 3 | 4 | 5 | 7 | 9 | | | |
|---|-------------------|-------------------|-----------------|--------------------|-------------------|-------------------|------------------|--------------------|--------------------|
| 插针绝缘体正面图 Male contact face view | | | | | | | | | |
| 额定电流A Rated current (A) | 12A | 12A | 4A | 4A | 4A | 4A | | | |
| 接触件直径 Contact diameter | Ø 1.5X2 | Ø 1.5X3 | Ø 1X4 | Ø 1X5 | Ø 1X7 | Ø 1X9 | | | |
| 工作电压 (AC.V) Rated voltage (AC.V) | 500V | 500V | 500V | 500V | 400V | 400V | | | |
| 耐压 (AC.V) 1 min Test voltage(AC.V) 1 min | 1500V | 1500V | 1500V | 1500V | 1200V | 1200V | | | |
| 接触电阻 mΩ Contact resistance mΩ | 2.5 | 2.5 | 5 | 5 | 5 | 5 | | | |
| 线规 mm ² Wire size mm ² | ≤ 1.5 | ≤ 1.5 | ≤ 0.5 | ≤ 0.5 | ≤ 0.5 | ≤ 0.5 | | | |
| 电线颜色 Cable Color | 1- 黑色 1- black | 2- 白色 2- white | 3- 红色 3- red | 4- 黄色 4- yellow | 5- 绿色 5- green | 6- 棕色 6- brown | 7- 蓝色 7- blue | 8- 橙色 8- orange | 9- 紫色 9- purple |

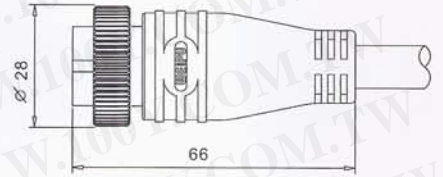
SP21 Series

胜特力材料 886-3-5753170
胜特力电子(上海) 86-21-34970699
胜特力电子(深圳) 86-755-83298787
[Http://www.100y.com.tw](http://www.100y.com.tw)



单端预铸电缆-插头
 Single-Ended Cordsets--Plug

与SP2111,SP2112,SP2113,SP2115 相配
 Mate with SP2111,SP2112,SP2113,SP2115



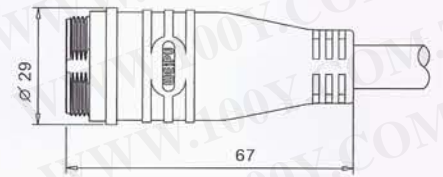
SP2114 / P — — — SP2114 / S — — —

电缆长度 Cable length: 1、3、6、10(米/meter)
 芯数 Number of contact: 2、3、4、5、7、9、12



单端预铸电缆-插座
 Single-Ended Cordsets--Socket

与SP2110,SP2114相配
 Mate with SP2110,SP2114



SP2115 / P — — — SP2115 / S — — —

插头+插座

Double-Ended Patchcords--Plug&Socket



SP2114 / — + SP2115 / — — —

插头+插头

Double-Ended Patchcords--Plug&Plug



SP2114 / — + SP2114 / — — —

插座+插座

Double-Ended Patchcords--Socket&Socket



SP2115 / — + SP2115 / — — —

电缆长度 Cable length: 1、3、6、10(米/meter)
 芯数 Number of contact: 2、3、4、5、7、9、12
 P: 插针 Pin S: 插孔 Plug bush

两端预铸电缆
 Double - Ended Patchcords
 与SP2110,SP2111,SP2112,SP2113,SP2114,SP2115相配
 Mate with SP2110,SP2111,SP2112,SP2113,SP2114,SP2115

芯数排列及技术特性表

Contact arrangement and spec

如需订购其他线规、颜色和电缆长度, 请与销售代表联系

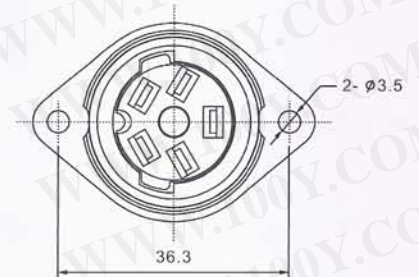
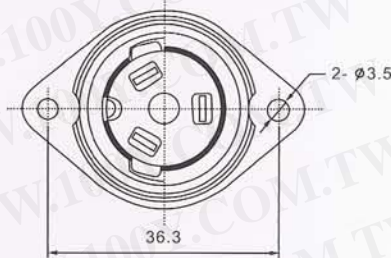
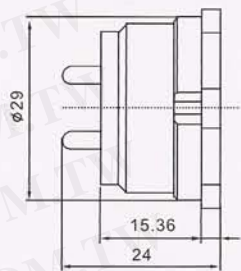
If you need to order other wire, color and cable length, please contact with our sales representative

| 芯数 Number of contact | 2 | 3 | 4 | 5 | 5B | 5C | 7 | 9 | 12 | | |
|---|-------------------|--------|-----------|----------|----------------|---------|-----------|-----------|----------|----------|----------|
| 插针绝缘体正面图 Male contact face view | | | | | | | | | | | |
| 额定电流A Rated current (A) | 20A | 20A | 20A | 20A | 4A、20A | 12A | 12A | 4A | 4A | | |
| 接触件直径 Contact diameter | ∅ 3X2 | ∅ 3X3 | ∅ 3X4 | ∅ 3X5 | ∅ 1X3 ∅ 3X2 | ∅ 2X5 | ∅ 2X7 | ∅ 1X9 | ∅ 1X12 | | |
| 工作电压 (AC.V) Rated voltage (AC.V) | 500V | 500V | 500V | 500V | 500V | 500V | 500V | 500V | 400V | | |
| 耐压 (AC.V) 1 min Test voltage(AC.V) 1 min | 1500V | 1500V | 1500V | 1500V | 1500V | 1500V | 1500V | 1500V | 1200V | | |
| 接触电阻 mΩ Contact resistance mΩ | 1 | 1 | 1 | 1 | 5.1 | 2.5 | 2.5 | 5 | 5 | | |
| 线规 mm ² Wire size mm ² | ≤ 2.5 | ≤ 2.5 | ≤ 2.5 | ≤ 2.5 | ≤ 0.5 ≤ 2.5 | ≤ 1.5 | ≤ 1.5 | ≤ 0.5 | ≤ 0.5 | | |
| 电线颜色 Cable Color | 1- 黑色 2- 白色 | 3- 红色 | 4- 黄色 | 5- 绿色 | 6- 棕色 | 7- 蓝色 | 8- 橙色 | 9- 紫色 | 10- 灰色 | 11- 粉红色 | 12- 浅绿色 |
| | 1- black 2- white | 3- red | 4- yellow | 5- green | 6- brown | 7- blue | 8- orange | 9- purple | 10- gray | 11- pink | 12- aqua |

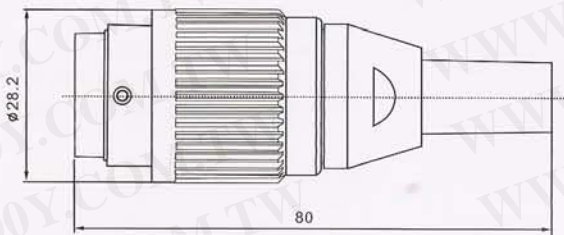


● WT29系列 WT29 Series

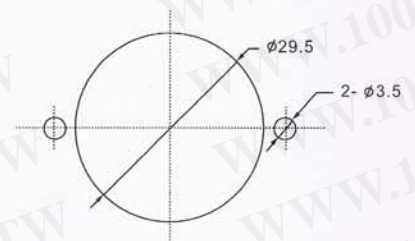
● 插座 :WT29K3Z / WT29K5Z Socket: WT29K3Z / WT29K5Z



● 插头 :WT29J3T / WT29J5T Plug: WT29J3T / WT29J5T



● 安装开孔 Panel cutout



材料和技术参数 Material and spec

| | | | |
|-----------------|---------------------------------|-----------------------|--------------------------------|
| 接插方式 | Coupling | 卡扣连接 | Bayonet |
| 外壳 | Shell | 尼龙PA66 阻燃等级 V-0 | Nylon PA66 Fire resistance V-0 |
| 绝缘体 | Insert material | 尼龙PA66 | Nylon PA66 |
| 接触件 | Contact material | 铜镀银 | Brass with silver plating |
| 接线方式 | Termination | 焊接 | Solder |
| 接插次数 | Mating cycle | >500次 | >500 |
| 温度范围 | Temperature range | -25℃~+85℃ | |
| 绝缘电阻 $M\Omega$ | Insulation resistance $m\Omega$ | 2000 | |
| 耐压 (AC.V) 1 min | Test voltage(AC.V) 1 min | 1500 V | |
| 线规 | Wire size mm^2 / AWG | max2.5mm (max, AWG16) | |
| 电缆直径 | Cable outer diameter range | 5-8mm | |
| 额定电流A | Rated current (A) | 10A | |
| 工作电压 (AC.V) | Rated voltage (AC.V) | 400V | |
| 接触电阻 $m\Omega$ | Contact resistance $m\Omega$ | 2.5 $m\Omega$ | |

勝特力材料 886-3-5753170
 勝特力电子(上海) 86-21-34970699
 勝特力电子(深圳) 86-755-83298787
[Http://www.100y.com.tw](http://www.100y.com.tw)



● WP系列 WP Series

型号标志代号 Part number system



主称代号
Series code

插座与面板配合直径
Panel Socket diameter and panel hole size

接插件种类
Contact gender
J-插针 Male contact
K-插孔 Female contact

芯数
Number of contact:
2. 3. 4. 5. 7. 9. 12

接线类型:

- Termination type:
- 1)-焊接(焊接不标)
Solder (leave blank)
 - 2)-压接(只限于 $\varnothing 3$ mm的接触件)
Screw (available for $\varnothing 3$ mm contact)

插头外壳结构形式:

- Cable fix type:
- O)-电缆护套 PVC sleeve
 - K)-夹爪锁紧电缆 Clamping
 - P)-金属软管 Metal hose

连接器种类:

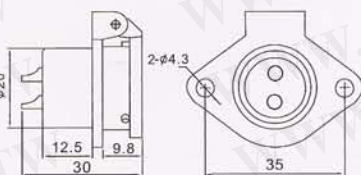
- Connector type:
- T-插头 plug
 - Z-插座 socket

材料和技术参数 Material and spec

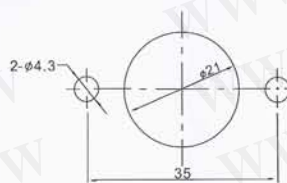
| | | | |
|-------|-------------------|--------------------|---|
| 接插方式 | Coupling | 卡扣连接 | Bayonet |
| 外壳 | Shell | 尼龙PA66/锌基合金 | Nylon PA66/zinc alloy |
| 绝缘体 | Insert material | 热塑塑料 PPS 耐高温 260℃ | PPS max temperature 260 °C |
| 接触件 | Contact material | 铜 | Brass |
| 接触件表面 | Contact plating | 镀金 | Gold over nickel |
| 接线方式 | Termination | 7-12针焊接, 2-5针焊接/压接 | 7-12 contacts solder, 2-5 contacts solder / screw |
| 接插次数 | Mating cycle | >500次 | >500 |
| 温度范围 | Temperature range | -25℃~+85℃ | |



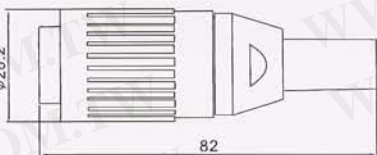
● 插座: Z IP44 Socket: Z IP44



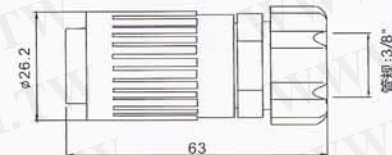
● 安装开孔 Panel cutout



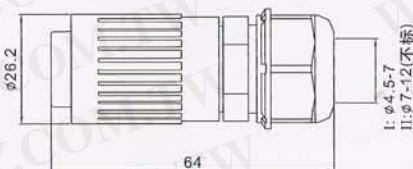
● 电缆护套插头: TO PVC sleeve: TO



● 金属软管插头: TP Metal hose: TP



● 夹爪锁紧电缆插头: TK IP55 Clamping: TK IP55



芯数排列及技术特性表 Contact arrangement and spec

| 芯数 Number of contact | 2 | 3 | 4 | 5 | 5B | 5C | 7 | 9 | 12 |
|---|-----------------------|-----------------------|-----------------------|-----------------------|-------------------------|--------------|--------------|--------------|--------------|
| 插针绝缘体正面图 Male contact face view | | | | | | | | | |
| 额定电流A Rated current(A) | 30A | 30A | 30A | 30A | 5A, 30A | 15A | 15A | 5A | 5A |
| 接触件直径 Contact diameter | ∅ 3X2 | ∅ 3X3 | ∅ 3X4 | ∅ 3X5 | ∅ 1X3 ∅ 3X2 | ∅ 2X5 | ∅ 2X7 | ∅ 1X9 | ∅ 1X12 |
| 工作电压 (AC.V) Rated voltage (AC.V) | 500V | 500V | 500V | 500V | 500V | 500V | 500V | 500V | 400V |
| 耐压 (AC.V) 1 min Test voltage(AC.V) 1 min | 1500V | 1500V | 1500V | 1500V | 1500V | 1500V | 1500V | 1500V | 1200V |
| 接触电阻 mΩ Contact resistance mΩ | 1 | 1 | 1 | 1 | 5、1 | 2.5 | 2.5 | 5 | 5 |
| 绝缘电阻 MΩ Insulation resistance MΩ | 2000 | 2000 | 2000 | 2000 | 2000 | 2000 | 2000 | 2000 | 2000 |
| 接线方式 Termination | 焊接/压接 solder/screw | 焊接/压接 solder/screw | 焊接/压接 solder/screw | 焊接/压接 solder/screw | 焊接/压接 solder/screw | 焊接 solder | 焊接 solder | 焊接 solder | 焊接 solder |
| 线规 mm ² /AWG Wire size mm ² /AWG | ≤ 4.17/11 | ≤ 4.17/11 | ≤ 4.17/11 | ≤ 4.17/11 | ≤ 0.785/18 ≤ 4.17/11 | ≤ 2/14 | ≤ 2/14 | ≤ 0.785/18 | ≤ 0.785/18 |


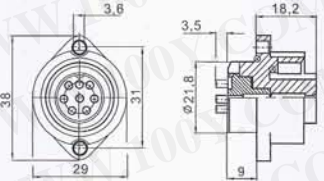



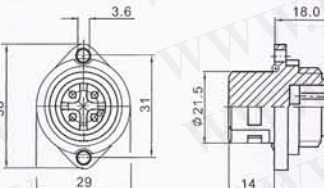
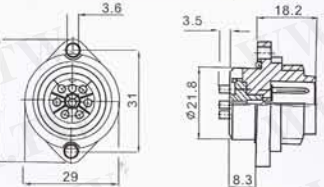
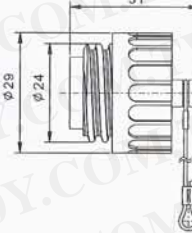


● **WA系列 WA Series**
材料和技术参数 Material and spec

| 参数 spec |  |  |
|-------------------------------|---|---|
| 芯数 Number of contact | 3+PE | 6+PE |
| 接线方式 Termination | 螺丝压接 Screw | 焊接 Solder |
| 线规 Wire size | Max2.5mm ² /AWG14 | Max0.75mm ² /AWG18 |
| 额定电压 Rated voltage (V) | 400V | 250V |
| 额定电流 Rated current(A) | 16A | 10A |
| 外壳材料 Shell material | 热塑塑料 PA66 阻燃等级 V-0 Nylon66, fire resistance: V-0 | |
| 接触件材料 Contact material | 铜镀金 Brass with gold plating | |
| 电缆外径 Cable outlet diameter | 6, 8, 10mm | |
| 防护等级 IP rating | IP67 | |

● **WA22型尺寸图 SIZE WA 22 DIMENSIONS**

| 型号 Part number | 说明 Description | 尺寸 Drawing |
|--|---|---|
|  WA22J4TE2 | WA22电缆插头 3+PE, 螺丝压接 WA 22 male cable connector 3+PE, screw termination |  |
|  WA22J7TE1 | WA22电缆插头 6+PE, 焊接 WA 22 male cable connector 6+PE, solder termination | |

| 型号 Part number | 说明 Description | 尺寸 Drawing |
|---|---|---|
| WA22K4Z2  | WA22插座 3+PE, 螺丝压接 WA 22 female panel connector 3+PE, screw termination |  |
| WA22K7Z1  | WA22插座 6+PE焊接 WA 22 female panel connector 6+PE, solder termination |  |
| WA22K4ZE2  | WA22电缆插头 3+PE, 螺丝压接 WA 22 female cable connector 3+PE, screw termination |  |
| WA22K7ZE1  | WA22电缆插头 6+PE, 焊接 WA 22 female cable connector 6+PE, solder termination |  |
| WA22J4Z2  | WA22插座 3+PE, 螺丝压接 WA 22 male panel connector 3+PE, screw termination |  |
| WA22J7Z1  | WA22插座 6+PE, 焊接 WA 22 male panel connector 6+PE, solder termination |  |
| WA22G1  | 护盖 cap |  |
| WA22G2  | 护盖 cap |  |

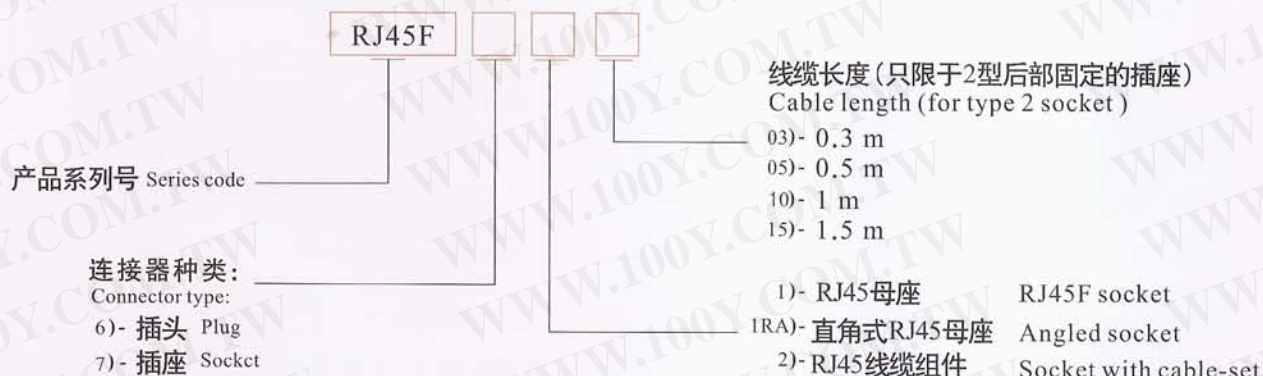


● RJ45F系列 IP67 RJ45F Series IP67

RJ45F以太网线防水连接器是将标准的5类, 超5类, 6类线缆, 通过外壳, 简单方便快速的转换为防尘防水, 可在恶劣环境下使用。产品无需焊接, 节省接线及布线时间, 提高工作生产效率。广泛应用于LED显示设备、闭路监控系统、工厂自动化控制、通讯设备等。

RJ45F connector is used to connect standard Ethernet Class D /Cat.5e and Class E/cat 6 (10 Base T , 100 base TX , 1000 Base T net works) in outdoor or water proof harsh working environment . no need soldering , easy to connect , it is widely use in communications , LED boards , security monitoring , automation control etc.

● 型号标志代号 (Part number system) :

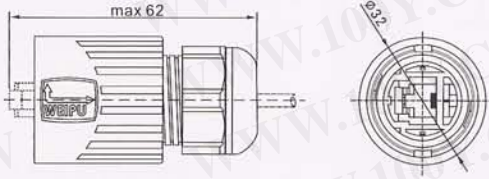


材料和技术参数 Material and spec

| 接插方式 | Coupling | 卡扣连接 | Bayonet |
|------|--------------------------|-----------|------------------------------------|
| 外壳 | Shell material | 热塑塑料 PC | 阻燃等级 V-0 PC, fire resistance : V-0 |
| 防护等级 | IP rating | IP67 | |
| 线径范围 | Cable out diameter range | 5.5mm~7mm | |
| 接插次数 | Mating cycle | >500 | >500 |
| 温度范围 | Temperature range | -25C~+85C | |

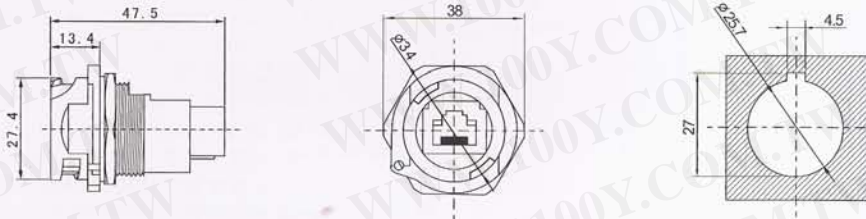


● RJ45插头: RJ45F6 RJ45F plug: RJ45F6



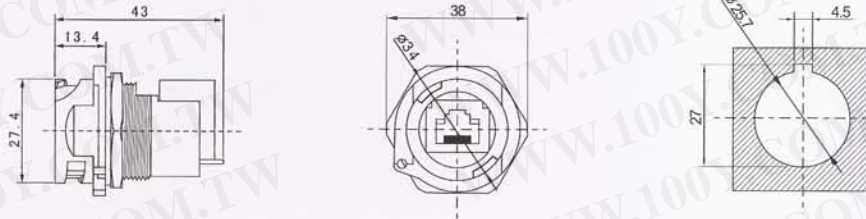
勝特力材料 886-3-5753170
 勝特力电子(上海) 86-21-34970699
 勝特力电子(深圳) 86-755-83298787
[Http://www.100y.com.tw](http://www.100y.com.tw)

● RJ45母座: RJ45F71 RJ45F socket: RJ45F71



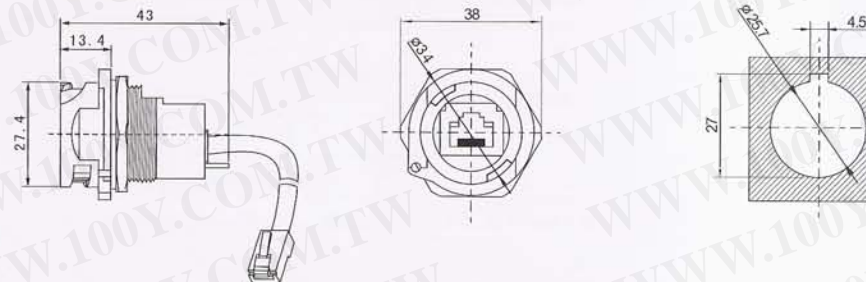
● 安装开孔 Installation Hole

● 直角式RJ45母座: RJ45F71RA Angled socket: RJ45F71RA



● 安装开孔 Installation Hole

● RJ45线缆组件: RJ45F72 Socket with cable-set: RJ45F72



● 安装开孔 Installation Hole



● WS系列 WS Series

勝特力材料 886-3-5753170
 勝特力电子(上海) 86-21-34970699
 勝特力电子(深圳) 86-755-83298787
[Http://www.100y.com.tw](http://www.100y.com.tw)

型号标志代号 Part number system



主称代号
Series code

插座与面板配合直径
Panel Socket diameter and panel hole size
16、20、24、28、32、40、48、55

接插件种类
Contact gender
J-插针 Male contact
K-插孔 Female contact

芯数
Number of contact:
2、3、4、5、6、7、8、9、10、11、
12、13、15、16、17、19、20、24、
26、27、31、38、40、42、53、61

接线类型:

- Termination type:
 1)-焊接(焊接不标) Solder (leave blank)
 2)-压接(只限于 $\varnothing 5.5-\varnothing 10\text{mm}$) Screw (available for $\varnothing 5.5-\varnothing 10\text{mm}$ contact)

外壳结构形式:

- Shell structure and cable fix type:
 直式: G)-2孔法兰插座 2-hole flange socket
 Straight M)-后螺母插座 Rear mount
 P)-金属软管 Metal hose
 Q)-电缆护套 PVC sleeve
 D)-塑料软管 Plastic hose
 弯式: R)-金属软管 Metal hose
 Angled S)-电缆护套 PVC Sleeve
 C)-塑料软管 Plastic hose

连接器种类:

- Connector type:
 T-插头 plug
 Z-插座 socket

●注: 连接器根据接触对数量, 其每一对的额定电流按下表规定的下降计算。

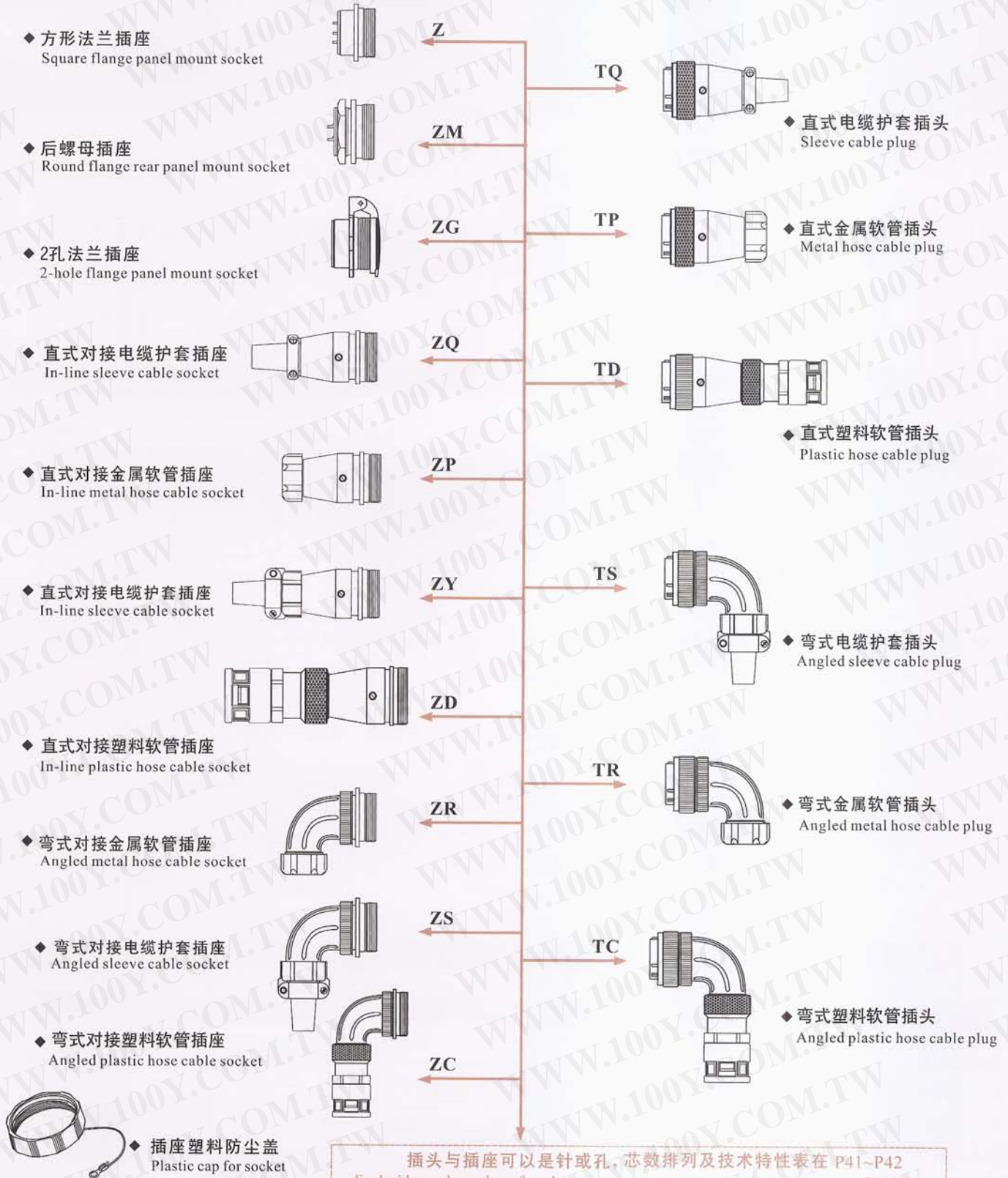
Remarks: according to the quantity of pair connectors, rated current of the connectors descends as follow.

| | | | | | | | |
|-----------------------------------|-----|------|-------|-------|-------|-------|------|
| 接触对芯数 Number of pins connector | 1~3 | 4~10 | 11~20 | 21~30 | 31~40 | 41~50 | 51以上 |
| 下降率 Descend rate | 0 | 10 | 20 | 30 | 40 | 50 | 60 |

材料和技术参数 Material and spec

| | | | |
|-------|-------------------|---|--|
| 接插方式 | Coupling | 螺纹连接 | threaded coupling |
| 外壳材料 | Shell material | 锌基合金(镀铬) | Zinc alloy with chrome plating |
| 绝缘体 | Insert material | 热塑塑料 PPS 耐高温 260℃ | PPS max temperature 260℃ |
| 接触件材料 | Contact material | 铜(镀金) | Brass with gold plating |
| 接线方式 | Termination | $\varnothing 1-\varnothing 3.5\text{mm}$ 焊接, $\varnothing 5.5-\varnothing 10\text{mm}$ 压接 | $\varnothing 1-\varnothing 3.5\text{mm}$ Solder, $\varnothing 5.5-\varnothing 10\text{mm}$ screw |
| 接插次数 | Mating cycle | >500次 | >500 |
| 温度范围 | Temperature range | -25℃~+85℃ | |

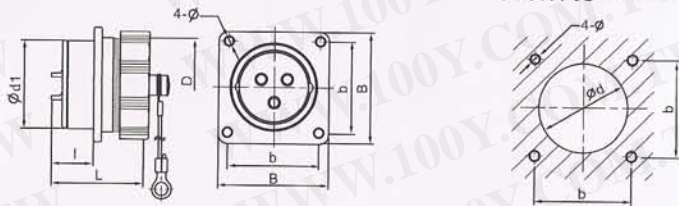
● WS系列配套表 WS Mating diagram





● 方形法兰插座: Z Square flange panel mount socket : Z

● 安装开孔 Panel cutout

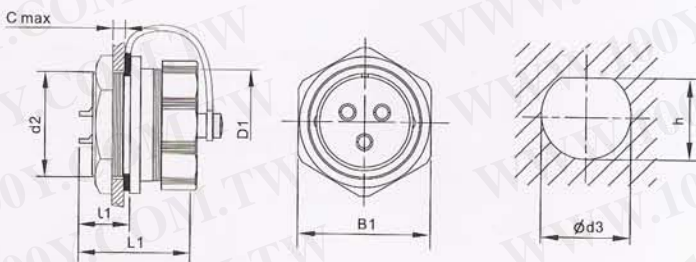


★ 芯数排列及技术特性表在 P45~P46
 Contact arrangement and spec see P45~P46

| 尺寸 Dimension(mm) | WS16 | WS20 | WS24 | WS28 | WS32 | WS40 | WS48 | WS55 |
|---------------------|-------|-------|-------|-------|---------|---------|---------|---------|
| $\phi d1$ | 16 | 20 | 24 | 28 | 32 | 40 | 48 | 55 |
| D | M18X1 | M22X1 | M26X1 | M30X1 | M35X1.5 | M44X1.5 | M52X1.5 | M59X1.5 |
| l | 13 | 14 | 15 | 15 | 18.1 | 20.5 | 20.5 | 20.5 |
| L | 26 | 28 | 28 | 28 | 38.2 | 39.7 | 39.7 | 39.7 |
| b | 20 | 22 | 26 | 30 | 32 | 40 | 48 | 52 |
| B | 26 | 29 | 32 | 36 | 42 | 50 | 58 | 64 |
| ϕd | 16.5 | 20.5 | 24.5 | 28.5 | 32.5 | 40.5 | 48.5 | 55.5 |
| ϕ | 3.5 | 3.5 | 3.5 | 3.5 | 3.5 | 4.5 | 4.5 | 4.5 |

● 后螺母插座: ZM Round flange rear panel mount socket : ZM

● 安装开孔 Panel cutout

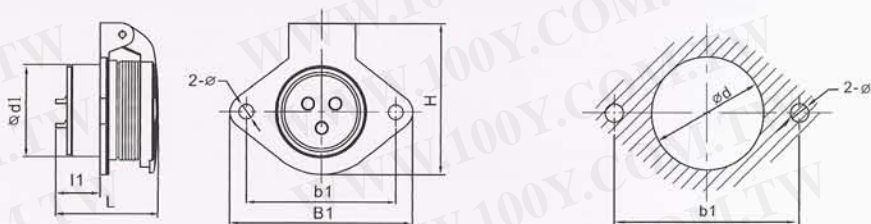


| 尺寸 Dimension(mm) | WS16 | WS20 | WS24 | WS28 |
|---------------------|-------|-------|-------|-------|
| d2 | M16X1 | M20X1 | M24X1 | M28X1 |
| D1 | M18X1 | M22X1 | M26X1 | M30X1 |
| C | 5 | 5 | 5 | 5 |
| L1 | 10 | 10 | 10 | 10 |
| L1 | 26 | 28 | 28 | 28 |
| B1 | 21 | 25 | 29 | 33 |
| $\phi d3$ | 16 | 20 | 24 | 28 |
| h | 15.4 | 19.4 | 23.2 | 26.9 |



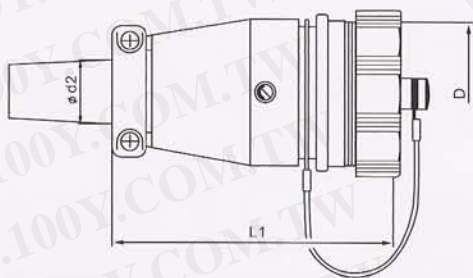
● 2孔法兰插座: ZG 2-hole flange panel mount socket : ZG

● 安装开孔 Panel cutout



| 尺寸 Dimension (mm) | WS16 | WS20 | WS24 | WS28 | WS32 | WS40 | WS48 | WS55 |
|----------------------|------|------|------|------|------|------|------|------|
| ∅d | 16.5 | 20.5 | 24.5 | 28.5 | 32.5 | 40.5 | 48.5 | 55.5 |
| ∅d1 | 16 | 20 | 24 | 28 | 32 | 40 | 48 | 55 |
| l1 | 13 | 14 | 15 | 15 | 18.1 | 20.5 | 20.5 | 20.5 |
| L | 30 | 32.3 | 32.3 | 32.3 | 42.2 | 42.2 | 42.2 | 43.2 |
| b1 | 30 | 35 | 40 | 45 | 55 | 65 | 80 | 85 |
| B1 | 38 | 44 | 50 | 55 | 67 | 77 | 92 | 98 |
| H | 32.5 | 33.5 | 40.5 | 45.5 | 52.5 | 63.5 | 74.5 | 80 |
| ∅ | 3.5 | 4.5 | 4.5 | 4.5 | 5.5 | 5.5 | 5.5 | 6.5 |

● 直式对接电缆护套插座: ZQ In-line sleeve cable socket : ZQ



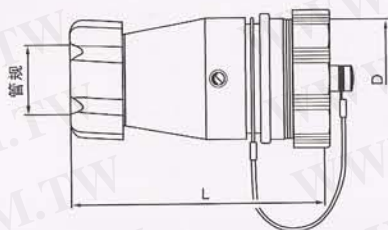
电缆护套尺寸见第44页
 sleeve dimension see page 44

| 尺寸 Dimension (mm) | WS16 | WS20 | WS24 | WS28 | WS32 | WS40 | WS48 | WS55 |
|----------------------|-------|-------|-------|-------|---------|---------|---------|---------|
| D | M18X1 | M22X1 | M26X1 | M30X1 | M35X1.5 | M44X1.5 | M52X1.5 | M59X1.5 |
| L1 | 47.5 | 52 | 53 | 55 | 69 | 92 | 98 | 100 |
| d2 | 10 | 11.6 | 12.4 | 15.7 | 19.5 | 24 | 24 | 30 |

护盖可选购尺寸见第44页 Optional cap size see page 44



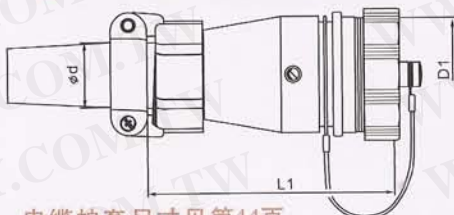
● 直式对接金属软管插座: ZP In-line metal hose cable socket: ZP



| 尺寸 Dimension(mm) | WS16 | WS20 | WS24 | WS28 | WS32 | WS40 | WS48 | WS55 |
|---------------------|-------|-------|-------|-------|---------|---------|--------------------------|---------|
| D | M18X1 | M22X1 | M26X1 | M30X1 | M35X1.5 | M44X1.5 | M52X1.5 | M59X1.5 |
| L | 53.5 | 58 | 59 | 61 | 75 | 99 | 103 | 106 |
| 管规 Hose size | 1/4" | 3/8" | 3/8" | 1/2" | 3/4" | 1" | I: 1" (不标) II: 1 1/4" | 1 1/4" |

护盖可选购尺寸见第44页 Optional cap size see page 44

● 直式对接电缆护套插座: ZY In-line sleeve cable socket: ZY



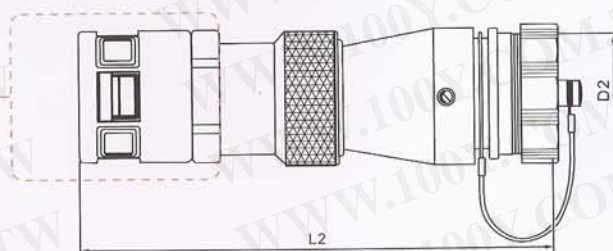
| 尺寸 Dimension(mm) | WS16 | WS20 | WS24 | WS28 | WS32 | WS40 | WS48 | WS55 |
|---------------------|-------|-------|-------|-------|---------|---------|----------------------|---------|
| D1 | M18X1 | M22X1 | M26X1 | M30X1 | M35X1.5 | M44X1.5 | M52X1.5 | M59X1.5 |
| L1 | 52.3 | 59.2 | 67 | 70 | 89.2 | 94.8 | 101.8 | 124.7 |
| ød | 10 | 13 | 13 | 17 | 19 | 23 | I: 23 (不标) II: 31 | 31 |

电缆护套尺寸见第44页
 Sleeve dimension see page 44

护盖可选购尺寸见第44页 Optional cap size see page 44

● 直式对接塑料软管插座: ZD In-line plastic hose cable socket: ZD

塑料软管接头可选购
 Optional plastic hose adapter

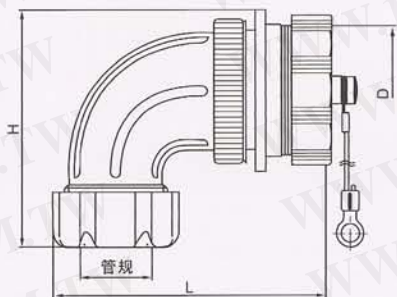


| 尺寸 Dimension(mm) | WS16 | WS20 | WS24 | WS28 | WS32 | WS40 | WS48 | WS55 |
|----------------------|-------|-------|-------|-------|---------|---------|--------------------------|---------|
| D2 | M18X1 | M22X1 | M26X1 | M30X1 | M35X1.5 | M44X1.5 | M52X1.5 | M59X1.5 |
| L2 | 80 | 90 | 97 | 104 | 126.7 | 134 | 141 | 160 |
| 接头规格 Adapter size | PG7 | PG11 | PG11 | PG16 | PG21 | PG29 | I: PG29 (不标) II: PG36 | PG36 |
| 管规 Hose size | 1/4" | 3/8" | 3/8" | 1/2" | 3/4" | 1" | I: 1" (不标) II: 1 1/4" | 1 1/4" |

护盖可选购尺寸见第44页 Optional cap size see page 44

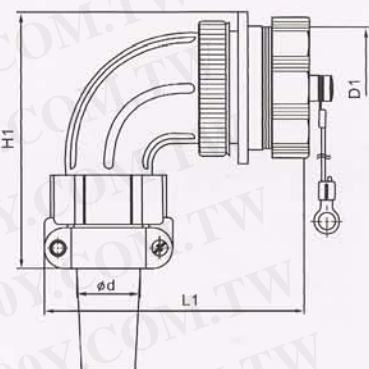


● 弯式对接金属软管插座: ZR Angled metal hose cable socket: ZR



| 尺寸 Dimension/mm | | WS20 | WS24 | WS28 | WS32 | WS40 | WS48 | WS55 |
|--------------------|---|-------|-------|-------|---------|---------|---------|---------|
| D | — | M22X1 | M26X1 | M30X1 | M35X1.5 | M44X1.5 | M52X1.5 | M59X1.5 |
| L | — | 60 | 60 | 63 | 81 | 88 | 96 | 107 |
| H | — | 48 | 51 | 52 | 58 | 70 | 82 | 90 |
| 管规 Hose size | — | 3/8" | 3/8" | 1/2" | 3/4" | 1" | 1" | 1 1/4" |

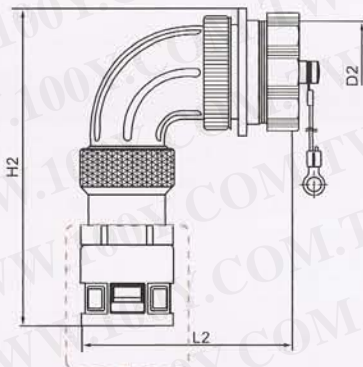
● 弯式对接电缆护套插座: ZS Angled sleeve cable socket: ZS



| 尺寸 Dimension/mm | | WS20 | WS24 | WS28 | WS32 | WS40 | WS48 | WS55 |
|--------------------|---|-------|-------|-------|---------|---------|---------|---------|
| D1 | — | M22X1 | M26X1 | M30X1 | M35X1.5 | M44X1.5 | M52X1.5 | M59X1.5 |
| L1 | — | 60.6 | 60.4 | 64.7 | 82 | 89.2 | 96 | 114.2 |
| H1 | — | 54.4 | 56.8 | 64 | 72 | 83.3 | 94.5 | 112.3 |
| φd | — | 13 | 13 | 17 | 19 | 23 | 23 | 31 |

电缆护套尺寸见第44页 Sleeve dimension see page 44

● 弯式对接塑料软管插座: ZC Angled plastic hose cable socket: ZC

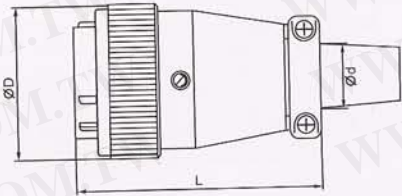


| 尺寸 Dimension/mm | | WS20 | WS24 | WS28 | WS32 | WS40 | WS48 | WS55 |
|----------------------|---|-------|-------|-------|---------|---------|---------|---------|
| D2 | — | M22X1 | M26X1 | M30X1 | M35X1.5 | M44X1.5 | M52X1.5 | M59X1.5 |
| L2 | — | 60 | 60 | 65 | 82 | 90 | 95 | 110 |
| H2 | — | 88 | 88 | 98 | 110 | 120 | 135 | 140 |
| 接头规格 Adapter size | — | PG11 | PG11 | PG16 | PG21 | PG29 | PG29 | PG36 |
| 管规 Hose size | — | 3/8" | 3/8" | 1/2" | 3/4" | 1" | 1" | 1 1/4" |

塑料软管接头可选购
Optional plastic hose adapter



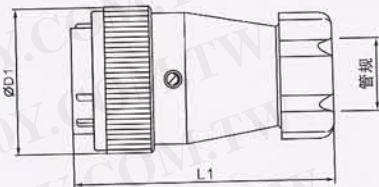
● 直式电缆护套插头: TQ Sleeve cable plug : TQ



| 尺寸 Dimension(mm) | WS16 | WS20 | WS24 | WS28 | WS32 | WS40 | WS48 | WS55 |
|---------------------|------|------|------|------|------|------|------|------|
| øD | 21 | 25.6 | 30 | 33.8 | 38.2 | 46.2 | 55.8 | 63 |
| L | 42 | 49 | 52 | 55 | 68 | 75 | 84 | 94 |
| ød | 10 | 11.6 | 12.4 | 15.7 | 19.5 | 24 | 24 | 30 |

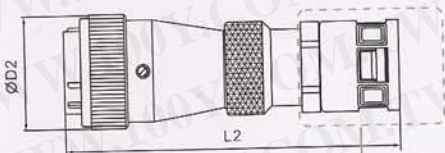
电缆护套尺寸见第44页 Sleeve dimension see page 44

● 直式金属软管插头: TP Metal hose cable plug : TP



| 尺寸 Dimension(mm) | WS16 | WS20 | WS24 | WS28 | WS32 | WS40 | WS48 | WS55 |
|---------------------|------|------|------|------|------|------|--------------------------|--------|
| øD1 | 21 | 25.6 | 30 | 33.8 | 38.2 | 46.2 | 55.8 | 63 |
| L1 | 48 | 55 | 58 | 61 | 74 | 82 | 90 | 100 |
| 管规 Hose size | 1/4" | 3/8" | 3/8" | 1/2" | 3/4" | 1" | I: 1" (不标) II: 1 1/4" | 1 1/4" |

● 直式塑料软管插头: TD Plastic hose cable plug : TD

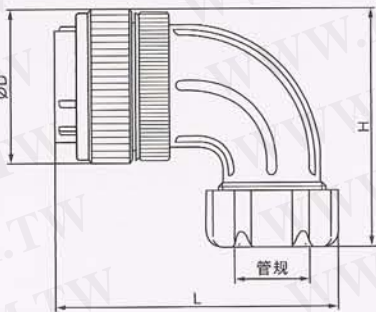


塑料软管接头可选购
Optional plastic hose adapter

| 尺寸 Dimension(mm) | WS16 | WS20 | WS24 | WS28 | WS32 | WS40 | WS48 | WS55 |
|----------------------|------|------|------|------|------|------|--------------------------|--------|
| øD2 | 21 | 25.6 | 30 | 33.8 | 38.2 | 46.2 | 55.8 | 63 |
| L2 | 63 | 75 | 60 | 63 | 120 | 132 | 138 | 150 |
| 接头规格 Adapter size | PG7 | PG11 | PG11 | PG16 | PG21 | PG29 | I: PG29 (不标) II: PG36 | PG36 |
| 管规 Hose size | 1/4" | 3/8" | 3/8" | 1/2" | 3/4" | 1" | I: 1" (不标) II: 1 1/4" | 1 1/4" |

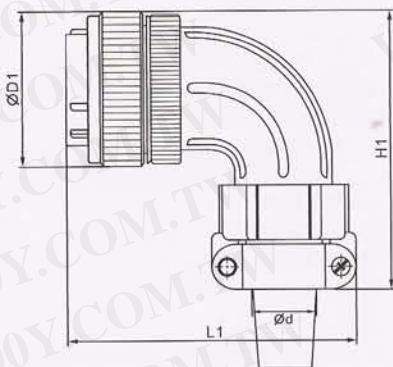


● 弯式金属软管插头: TR Angled metal hose cable plug: TR



| 尺寸 Dimension/mm | | WS20 | WS24 | WS28 | WS32 | WS40 | WS48 | WS55 |
|--------------------|---|------|------|------|------|------|------|--------|
| ØD | — | 25.6 | 30 | 33.8 | 38.2 | 46.2 | 55.8 | 63 |
| H | — | 48 | 51 | 52 | 58 | 70 | 82 | 90 |
| L | — | 60 | 60 | 63 | 81 | 88 | 96 | 107 |
| 管规 Hose size | — | 3/8" | 3/8" | 1/2" | 3/4" | 1" | 1" | 1 1/4" |

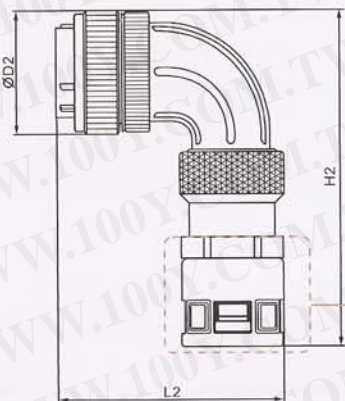
● 弯式电缆护套插头: TS Angled sleeve cable plug: TS



| 尺寸 Dimension/mm | | WS20 | WS24 | WS28 | WS32 | WS40 | WS48 | WS55 |
|--------------------|---|------|------|------|------|------|------|------|
| ØD1 | — | 25.6 | 30 | 33.8 | 38.2 | 46.2 | 55.8 | 63 |
| H1 | — | 53 | 57 | 61 | 66 | 78 | 91 | 100 |
| L1 | — | 60 | 61 | 64 | 80 | 88 | 96 | 107 |
| Ød | — | 11.6 | 12.4 | 15.7 | 19.5 | 24 | 24 | 30 |

电缆护套尺寸见第44页 Sleeve dimension see page 44

● 弯式塑料软管插头: TC Angled plastic hose cable plug: TC



| 尺寸 Dimension/mm | | WS20 | WS24 | WS28 | WS32 | WS40 | WS48 | WS55 |
|----------------------|---|------|------|------|------|------|------|--------|
| ØD2 | — | 25.6 | 30 | 33.8 | 38.2 | 46.2 | 55.8 | 63 |
| H2 | — | 60 | 62 | 65 | 82 | 88 | 96 | 107 |
| L2 | — | 70 | 88 | 95 | 105 | 130 | 130 | 146 |
| 接头规格 Adapter size | — | PG11 | PG11 | PG16 | PG21 | PG29 | PG29 | PG36 |
| 管规 Hose size | — | 3/8" | 3/8" | 1/2" | 3/4" | 1" | 1" | 1 1/4" |

塑料软管接头可选购
Optional plastic hose adapter



● **WF系列 WF Series**

型号标志代号 Part number system



●注: 连接器根据接触对数量, 其每一对的额定电流按下表规定的下降计算。

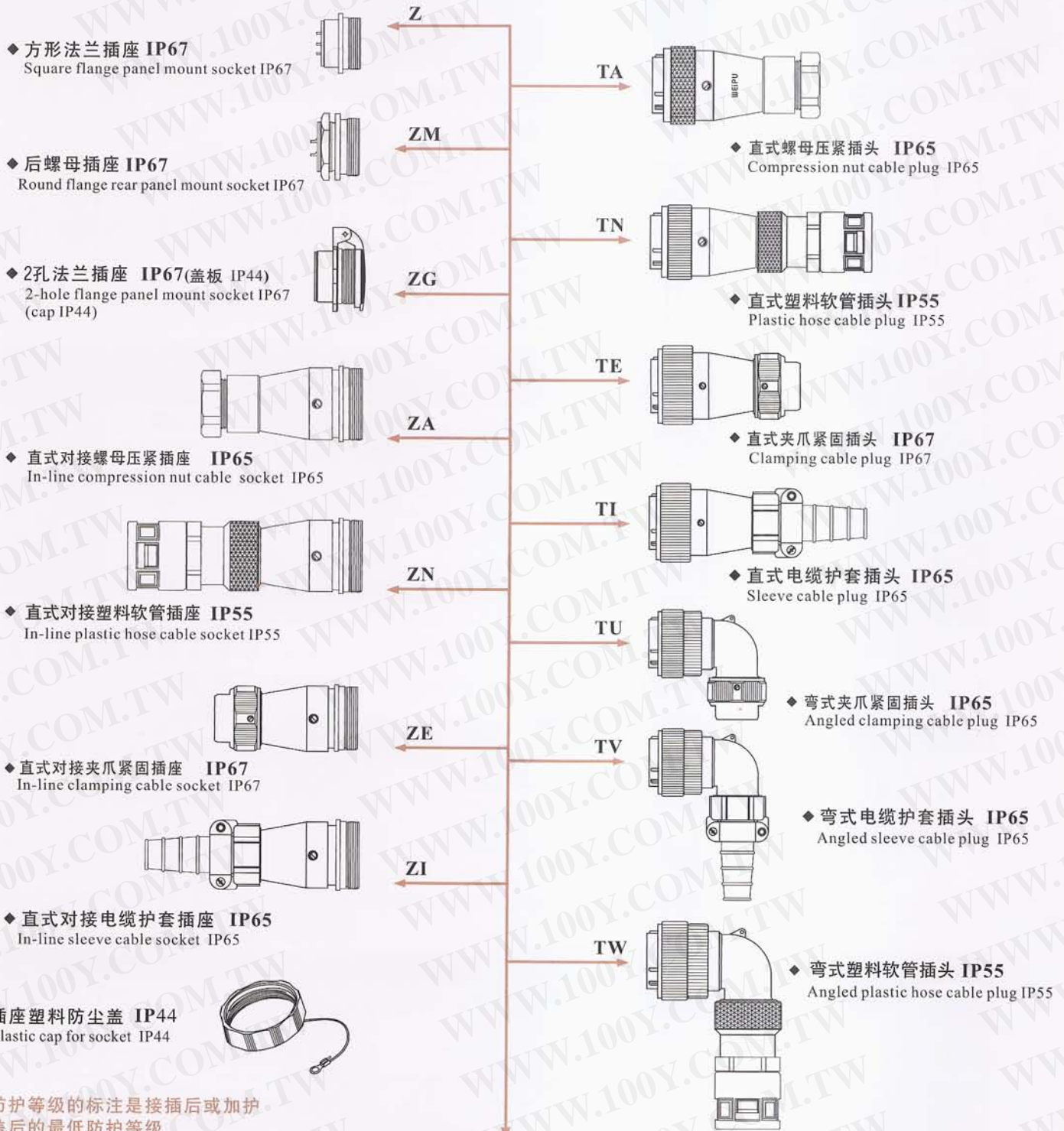
Remarks: according to the quantity of pair connectors, rated current of the connectors descends as follow.

| 接触对芯数 Number of pins connector | 1~3 | 4~10 | 11~20 | 21~30 | 31~40 | 41~50 | 51以上 |
|-----------------------------------|-----|------|-------|-------|-------|-------|------|
| 下降率 Descend rate | 0 | 10 | 20 | 30 | 40 | 50 | 60 |

材料和技术参数 Material and spec

| 接插方式 Coupling | 螺纹连接 Threaded coupling |
|---------------------------|---|
| 外壳 Shell | 锌合金(镀铬) Zinc alloy with chrome plating |
| 绝缘体 Insert material | 热塑塑料 PPS 耐高温 260℃ PPS max temperature 260 °C |
| 接触件材料 Contact material | 铜(镀金) Brass with gold plating |
| 接线方式 Termination | $\phi 1-\phi 3.5\text{mm}$ 焊接, $\phi 5.5-\phi 10\text{mm}$ 压接 $\phi 1-\phi 3.5\text{mm}$ Solder, $\phi 5.5-\phi 10\text{mm}$ screw |
| 接插次数 Mating cycle | >500次 >500 |
| 温度范围 Temperature range | -25℃~+85℃ |

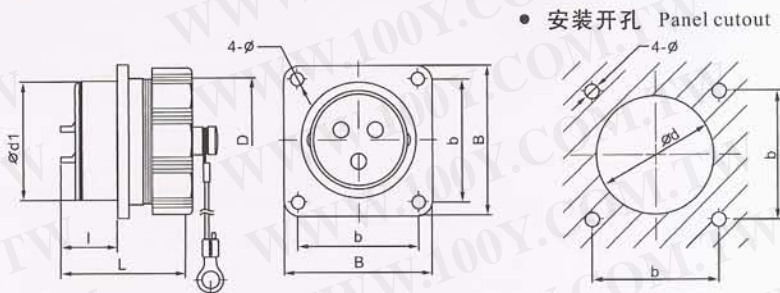
WF型连接器配套表 WF Mating diagram



插头与插座可以是针或孔, 芯数排列及技术特性表在 P45~P46
 Each side can be male or female contact, contact arrangement and spec see P45~P46



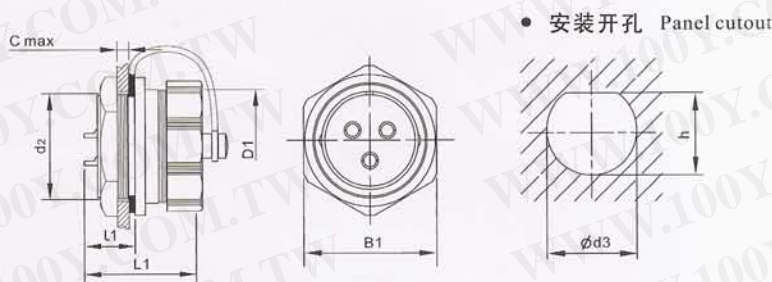
● 方形法兰插座: Z IP67 Square flange panel mount socket : Z IP67



★ 芯数排列及技术特性表在 P45~P46
 Contact arrangement and spec see P45~P46

| 尺寸 Dimension/mm | WF16 | WF20 | WF24 | WF28 | WF32 | WF40 | WF48 | WF55 |
|--------------------|-------|-------|-------|-------|---------|---------|---------|---------|
| ∅d1 | 16 | 20 | 24 | 28 | 32 | 40 | 48 | 55 |
| D | M18X1 | M22X1 | M26X1 | M30X1 | M35X1.5 | M44X1.5 | M52X1.5 | M59X1.5 |
| l | 13 | 14 | 15 | 15 | 18.1 | 20.5 | 20.5 | 20.5 |
| L | 26 | 28 | 28 | 28 | 38.2 | 39.7 | 39.7 | 39.7 |
| b | 20 | 22 | 26 | 30 | 32 | 40 | 48 | 52 |
| B | 26 | 29 | 32 | 36 | 42 | 50 | 58 | 64 |
| ∅d | 16.5 | 20.5 | 24.5 | 28.5 | 32.5 | 40.5 | 48.5 | 55.5 |
| ∅ | 3.5 | 3.5 | 3.5 | 3.5 | 3.5 | 4.5 | 4.5 | 4.5 |

● 后螺母插座: ZM IP67 Round flange rear panel mount socket: ZM IP67

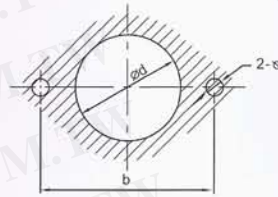
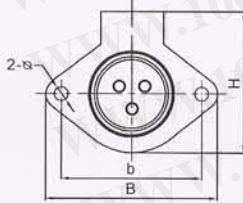
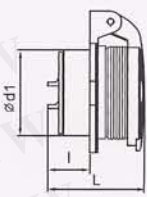


| 尺寸 Dimension/mm | WF16 | WF20 | WF24 | WF28 |
|--------------------|-------|-------|-------|-------|
| d2 | M16X1 | M20X1 | M24X1 | M28X1 |
| D1 | M18X1 | M22X1 | M26X1 | M30X1 |
| C | 5 | 5 | 5 | 5 |
| L1 | 10 | 10 | 10 | 10 |
| L1 | 26 | 28 | 28 | 28 |
| B1 | 21 | 25 | 29 | 33 |
| ∅d3 | 16 | 20 | 24 | 28 |
| h | 15.4 | 19.4 | 23.2 | 26.9 |



● 2孔法兰插座: ZG IP67(盖板 IP44) 2-hole flange panel mount socket : ZG IP67(cap IP44)

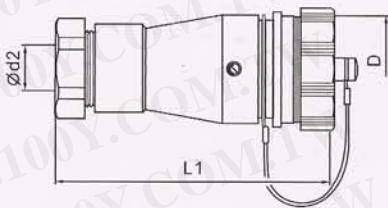
● 安装开孔 Panel cutout



勝特力材料 886-3-5753170
 勝特力电子(上海) 86-21-34970699
 勝特力电子(深圳) 86-755-83298787
[Http://www.100y.com.tw](http://www.100y.com.tw)

| 尺寸 Dimension(mm) | WF16 | WF20 | WF24 | WF28 | WF32 | WF40 | WF48 | WF55 |
|---------------------|------|------|------|------|------|------|------|------|
| $\phi d1$ | 16 | 20 | 24 | 28 | 32 | 40 | 48 | 55 |
| ϕd | 16.5 | 20.5 | 24.5 | 28.5 | 32.5 | 40.5 | 48.5 | 55.5 |
| l | 13 | 14 | 15 | 15 | 18.1 | 20.5 | 20.5 | 20.5 |
| L | 30 | 32.3 | 32.3 | 32.3 | 42.2 | 42.2 | 42.2 | 43.2 |
| b | 30 | 35 | 40 | 45 | 55 | 65 | 80 | 85 |
| B | 38 | 44 | 50 | 55 | 67 | 77 | 92 | 98 |
| H | 32.5 | 33.5 | 40.5 | 45.5 | 52.5 | 63.5 | 74.5 | 80 |
| ϕ | 3.5 | 4.5 | 4.5 | 4.5 | 5.5 | 5.5 | 5.5 | 6.5 |

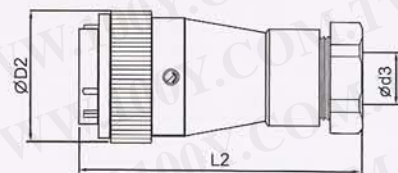
● 直式对接螺母压紧插座: ZA IP65 In-line compression nut cable socket: ZA IP65



| 尺寸 Dimension(mm) | WF16 | WF20 | WF24 | WF28 | WF32 | WF40 | WF48 | WF55 |
|---------------------|-------|-------|-------|----------|----------|-----------|-----------|---------|
| D | M18X1 | M22X1 | M26X1 | M30X1 | M35X1.5 | M44X1.5 | M52X1.5 | M59X1.5 |
| $L1$ | 59 | 68 | 69 | 76 | 92 | 109 | 116 | 110 |
| $\phi d2$ | 4.5-7 | 5-12 | 5-12 | 6.5-15.5 | 8.5-19.5 | 11.5-24.5 | 11.5-24.5 | 15-31 |

护盖可选购尺寸见第44页 Optional cap size see page 44

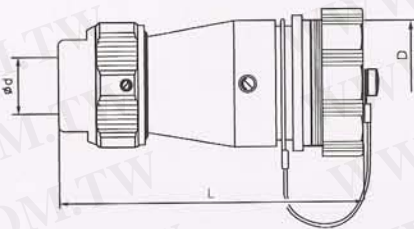
● 直式螺母压紧插头: TA IP65 Compression nut cable plug: TA IP65



| 尺寸 Dimension(mm) | WF16 | WF20 | WF24 | WF28 | WF32 | WF40 | WF48 | WF55 |
|---------------------|-------|------|------|----------|----------|-----------|-----------|-------|
| $\phi D2$ | 21 | 25.6 | 30 | 33.8 | 38.2 | 46.2 | 55.8 | 63 |
| $L2$ | 54 | 65 | 68 | 73 | 90 | 101 | 102 | 107 |
| $\phi d3$ | 4.5-7 | 5-12 | 5-12 | 6.5-15.5 | 8.5-19.5 | 11.5-24.5 | 11.5-24.5 | 15-31 |



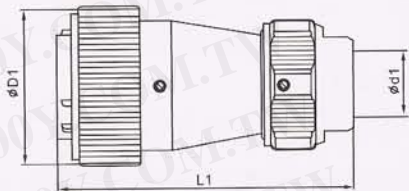
● 直式对接夹爪紧固插座: ZE IP67 In-line clamping cable socket: ZE IP67



| 尺寸 Dimension(mm) | WF16 | WF20 | WF24 | WF28 | WF32 | WF40 | WF48 | WF55 |
|---------------------|-------|--------|--------|-----------|---------|---------|----------------------------|---------|
| D | M18X1 | M22X1 | M26X1 | M30X1 | M35X1.5 | M44X1.5 | M52X1.5 | M59X1.5 |
| L | 53.6 | 61 | 67.6 | 68.2 | 90.4 | 103.6 | 108 | 131.6 |
| ød | 5-6.5 | 8-10.5 | 8-10.5 | 10.5-12.5 | 15.5-17 | 18-20 | I:18-20 (不标) II:24.5-26 | 24.5-26 |

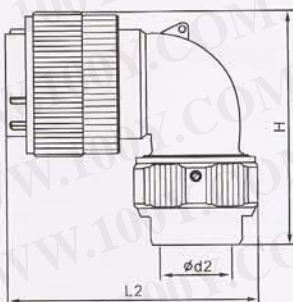
护盖可选购尺寸见第44页 Optional cap size see page 44

● 直式夹爪紧固插头: TE IP67 Clamping cable plug: TE IP67



| 尺寸 Dimension(mm) | WF16 | WF20 | WF24 | WF28 | WF32 | WF40 | WF48 | WF55 |
|---------------------|-------|--------|--------|-----------|---------|-------|----------------------------|---------|
| øD1 | 21 | 25.6 | 30 | 33.8 | 38.2 | 46.2 | 55.8 | 63 |
| L1 | 52.6 | 61.3 | 67.3 | 67.4 | 88 | 102.9 | 107.7 | 131.6 |
| ød1 | 5-6.5 | 8-10.5 | 8-10.5 | 10.5-12.5 | 15.5-17 | 18-20 | I:18-20 (不标) II:24.5-26 | 24.5-26 |

● 弯式夹爪紧固插头: TU IP65 Angled clamping cable plug: TU IP65

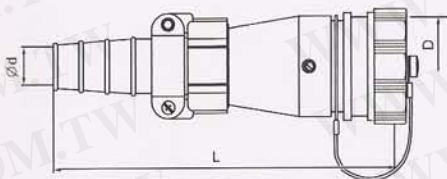


| 尺寸 Dimension(mm) | WF16 | WF20 | WF24 | WF28 | WF32 | WF40 | WF48 | WF55 |
|---------------------|-------|--------|--------|-----------|---------|-------|-------|---------|
| H | 43.2 | 50.3 | 54 | 56.7 | 74.6 | 80 | 98 | 105.2 |
| L2 | 47.5 | 55 | 58.3 | 72 | 82.5 | 91.5 | 98.5 | 109.2 |
| ød2 | 5-6.5 | 8-10.5 | 8-10.5 | 10.5-12.5 | 15.5-17 | 18-20 | 18-20 | 24.5-26 |

勝特力材料 886-3-5753170
 勝特力电子(上海) 86-21-34970699
 勝特力电子(深圳) 86-755-83298787
[Http://www.100y.com.tw](http://www.100y.com.tw)



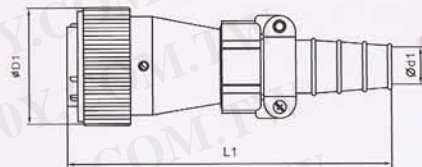
● 直式对接电缆护套插座: ZI IP65 In-line sleeve cable socket: ZI IP65



| 尺寸 Dimension(mm) | WF16 | WF20 | WF24 | WF28 | WF32 | WF40 | WF48 | WF55 |
|---------------------|-------|--------|--------|-----------|---------|-----------|-----------------------------|---------|
| D | M18X1 | M22X1 | M26X1 | M30X1 | M35X1.5 | M44X1.5 | M52X1.5 | M59X1.5 |
| L | 73 | 85.7 | 92 | 101 | 118.6 | 130.2 | 137 | 210.5 |
| ød | 7-8 | 8-10.5 | 8-10.5 | 11.5-13.6 | 13-15.6 | 15.5-18.8 | I:15.5-18.8(不称) II:24-28 | 24-28 |

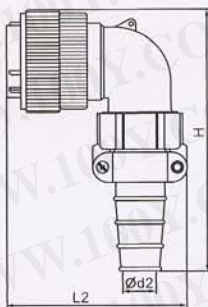
护盖可选购尺寸见第44页 Optional cap size see page 44

● 直式电缆护套插头: TI IP65 Sleeve cable plug: TI IP65



| 尺寸 Dimension(mm) | WF16 | WF20 | WF24 | WF28 | WF32 | WF40 | WF48 | WF55 |
|---------------------|------|--------|--------|-----------|---------|-----------|-----------------------------|-------|
| øD1 | 21 | 25.6 | 30 | 33.8 | 38.2 | 46.2 | 55.8 | 63 |
| L1 | 72.3 | 86.9 | 92.5 | 100.6 | 118.3 | 130.4 | 137.2 | 161.1 |
| ød1 | 7-8 | 8-10.5 | 8-10.5 | 11.5-13.6 | 13-15.6 | 15.5-18.8 | I:15.5-18.8(不称) II:24-28 | 24-28 |

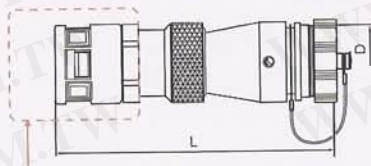
● 弯式电缆护套插头: TV IP65 Angled sleeve cable plug: TV IP65



| 尺寸 Dimension(mm) | WF16 | WF20 | WF24 | WF28 | WF32 | WF40 | WF48 | WF55 |
|---------------------|------|--------|--------|-----------|---------|-----------|-----------|-------|
| H | 60 | 80 | 80 | 93 | 107 | 118 | 127 | 140 |
| L2 | 45.5 | 53 | 56.3 | 70 | 80.5 | 89.5 | 98 | 107.2 |
| ød2 | 7-8 | 8-10.5 | 8-10.5 | 11.5-13.6 | 13-15.6 | 15.5-18.8 | 15.5-18.8 | 24-28 |



● 直式对接塑料软管插座: ZN IP55 In-line plastic hose cable socket: ZN IP55

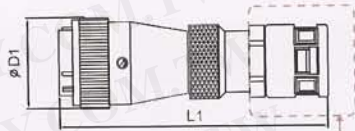


| 尺寸 Dimension (mm) | WF16 | WF20 | WF24 | WF28 | WF32 | WF40 | WF48 | WF55 |
|----------------------|-------|-------|-------|-------|---------|---------|--------------------------|---------|
| D | M18X1 | M22X1 | M26X1 | M30X1 | M35X1.5 | M44X1.5 | M52X1.5 | M59X1.5 |
| L | 80 | 90 | 97 | 104 | 126.7 | 134 | 141 | 160 |
| 接头规格 Adapter size | PG7 | PG11 | PG11 | PG16 | PG21 | PG29 | I: PG29 (不标) II: PG36 | PG36 |
| 管规 Hose size | 1/4" | 3/8" | 3/8" | 1/2" | 3/4" | 1" | I: 1" (不标) II: 1 1/4" | 1 1/4" |

塑料软管接头可选购
Optional plastic hose adapter

护盖可选购尺寸见第44页 Optional cap size see page 44

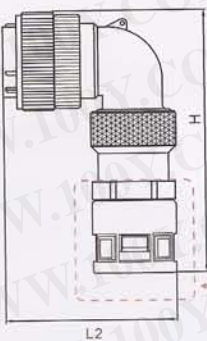
● 直式塑料软管插头: TN IP55 Plastic hose cable plug: TN IP55



| 尺寸 Dimension (mm) | WF16 | WF20 | WF24 | WF28 | WF32 | WF40 | WF48 | WF55 |
|----------------------|------|------|------|------|------|------|--------------------------|--------|
| ∅D1 | 21 | 25.6 | 30 | 33.8 | 38.2 | 46.2 | 55.8 | 63 |
| L1 | 63 | 75 | 60 | 63 | 120 | 132 | 138 | 150 |
| 接头规格 Adapter size | PG7 | PG11 | PG11 | PG16 | PG21 | PG29 | I: PG29 (不标) II: PG36 | PG36 |
| 管规 Hose size | 1/4" | 3/8" | 3/8" | 1/2" | 3/4" | 1" | I: 1" (不标) II: 1 1/4" | 1 1/4" |

塑料软管接头可选购
Optional plastic hose adapter

● 弯式塑料软管插头: TW IP55 Angled plastic hose cable plug: TW IP55



| 尺寸 Dimension (mm) | WF16 | WF20 | WF24 | WF28 | WF32 | WF40 | WF48 | WF55 |
|----------------------|------|------|------|------|------|------|------|--------|
| H | 58 | 78 | 78 | 91 | 105 | 120 | 125 | 132 |
| L2 | 46.5 | 54 | 57.3 | 71 | 81.5 | 90.5 | 98 | 108 |
| 接头规格 Adapter size | PG7 | PG11 | PG11 | PG16 | PG21 | PG29 | PG29 | PG36 |
| 管规 Hose size | 1/4" | 3/8" | 3/8" | 1/2" | 3/4" | 1" | 1" | 1 1/4" |

塑料软管接头可选购
Optional plastic hose adapter



勝特力材料 886-3-5753170
勝特力电子(上海) 86-21-34970699
勝特力电子(深圳) 86-755-83298787
[Http://www.100y.com.tw](http://www.100y.com.tw)


WY系列 IP44-IP67
WY Series IP44-IP67

 勝特力材料 886-3-5753170
 勝特力电子(上海) 86-21-34970699
 勝特力电子(深圳) 86-755-83298787
[Http://www.100y.com.tw](http://www.100y.com.tw)
型号标志代号 Part number system


●注: 连接器根据接触对数量, 其每一对的额定电流按下表规定的下降计算。

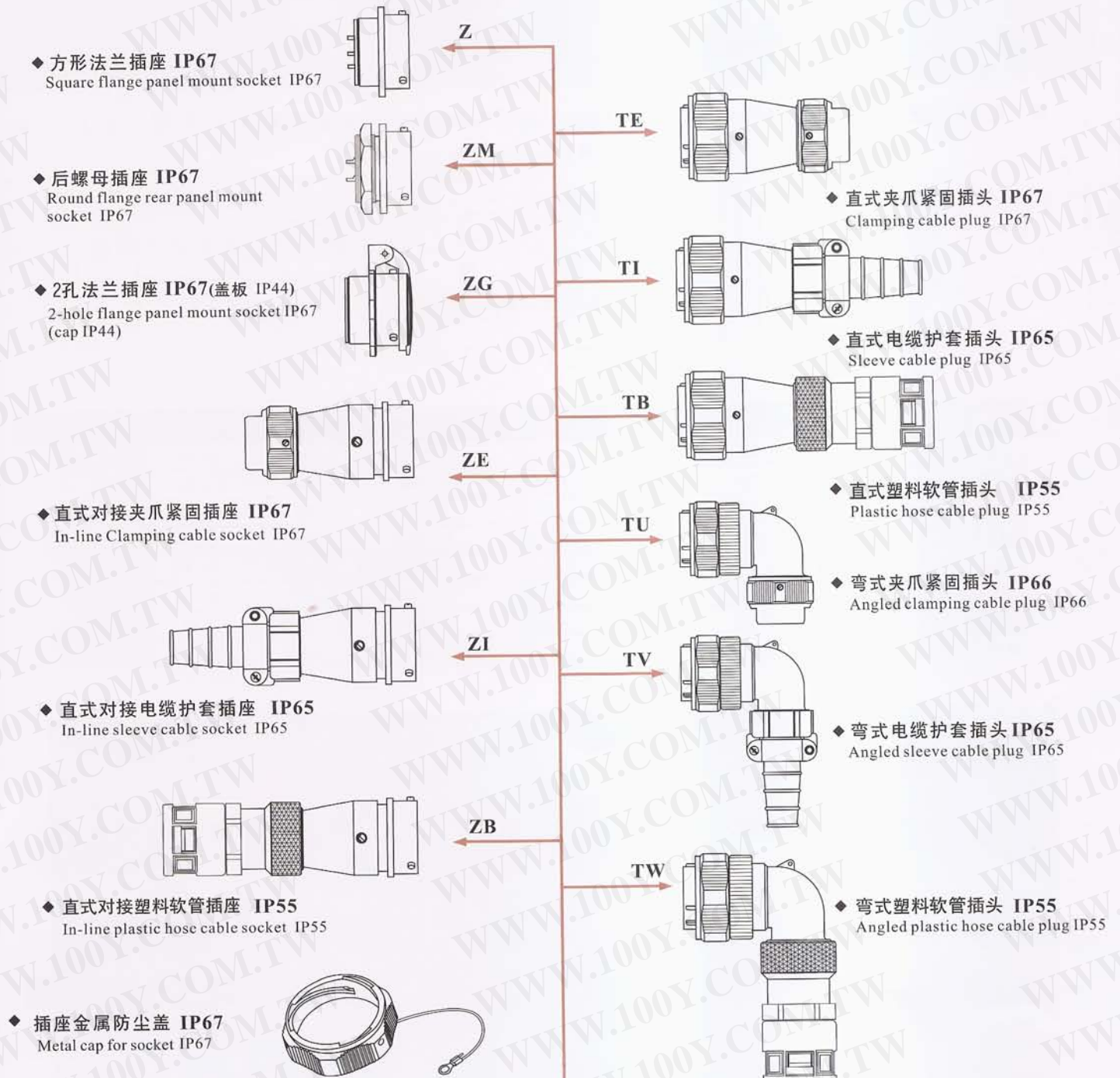
Remarks: according to the quantity of pair connectors, rated current of the connectors descends as follow.

| 接触对芯数 Number of pins connector | 1-3 | 4-10 | 11-20 | 21-30 | 31-40 | 41-50 | 51以上 |
|-----------------------------------|-----|------|-------|-------|-------|-------|------|
| 下降率 Descend rate | 0 | 10 | 20 | 30 | 40 | 50 | 60 |

材料和技术参数 Material and spec

| | | | |
|-------|-------------------|---|--|
| 接插方式 | Coupling | 卡扣连接 | Bayonet |
| 外壳 | Shell | 锌基合金(镀铬) | Zinc alloy with chrome plating |
| 绝缘体 | Insert material | 热塑塑料 PPS 耐高温 260°C | PPS Temperature 260°C |
| 接触件材料 | Contact material | 铜 镀金 | Brass with gold plating |
| 接线方式 | Termination | $\phi 1-\phi 3.5\text{mm}$ 焊接, $\phi 5.5-\phi 10\text{mm}$ 压接 | $\phi 1-\phi 3.5\text{mm}$ Solder, $\phi 5.5-\phi 10\text{mm}$ screw |
| 接插次数 | Mating cycle | >500次 | >500 |
| 温度范围 | Temperature range | -25°C~+85°C | |

● WY 系列配套表 WY Mating diagram

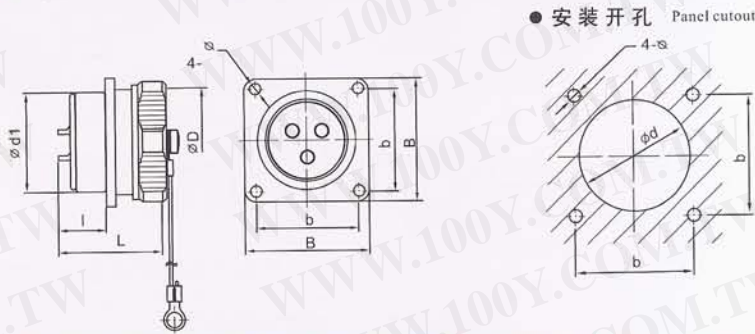


★ 防护等级的标注是接插后或加护盖后的最低防护等级
 IP rating marked is for after mated or with cap.

插头与插座可以是针或孔, 芯数排列及技术特性表在 P45~P46
 Each side can be male or female contact, contact arrangement and spec see P45~P46



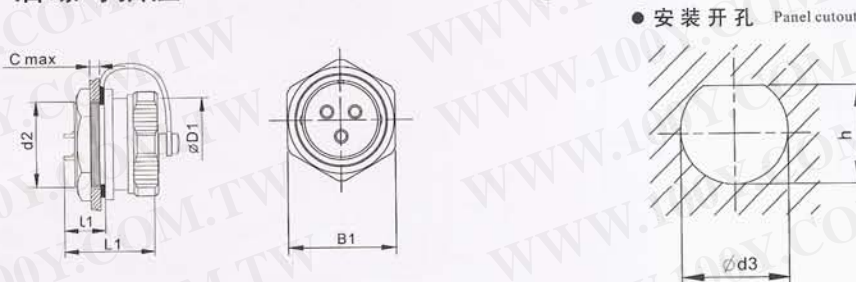
● 方形法兰插座: Z IP67 Square flange panel mount socket : Z IP67



★芯数排列及技术特性表在 P45~P46
 Contact arrangement and spec see P45~P46

| 尺寸 Dimension(mm) | WY16 | WY20 | WY24 | WY28 | WY32 | WY40 | WY48 | WY55 |
|---------------------|------|------|------|------|------|------|------|------|
| Ød1 | 16 | 20 | 24 | 28 | 32 | 40 | 48 | 55 |
| ØD | 18 | 22 | 26 | 30 | 35 | 44 | 52 | 59 |
| l | 13 | 14 | 15 | 15 | 18.1 | 20.5 | 20.5 | 20.5 |
| L | 26 | 28 | 28 | 28 | 38.2 | 39.7 | 39.7 | 39.7 |
| b | 20 | 22 | 26 | 30 | 32 | 40 | 48 | 52 |
| B | 26 | 29 | 32 | 36 | 42 | 50 | 58 | 64 |
| Ød | 16.5 | 20.5 | 24.5 | 28.5 | 32.5 | 40.5 | 48.5 | 55.5 |
| Ø | 3.5 | 3.5 | 3.5 | 3.5 | 3.5 | 4.5 | 4.5 | 4.5 |

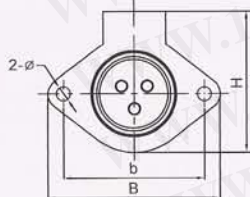
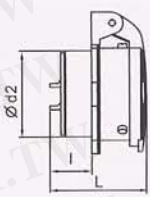
● 后螺母插座: ZM IP67 Round flange rear panel mount socket : ZM IP67



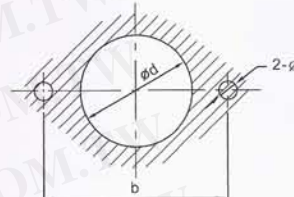
| 尺寸 Dimension(mm) | WY16 | WY20 | WY24 | WY28 |
|---------------------|-------|-------|-------|-------|
| d2 | M16X1 | M20X1 | M24X1 | M28X1 |
| ØD1 | 18 | 22 | 26 | 30 |
| C | 5 | 5 | 5 | 5 |
| L1 | 10 | 10 | 10 | 10 |
| L1 | 26 | 28 | 28 | 28 |
| B1 | 21 | 25 | 29 | 33 |
| Ød3 | 16.5 | 20.5 | 24.5 | 28.5 |
| h | 15.4 | 19.4 | 23.2 | 26.9 |



● 2孔法兰插座: ZG IP67(盖板 IP44) 2-hole flange panel mount socket : ZG IP67(cap IP44)



● 安装开孔 Panel cutout



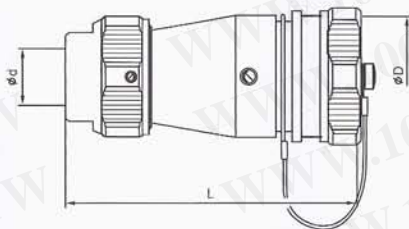
勝特力材料 886-3-5753170
 勝特力电子(上海) 86-21-34970699
 勝特力电子(深圳) 86-755-83298787
[Http://www.100y.com.tw](http://www.100y.com.tw)

| 尺寸 Dimension(mm) | WY16 | WY20 | WY24 | WY28 | WY32 | WY40 | WY48 | WY55 |
|---------------------|------|------|------|------|------|------|------|------|
| $\phi d2$ | 16 | 20 | 24 | 28 | 32 | 40 | 48 | 55 |
| ϕd | 16.5 | 20.5 | 24.5 | 28.5 | 32.5 | 40.5 | 48.5 | 55.5 |
| l | 13 | 14 | 15 | 15 | 18.1 | 20.5 | 20.5 | 20.5 |
| L | 30 | 32.3 | 32.3 | 32.3 | 42.2 | 42.2 | 42.2 | 43.2 |
| b | 30 | 35 | 40 | 45 | 55 | 65 | 80 | 85 |
| B | 38 | 44 | 50 | 55 | 67 | 77 | 92 | 98 |
| H | 32.5 | 33.5 | 40.5 | 45.5 | 52.5 | 63.5 | 74.5 | 80 |
| ϕ | 3.5 | 4.5 | 4.5 | 4.5 | 5.5 | 5.5 | 5.5 | 6.5 |





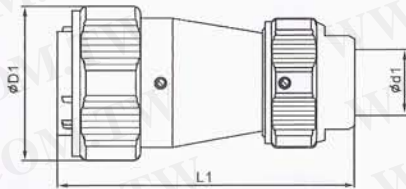
- 直式对接夹爪紧固插座: ZE IP67 In-line Clamping cable socket : ZE IP67



| 尺寸 Dimension(mm) | WY16 | WY20 | WY24 | WY28 | WY32 | WY40 | WY48 | WY55 |
|---------------------|-------|--------|--------|-----------|---------|-------|----------------------------|------|
| øD | 18 | 22 | 26 | 30 | 35 | 44 | 52 | 59 |
| L | 53.6 | 61 | 67.6 | 68.2 | 90.4 | 103.6 | 108 | 131 |
| ød | 5-6.5 | 8-10.5 | 8-10.5 | 10.5-12.5 | 15.5-17 | 18-20 | I:18-20 (不标) II:24.5-26 | 24.5 |

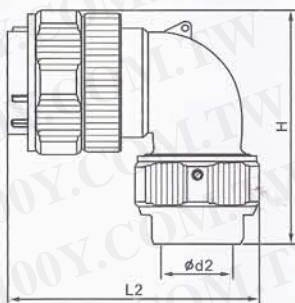
护盖可订购尺寸见第44页 Optional cap size see page 44

- 直式夹爪紧固插头: TE IP67 Clamping cable plug : TE IP67



| 尺寸 Dimension(mm) | WY16 | WY20 | WY24 | WY28 | WY32 | WY40 | WY48 | WY55 |
|---------------------|-------|--------|--------|-----------|---------|-------|----------------------------|------|
| øD1 | 25 | 30 | 34 | 38.5 | 44.5 | 54 | 62 | 68 |
| L1 | 52.6 | 61.3 | 67.3 | 67.4 | 88 | 102.9 | 107.7 | 131 |
| ød1 | 5-6.5 | 8-10.5 | 8-10.5 | 10.5-12.5 | 15.5-17 | 18-20 | I:18-20 (不标) II:24.5-26 | 24.5 |

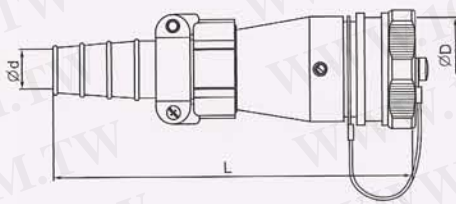
- 弯式夹爪紧固插头: TU IP66 Angled clamping cable plug : TU IP66



| 尺寸 Dimension(mm) | WY16 | WY20 | WY24 | WY28 | WY32 | WY40 | WY48 | WY55 |
|---------------------|-------|--------|--------|-----------|---------|-------|-------|------|
| H | 43.2 | 50.3 | 54 | 56.7 | 74.6 | 80 | 98 | 105 |
| L2 | 47.5 | 55 | 58.3 | 72 | 82.5 | 91.5 | 98.5 | 109 |
| ød2 | 5-6.5 | 8-10.5 | 8-10.5 | 10.5-12.5 | 15.5-17 | 18-20 | 18-20 | 24.5 |



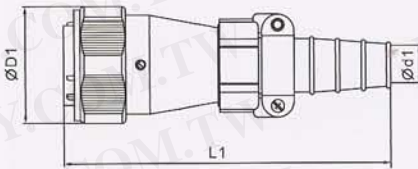
● 直式对接电缆护套插座: ZI IP65 In-line sleeve cable socket : ZI IP65



| 尺寸 Dimension(mm) | WY16 | WY20 | WY24 | WY28 | WY32 | WY40 | WY48 | WY55 |
|---------------------|------|--------|--------|-----------|---------|-----------|-----------------------------|-------|
| ØD | 18 | 22 | 26 | 30 | 35 | 44 | 52 | 59 |
| L | 73 | 85.7 | 92 | 101 | 118.6 | 130.2 | 137 | 210.5 |
| Ød | 7-8 | 8-10.5 | 8-10.5 | 11.5-13.6 | 13-15.6 | 15.5-18.8 | I:15.5-18.8(不标) II:24-28 | 24-28 |

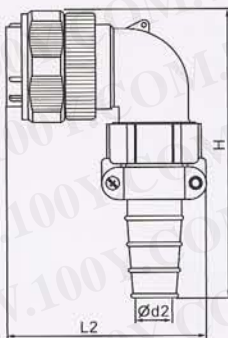
护盖可选购尺寸见第44页 Optional cap size see page 44

● 直式电缆护套插头 : TI IP65 Sleeve cable plug : TI IP65



| 尺寸 Dimension(mm) | WY16 | WY20 | WY24 | WY28 | WY32 | WY40 | WY48 | WY55 |
|---------------------|------|--------|--------|-----------|---------|-----------|-----------------------------|-------|
| ØD1 | 25 | 30 | 34 | 38.5 | 44.5 | 54 | 62 | 68.5 |
| L1 | 72.3 | 86.9 | 92.5 | 100.6 | 118.3 | 130.4 | 137.2 | 161.1 |
| Ød1 | 7-8 | 8-10.5 | 8-10.5 | 11.5-13.6 | 13-15.6 | 15.5-18.8 | I:15.5-18.8(不标) II:24-28 | 24-28 |

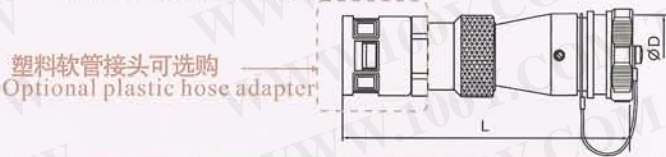
● 弯式电缆护套插头: TV IP65 Angled sleeve cable plug: TV IP65



| 尺寸 Dimension(mm) | WY16 | WY20 | WY24 | WY28 | WY32 | WY40 | WY48 | WY55 |
|---------------------|------|--------|--------|-----------|---------|-----------|-----------|-------|
| H | 60 | 80 | 80 | 93 | 107 | 118 | 127 | 140 |
| L2 | 45.5 | 53 | 56.3 | 70 | 80.5 | 89.5 | 98 | 107.2 |
| Ød2 | 7-8 | 8-10.5 | 8-10.5 | 11.5-13.6 | 13-15.6 | 15.5-18.8 | 15.5-18.8 | 24-28 |



● 直式对接塑料软管插座: ZB IP55 In-line plastic hose cable socket: ZB IP55

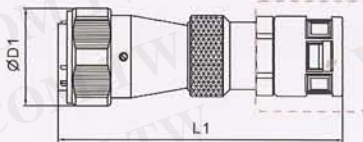


塑料软管接头可选购
Optional plastic hose adapter

| 尺寸 Dimension(mm) | WY16 | WY20 | WY24 | WY28 | WY32 | WY40 | WY48 | WY55 |
|----------------------|------|------|------|-------|-------|-------|--------------------------|--------|
| Ø D | 18 | 22 | 26 | 30 | 35 | 44 | 52 | 59 |
| L | 78 | 89.3 | 95.7 | 102.3 | 122.9 | 133.4 | 138.8 | 155 |
| 接头规格 Adapter size | PG7 | PG11 | PG11 | PG16 | PG21 | PG29 | I: PG29 (不标) II: PG36 | PG36 |
| 管规 Hose size | 1/4" | 3/8" | 3/8" | 1/2" | 3/4" | 1" | I: 1" (不标) II: 1 1/4" | 1 1/4" |

护盖可选购尺寸见第44页 Optional cap size see page 44

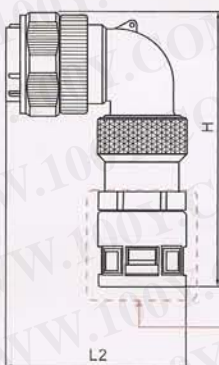
● 直式塑料软管插头: TB IP55 Plastic hose cable plug: TB IP55



塑料软管接头可选购
Optional plastic hose adapter


| 尺寸 Dimension(mm) | WY16 | WY20 | WY24 | WY28 | WY32 | WY40 | WY48 | WY55 |
|----------------------|------|------|------|-------|-------|-------|--------------------------|--------|
| ØD1 | 25 | 30 | 34 | 38.5 | 44.5 | 54 | 62 | 68.5 |
| L1 | 76.7 | 90.1 | 94.6 | 101.7 | 119.5 | 133.4 | 140 | 157 |
| 接头规格 Adapter size | PG7 | PG11 | PG11 | PG16 | PG21 | PG29 | I: PG29 (不标) II: PG36 | PG36 |
| 管规 Hose size | 1/4" | 3/8" | 3/8" | 1/2" | 3/4" | 1" | I: 1" (不标) II: 1 1/4" | 1 1/4" |

● 弯式塑料软管插头: TW IP55 Angled plastic hose cable plug: TW IP55



| 尺寸 Dimension(mm) | WY16 | WY20 | WY24 | WY28 | WY32 | WY40 | WY48 | WY55 |
|----------------------|------|------|------|------|------|------|------|--------|
| H | 58 | 78 | 78 | 91 | 105 | 120 | 125 | 132 |
| L2 | 46.5 | 54 | 57.3 | 71 | 81.5 | 90.5 | 98 | 108 |
| 接头规格 Adapter size | PG7 | PG11 | PG11 | PG16 | PG21 | PG29 | PG29 | PG36 |
| 管规 Hose size | 1/4" | 3/8" | 3/8" | 1/2" | 3/4" | 1" | 1" | 1 1/4" |

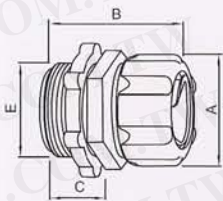
塑料软管接头可选购
Optional plastic hose adapter



勝特力材料 886-3-5753170
勝特力电子(上海) 86-21-34970699
勝特力电子(深圳) 86-755-83298787
[Http://www.100y.com.tw](http://www.100y.com.tw)

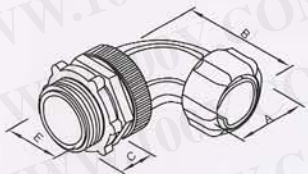


● 直式金属软管接头 Metal hose adapter



| 尺寸 Dimension(mm) | Part No. 型号 | WAB-16 | WAB-20 | WAB-24 | WAB-30 | WAB-36 | WAB-45 |
|---------------------|-------------|---------|---------|---------|--------|--------|--------|
| A | | 19.6 | 24.8 | 29.1 | 35.7 | 41.8 | 52 |
| B | | 26.7 | 33.3 | 37 | 37.9 | 41.5 | 43.1 |
| C | | 9 | 14 | 15 | 16 | 17 | 18 |
| E | | 16 | 20 | 24 | 30 | 36 | 45 |
| 管规 size | | — | 3/8" | 1/2" | 3/4" | 1" | — |
| 螺纹 Thread | | M16X1.5 | M20X1.5 | M24X1.5 | M30X2 | M36X2 | M45X2 |


● 弯式金属软管接头 Angled metal hose adapter



| 尺寸 Dimension(mm) | Part No. 型号 | WAL-20 | WAL-24 | WAL-30 | WAL-36 | WAL-45 |
|---------------------|-------------|---------|---------|--------|--------|--------|
| A | | 24.8 | 29.1 | 35.7 | 41.8 | 52 |
| B | | 48.5 | 53 | 59 | 70 | 91.5 |
| C | | 14 | 15 | 16 | 17 | 18 |
| E | | 20 | 24 | 30 | 36 | 45 |
| 管规 size | | 3/8" | 1/2" | 3/4" | 1" | — |
| 螺纹 Thread | | M20X1.5 | M24X1.5 | M30X2 | M36X2 | M45X2 |

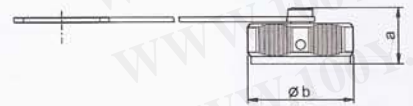
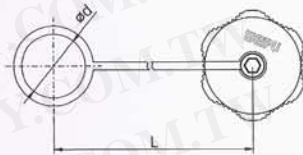
胜特力材料 886-3-5753170
 胜特力电子(上海) 86-21-34970699
 胜特力电子(深圳) 86-755-83298787
[Http://www.100y.com.tw](http://www.100y.com.tw)

● 电缆护套 PVC cable protection sleeve



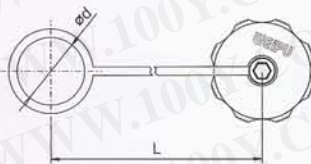
| 尺寸 Dimension(mm) | WS16 | WS20 | WS24 | WS28 | WS32 | WS40 | WS48 | WS55 |
|---------------------|------|------|------|------|------|------|------|------|
| D | 11.5 | 16.5 | 16.5 | 19 | 25 | 30 | 30 | 36 |
| L | 30 | 38 | 38 | 38 | 51 | 53 | 53 | 59 |
| d | 6 | 6 | 6 | 7 | 13 | 17.8 | 17.8 | 23 |

● WY 直式对接插座护盖 IP67 In-line socket cap for WY series IP67



| 尺寸 Dimension(mm) | WY16 | WY20 | WY24 | WY28 | WY32 | WY40 | WY48 | WY55 |
|---------------------|------|------|------|------|------|------|------|------|
| a | 13.5 | 14.5 | 14.5 | 14.5 | 17 | 17 | 17 | 17 |
| øb | 20 | 29.5 | 34 | 38.5 | 44 | 54 | 62 | 68.5 |
| ød | 16 | 20 | 24 | 28 | 32 | 40 | 48 | 55 |
| L | 55 | 60 | 65 | 70 | 90 | 100 | 110 | 120 |

● WS. WF直式对接插座护盖 In-line socket cap for WS. WF series



| 尺寸 Dimension(mm) | WS/WF16 | WS/WF20 | WS/WF24 | WS/WF28 | WS/WF32 | WS/WF40 | WS/WF48 | WS/WF55 |
|---------------------|---------|---------|---------|---------|---------|---------|---------|---------|
| a | 14 | 14.5 | 14.5 | 14.5 | 20 | 20 | 20 | 20 |
| øb | 21 | 26 | 29.5 | 34 | 39 | 48 | 55.5 | 62.5 |
| ød | 16 | 20 | 24 | 28 | 32 | 40 | 48 | 55 |
| L | 55 | 60 | 65 | 70 | 90 | 100 | 110 | 120 |

| WS16、WF16、WY16 | 2 | 3 | 4 | 5 | 7 | 9 |
|--|--------|--------|-------|-------|-------|-------|
| 插针绝缘体正面图 Male contact face view | | | | | | |
| 额定电流A Rated current (A) | 10A | 10A | 5A | 5A | 5A | 5A |
| 接触件直径 Contact diameter | ∅1.5X2 | ∅1.5X3 | ∅1X4 | ∅1X5 | ∅1X7 | ∅1X9 |
| 工作电压(AC.V) Rated voltage (AC.V) | 500V | 500V | 500V | 500V | 400V | 400V |
| 耐压(AC.V) 1 min Test voltage(AC.V) 1 min | 1500V | 1500V | 1500V | 1500V | 1200V | 1200V |
| 接触电阻 mΩ Contact resistance mΩ | 2.5 | 2.5 | 5 | 5 | 5 | 5 |
| 绝缘电阻 MΩ Insulation resistance MΩ | 2000 | 2000 | 2000 | 2000 | 2000 | 2000 |

| WS20、WF20、WY20 | 2 | 3 | 4 | 5 | 7 | 9 | 12 |
|--|--------|--------|--------|--------|--------|-------|-------|
| 插针绝缘体正面图 Male contact face view | | | | | | | |
| 额定电流A Rated current (A) | 25A | 25A | 25A | 10A | 10A | 5A | 5A |
| 接触件直径 Contact diameter | ∅2.5X2 | ∅2.5X3 | ∅2.5X4 | ∅1.5X5 | ∅1.5X7 | ∅1X9 | ∅1X12 |
| 工作电压(AC.V) Rated voltage (AC.V) | 500V | 500V | 500V | 500V | 500V | 500V | 400V |
| 耐压(AC.V) 1 min Test voltage(AC.V) 1 min | 1500V | 1500V | 1500V | 1500V | 1500V | 1500V | 1200V |
| 接触电阻 mΩ Contact resistance mΩ | 1 | 1 | 1 | 2.5 | 2.5 | 5 | 5 |
| 绝缘电阻 MΩ Insulation resistance MΩ | 2000 | 2000 | 2000 | 2000 | 2000 | 2000 | 2000 |

| WS24、WF24、WY24 | 2 | 3 | 4 | 10 | 12 | 19 |
|--|--------|--------|--------|---------|---------|-------|
| 插针绝缘体正面图 Male contact face view | | | | | | |
| 额定电流A Rated current (A) | 25A | 25A | 25A | 10A | 10A | 5A |
| 接触件直径 Contact diameter | ∅2.5X2 | ∅2.5X3 | ∅2.5X4 | ∅1.5X10 | ∅1.5X12 | ∅1X19 |
| 工作电压(AC.V) Rated voltage (AC.V) | 500V | 500V | 500V | 500V | 500V | 500V |
| 耐压(AC.V) 1 min Test voltage(AC.V) 1 min | 1500V | 1500V | 1500V | 1500V | 1500V | 1500V |
| 接触电阻 mΩ Contact resistance mΩ | 1 | 1 | 1 | 2.5 | 2.5 | 5 |
| 绝缘电阻 MΩ Insulation resistance MΩ | 2000 | 2000 | 2000 | 2000 | 2000 | 2000 |

| WS28、WF28、WY28 | 2 | 3 | 4 | 7 | 12 | 16 | 17 | 20 | 24 | 26 |
|--|--------|--------|--------|--------|---------|---------|---------|-------|-------|-------|
| 插针绝缘体正面图 Male contact face view | | | | | | | | | | |
| 额定电流A Rated current (A) | 25A | 50A | 25A | 25A | 10A | 10A | 10A | 5A | 5A | 5A |
| 接触件直径 Contact diameter | ∅2.5X2 | ∅3.5X3 | ∅2.5X4 | ∅2.5X7 | ∅1.5X12 | ∅1.5X16 | ∅1.5X17 | ∅1X20 | ∅1X24 | ∅1X26 |
| 工作电压(AC.V) Rated voltage (AC.V) | 500V | 500V | 500V | 500V | 500V | 500V | 500V | 400V | 400V | 400V |
| 耐压(AC.V) 1 min Test voltage(AC.V) 1 min | 2000V | 1500V | 1500V | 1500V | 1500V | 1500V | 1500V | 1200V | 1200V | 1200V |
| 接触电阻 mΩ Contact resistance mΩ | 1 | 0.5 | 1 | 1 | 2.5 | 2.5 | 2.5 | 5 | 5 | 5 |
| 绝缘电阻 MΩ Insulation resistance MΩ | 2000 | 2000 | 2000 | 2000 | 2000 | 2000 | 2000 | 2000 | 2000 | 2000 |

| WS32、WF32、WY32 | 4 | 6 | 8 | 10 | 10B | 11 | 13 | 19 |
|--|---------|--------------------|--------------------|--------------------|----------|----------|--------------------|----------|
| 插针绝缘体正面图 Male contact face view | | | | | | | | |
| 额定电流A Rated current (A) | 50A | 10A、25A | 10A、25A | 10A、25A | 25A | 25A | 10A、25A | 10A |
| 接触件直径 Contact diameter | ∅ 3.5X4 | ∅ 1.5X2 ∅ 3.5X4 | ∅ 1.5X5 ∅ 3.5X3 | ∅ 1.5X5 ∅ 2.5X5 | ∅ 2.5X10 | ∅ 2.5X11 | ∅ 1.5X9 ∅ 2.5X4 | ∅ 1.5X19 |
| 工作电压 (AC.V) Rated voltage (AC.V) | 500V | 500V | 500V | 500V | 500V | 500V | 500V | 500V |
| 耐压 (AC.V) 1 min Test voltage (AC.V) 1 min | 1500V | 1500V | 1500V | 1500V | 1500V | 1500V | 1500V | 1500V |
| 接触电阻 mΩ Contact resistance mΩ | 0.5 | 2.5、0.5 | 2.5、0.5 | 2.5、1 | 1 | 1 | 2.5、1 | 2.5 |
| 绝缘电阻 MΩ Insulation resistance MΩ | 2000 | 2000 | 2000 | 2000 | 2000 | 2000 | 2000 | 2000 |

| WS40、WF40、WY40 | 5 | 9 | 15 | 26 | 31 |
|--|---------|--------------------|----------|---------------------|----------|
| 插针绝缘体正面图 Male contact face view | | | | | |
| 额定电流A Rated current (A) | 50A | 25A、50A | 10A | 10A、25A | 10A |
| 接触件直径 Contact diameter | ∅ 3.5X5 | ∅ 2.5X5 ∅ 3.5X4 | ∅ 1.5X15 | ∅ 1.5X22 ∅ 2.5X4 | ∅ 1.5X31 |
| 工作电压 (AC.V) Rated voltage (AC.V) | 500V | 500V | 500V | 500V | 500V |
| 耐压 (AC.V) 1 min Test voltage (AC.V) 1 min | 1500V | 1500V | 1500V | 1500V | 1500V |
| 接触电阻 mΩ Contact resistance mΩ | 0.5 | 1、0.5 | 2.5 | 2.5、1 | 2.5 |
| 绝缘电阻 MΩ Insulation resistance MΩ | 2000 | 2000 | 2000 | 2000 | 2000 |

| WS48、WF48、WY48 | 5 | 7 | 20 | 27 | 38 | 42 |
|--|---------|---------|----------|---------------------|---------------------|----------|
| 插针绝缘体正面图 Male contact face view | | | | | | |
| 额定电流A Rated current (A) | 100A | 50A | 25A | 10A、25A | 10A、25A | 10A |
| 接触件直径 Contact diameter | ∅ 5.5X5 | ∅ 3.5X7 | ∅ 2.5X20 | ∅ 1.5X26 ∅ 2.5X1 | ∅ 1.5X33 ∅ 2.5X5 | ∅ 1.5X42 |
| 工作电压 (AC.V) Rated voltage (AC.V) | 500V | 500V | 500V | 500V | 500V | 500V |
| 耐压 (AC.V) 1 min Test voltage (AC.V) 1 min | 1500V | 1500V | 1500V | 1500V | 1500V | 1500V |
| 接触电阻 mΩ Contact resistance mΩ | 0.3 | 0.5 | 1 | 2.5、1 | 2.5、1 | 2.5 |
| 绝缘电阻 MΩ Insulation resistance MΩ | 2000 | 2000 | 2000 | 2000 | 2000 | 2000 |

| WS55、WF55、WY55 | 4 | 7 | 40 | 53 | 61 |
|--|-------------------|--------------------|----------------------|---------------------|----------|
| 插针绝缘体正面图 Male contact face view | | | | | |
| 额定电流A Rated current (A) | 50A、200A | 50A、100A | 10A、25A | 10A、25A | 10A |
| 接触件直径 Contact diameter | ∅ 3.5X1 ∅ 10X3 | ∅ 3.5X1 ∅ 5.5X6 | ∅ 1.5X25 ∅ 2.5X15 | ∅ 1.5X48 ∅ 2.5X5 | ∅ 1.5X61 |
| 工作电压 (AC.V) Rated voltage (AC.V) | 500V | 500V | 500V | 500V | 500V |
| 耐压 (AC.V) 1 min Test voltage (AC.V) 1 min | 1500V | 1500V | 1500V | 1500V | 1500V |
| 接触电阻 mΩ Contact resistance mΩ | 0.5、0.2 | 0.5、0.3 | 2.5、1 | 2.5、1 | 2.5 |
| 绝缘电阻 MΩ Insulation resistance MΩ | 2000 | 2000 | 2000 | 2000 | 2000 |

勝特力材料 886-3-5753170
 勝特力电子(上海) 86-21-34970699
 勝特力电子(深圳) 86-755-83298787
[Http://www.100y.com.tw](http://www.100y.com.tw)