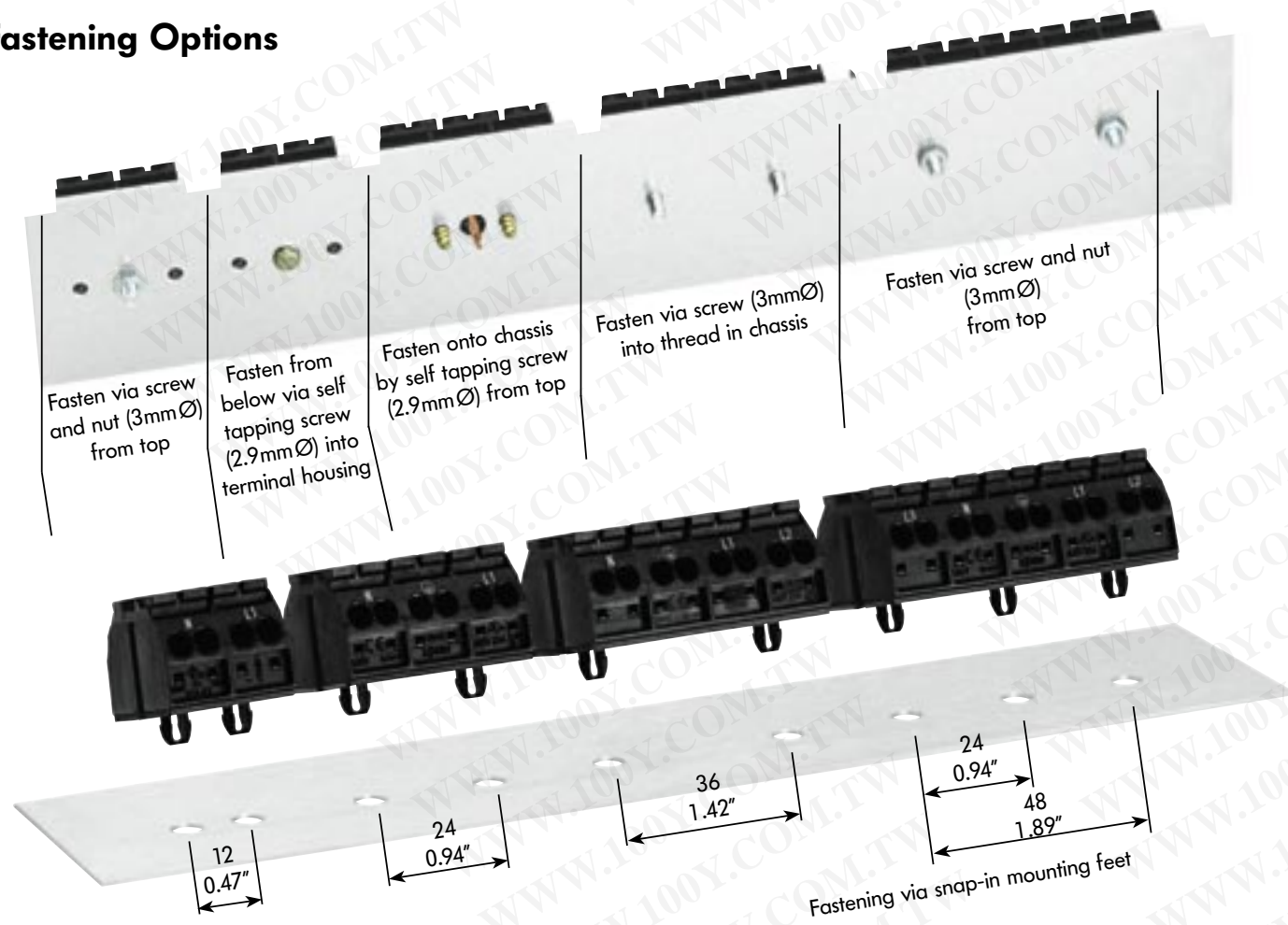
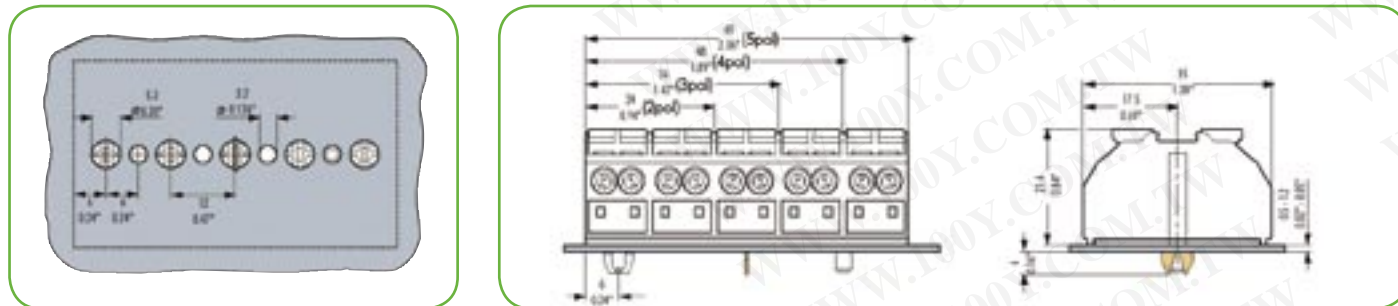
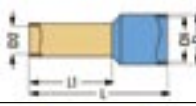
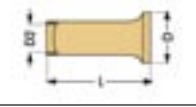





Fastening Options



Dimensions (mm)



Ferrules		Sleeve for mm ²	AWG	Color	Stripped length mm	L	L1	D mm	D	D2	Item No.	Pack.-unit pcs	
	Insulated ferrules	0.5	22	white	12.0	16.0	10.0	3.1	2.6	1.0	216-241	1000	
		0.75	20	grey	12.0	16.0	10.0	3.3	2.8	1.2	216-242	1000	
		1.0	18	red	12.0	16.0	10.0	3.5	3.0	1.4	216-243	1000	
		1.5	16	black	12.0	16.0	10.0	4.0	3.5	1.7	216-244	1000	
	Uninsulated ferrules	0.5	22		10	10		2.1		1.0	216-141	1000	
		0.75	20		10	10		2.3		1.2	216-142	1000	
		1.0	18		10	10		2.5		1.4	216-143	1000	
		1.5	16		10	10		2.8		1.7	216-144	1000	
Tools													
	Crimp Tool			Stripper / Cutter									
	206-204			206-101									
	0.25 - 4 mm ²			0.5 - 6 mm ²									
	AWG 24 - 12			AWG 28 - 8									



862 Series

Terminal Blocks for Chassis Mounting

勝特力材料 886-3-5753170
 勝特力电子(上海) 86-21-34970699
 勝特力电子(深圳) 86-755-83298787
[Http://www.100y.com.tw](http://www.100y.com.tw)



862 Series - Terminal Block for Chassis Mounting





4 x 0.5 – 4 mm ² 500 V/6 kV/2 32 A	4 x AWG 20 –12 300 V, 20 A 600 V, 5 A	4 x 0.5 – 4 mm ² 500 V/6 kV/2 32 A	4 x AWG 20 –12 300 V, 20 A 600 V, 5 A
10 – 11 mm / 0.41 in		10 – 11 mm / 0.41 in	



Available in black and white

2 poles / 8 connection points

3 poles / 12 connection points

without ground/earth contact	with ground/earth contact	Item No. black	Item No. white	Pack.-unit pcs	Item No. black	Item No. white	Pack.-unit pcs
for fastening screw 3 mm / 0.118 in Ø or for self tapping screw 2.9 mm / 0.114 in Ø from top							
without marking							
		862-0552	862-0652	500			
	L1-N (pre-marked)	862-1552	862-1652	500			
	N-L1 (pre-marked)	862-2552	862-2652	500			
for self tapping screw 2.9 mm / 0.114 mm Ø from below							
without marking							
		862-0562	862-0662	500			
	L1-N (pre-marked)	862-1562	862-1662	500			
	N-L1 (pre-marked)	862-2562	862-2662	500			
1 snap-in foot per pole							
without marking							
		862-0532	862-0632	500			
	L1-N (pre-marked)	862-1532	862-1632	500			
	N-L1 (pre-marked)	862-2532	862-2632	500			
for fastening screw 3 mm / 0.008 in Ø or for self tapping screw 2.9 mm / 0.114 in Ø from top							
without marking							
					862-0503	862-0603	250
	PE-N-L1 (pre-marked)				862-1503	862-1603	250
	N-PE-L1 (pre-marked)				862-2503	862-2603	250
	N-PE-L1 (pre-marked)		N-PE-L1 (pre-marked)		862-8503	862-8603	250
	PE-N-L1 (pre-marked)		PE-N-L1 (pre-marked)		862-9503	862-9603	250
1 snap-in foot per pole							
without marking							
					862-0533	862-0633	250
	PE-N-L1 (pre-marked)				862-1533	862-1633	250
	N-PE-L1 (pre-marked)				862-2533	862-2633	250
	N-PE-L1 (pre-marked)		N-PE-L1 (pre-marked)		862-8533	862-8633	250
	PE-N-L1 (pre-marked)		PE-N-L1 (pre-marked)		862-9533	862-9633	250
snap-in feet at pos. 1+3							
without marking							
					862-0593	862-0693	250
	PE-N-L1 (pre-marked)				862-1593	862-1693	250
	N-PE-L1 (pre-marked)				862-2593	862-2693	250
	N-PE-L1 (pre-marked)		N-PE-L1 (pre-marked)		862-8593	862-8693	250
	PE-N-L1 (pre-marked)		PE-N-L1 (pre-marked)		862-9593	862-9693	250
Accessories							
Comb-type jumper bar , can easily be inserted into the wire entry, 32 A		Test plug , with cable 500 mm / 1'77"		Test plug , with cable 500 mm / 1'77"			
	862-482 5		2 mm / 0.079 in Ø, red		2.3 mm / 0.091 in Ø, yellow		50 (5 x 10)
Screwdriver , with partially insulated shaft (3.5 x 0.5) mm (.14 x .0025) in	210-620 1	Marker strip , white, plain for central marking; 7.5 mm wide, on roll, 50 m long		Marker strip , white, plain for central marking; 7.5 mm wide, on roll, 300 m long			
			709-178 1				709-188 1

Cost-effective features:

The new 862 Series chassis mount terminal block was developed specifically to minimize wiring costs, while accommodating requirements for easy mounting, multiple connection points, marking, and handling.

- The new 862 Series allows the connection of up to four conductors from wire size 20 to 12 AWG. Due to the multiple connection points per pole, different wire sizes can be used within the same terminal block position.
- The CAGE CLAMP[®]S termination technology allows solid conductors, stranded conductors with ferrules, or ultrasonically bonded conductors to be easily connected by simply pushing the conductor into the contact.
- An integrated push button, with molded-in slots, accommodates fast and easy wiring of all conductor types - either by hand, or with a slotted tip/phillips screwdriver.
- Convenient automatic grounding contact available as an option (see page 3 for illustration).
- Snap-in mounting feet for fast assembly (see back page for illustration).
- Flexible marking options with standard marking (pre-marked), marker strip, or custom marked per your specifications with large quantity orders.
- Built-in test points simplify testing with 2 mm / 0.079 in diameter test plug.

4 x 0.5 – 4 mm ² 500 V/6 kV/2 32 A	4 x AWG 20 –12 300 V, 20 A 600 V, 5 A	4 x 0.5 – 4 mm ² 500 V/6 kV/2 32 A	4 x AWG 20 –12 300 V, 20 A 600 V, 5 A
10 – 11 mm / 0.41 in		10 – 11 mm / 0.41 in	



Available in black and white

4 poles / 16 connection points

5 poles / 20 connection points

without ground/earth contact	with ground/earth contact	Item No. black	Item No. white	Pack.-unit pcs	Item No. black	Item No. white	Pack.-unit pcs
for fastening screw 3 mm Ø or for self tapping screw 2.9 mm Ø from top							
without marking							
		862-0504	862-0604	200			
	PE-N-L1-L2 (pre-marked)	862-1504	862-1604	200			
	N-PE-L1-L2 (pre-marked)	862-2504	862-2604	200			
	N-PE-L1-L2 (pre-marked)	862-8504	862-8604	200			
	PE-N-L1-L2 (pre-marked)	862-9504	862-9604	200			
1 snap-in foot per pole							
without marking							
		862-0534	862-0634	200			
	PE-N-L1-L2 (pre-marked)	862-1534	862-1634	200			
	N-PE-L1-L2 (pre-marked)	862-2534	862-2634	200			
	N-PE-L1-L2 (pre-marked)	862-8534	862-8634	200			
	PE-N-L1-L2 (pre-marked)	862-9534	862-9634	200			
snap-in feet at pos. 1+4							
without marking							
		862-0594	862-0694	200			
	PE-N-L1-L2 (pre-marked)	862-1594	862-1694	200			
	N-PE-L1-L2 (pre-marked)	862-2594	862-2694	200			
	N-PE-L1-L2 (pre-marked)	862-8594	862-8694	200			
	PE-N-L1-L2 (pre-marked)	862-9594	862-9694	200			
for fastening screw 3 mm Ø or for self tapping screw 2.9 mm Ø from top							
without marking							
					862-0505	862-0605	200
	PE-N-L1-L2-L3 (pre-marked)				862-1505	862-1605	200
	L3-N-PE-L1-L2 (pre-marked)				862-2505	862-2605	200
	L3-N-PE-L1-L2 (pre-marked)		L3-N-PE-L1-L2 (pre-marked)		862-8505	862-8605	200
	PE-N-L1-L2-L3 (pre-marked)		PE-N-L1-L2-L3 (pre-marked)		862-9505	862-9605	200
1 snap-in feet at pos. 2+4							
without marking							
					862-0525	862-0625	200
	PE-N-L1-L2-L3 (pre-marked)				862-1525	862-1625	200
	L3-N-PE-L1-L2 (pre-marked)				862-2525	862-2625	200
	L3-N-PE-L1-L2 (pre-marked)		L3-N-PE-L1-L2 (pre-marked)		862-8525	862-8625	200
	PE-N-L1-L2-L3 (pre-marked)		PE-N-L1-L2-L3 (pre-marked)		862-9525	862-9625	200
snap-in feet at pos. 1+3+5							
without marking							
					862-0515	862-0615	200
	PE-N-L1-L2-L3 (pre-marked)				862-1515	862-1615	200
	L3-N-PE-L1-L2 (pre-marked)				862-2515	862-2615	200
	L3-N-PE-L1-L2 (pre-marked)		L3-N-PE-L1-L2 (pre-marked)		862-8515	862-8615	200
	PE-N-L1-L2-L3 (pre-marked)		PE-N-L1-L2-L3 (pre-marked)		862-9515	862-9615	200

Ground (earth) contact



- Makes an automatic contact to the mounting plate
- Varnish coating is penetrated automatically

Conductor connection



- Four conductors per pole
- For solid and flexible conductors
- Mixed wiring with solid and flexible conductors of different cross sections

Marking and testing



- Marking by direct printing and/or marker strips
- Testing with test plug 2 mm Ø