


System and Handling Push-Wire Connectors for Junction Boxes, Series 773


勝特力材料 886-3-5753170
 勝特力电子(上海) 86-21-34970699
 勝特力电子(深圳) 86-755-83298787
[Http://www.100y.com.tw](http://www.100y.com.tw)

Stripped length




Strip solid conductor to 12 mm / 0.47 in

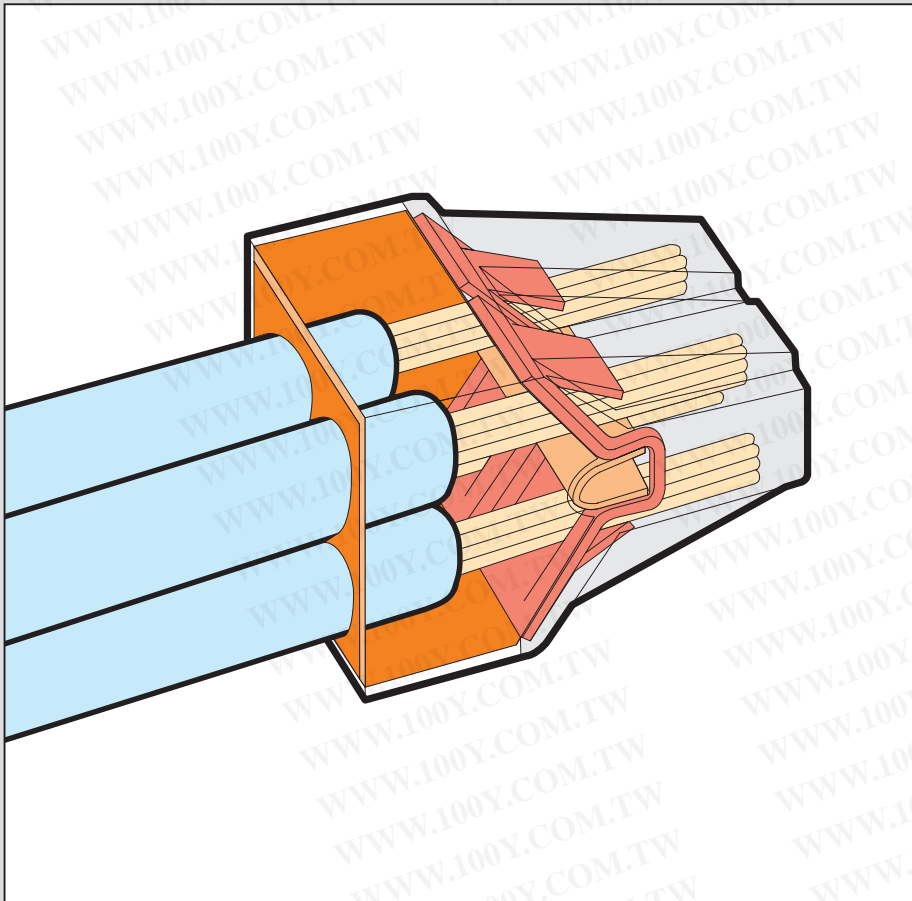
Push-wire connection




Connection: Insert stripped solid conductor FULLY



Removal: Hold wire to be removed and twist alternately left and right while pulling the connector



Stranded conductors




Connection: Insert stripped stranded conductor FULLY

Testing



Testing


Applications



Push-wire connectors used in a junction box. (Australia)



Push-wire connectors used in a junction box. (Japan)




Fixing carrier

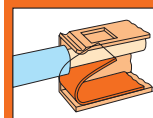
The push-wire connection clamps the following copper wires:



solid

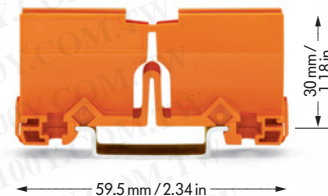



stranded

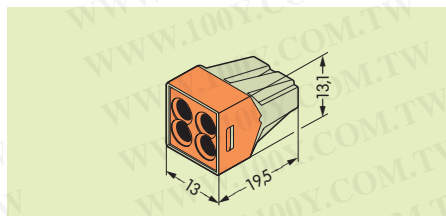
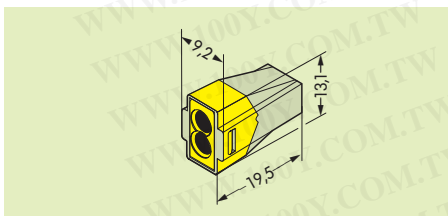


Push-Wire Connectors for Junction Boxes Series 773

2 x 0.75 – 2.5 mm ² s ¹ 2 x 1.5 – 2.5 mm ² s ¹ 400 V / 4 kV / 2** 24 A	2 x AWG 18 – 12 "sol." 2 x AWG 16 – 12 "str." 600 V, 20 A	4 x 0.75 – 2.5 mm ² s ¹ 4 x 1.5 – 2.5 mm ² s ¹ 400 V / 4 kV / 2** 24 A	4 x AWG 18 – 12 "sol." 4 x AWG 16 – 12 "str." 600 V, 20 A	Carrier for push-wire connectors Carrier width 18 mm / 0.71 in
12 mm / 0.47 in		12 mm / 0.47 in		
*		*		



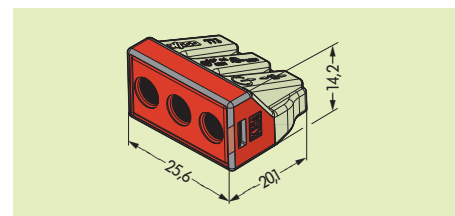
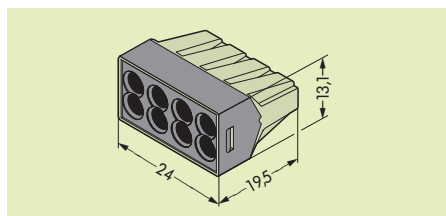
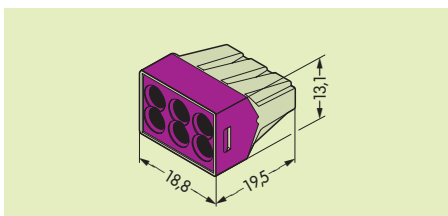
Colour	Item No.	Pack.-unit pcs	Colour	Item No.	Pack.-unit pcs	Colour	Item No.	Pack. unit pcs
Push-wire connectors for junction boxes ①, 2-conductor connectors, colour of housing transparent, colour of cover yellow	773-102	1000 (10x100)	Push-wire connectors for junction boxes ①, 4-conductor connectors, colour of housing transparent, colour of cover orange	773-104	1000 (10x100)	Fixing carrier for 4 push-wire connectors orange	773-332	50 (5 x 10)
						Marker strip, plain	243-110	1



6 x 0.75 – 2.5 mm ² s ¹ 6 x 1.5 – 2.5 mm ² s ¹ 400 V / 4 kV / 2** 24 A	6 x AWG 18 – 12 "sol." 6 x AWG 16 – 12 "str." 600 V, 20 A	8 x 0.75 – 2.5 mm ² s ¹ 8 x 1.5 – 2.5 mm ² s ¹ 400 V / 4 kV / 2** 24 A	8 x AWG 18 – 12 "sol." 8 x AWG 16 – 12 "str." 600 V, 20 A	3 x 2.5 – 6 mm ² s + st ¹ 400 V / 4 kV / 2** 41 A	3 x AWG 14 – 10 "sol." + "str." 600 V, 30 A
12 mm / 0.47 in		12 mm / 0.47 in		12 – 13 mm / 0.53 in	
*		*		*	



Colour	Item No.	Pack.-unit pcs	Colour	Item No.	Pack.-unit pcs	Colour	Item No.	Pack.-unit pcs
Push-wire connectors for junction boxes ①, 6-conductor connectors, colour of housing transparent, colour of cover violet	773-106	500 (10 x 50)	Push-wire connectors for junction boxes ①, 8-conductor connectors, colour of housing transparent, colour of cover dark grey	773-108	500 (10 x 50)	Push-wire connectors for junction boxes, 3-conductor connectors, colour of housing transparent, colour of cover red	773-173	500 (10 x 50)



* You can find approvals on the Internet at www.wago.com. ** In grounded (earthed) supply system
 ① Also available for increased continuous service temperature of 120 °C Technical explanations and abbreviations see page 10.2.