


MULTI CONNECTION SYSTEM MIDI Classic

Male Connectors

Pin Spacing 5 mm; 5.08 mm; 7.5 mm and 7.62 mm

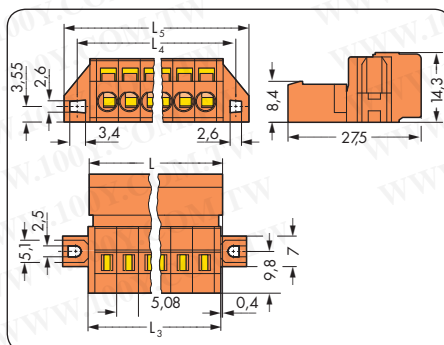
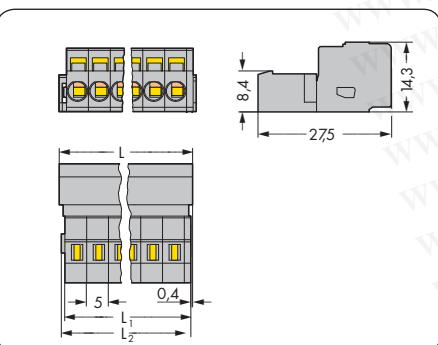


<p>Pin spacing 5 mm/0.197 in, gray 0.08 - 2.5 mm² AWG 28 - 12* 320 V/4 kV/3, 12 A 300 V, 15 A </p> <p>Pin spacing 7.5 mm/0.295 in, gray 630 V/6 kV/3 300 V, 15 A </p> <p> 8 - 9 mm / 0.33 in</p> <p>1 Approvals</p>	<p>Pin spacing 5.08 mm/0.2 in, orange 0.08 - 2.5 mm² AWG 28 - 12* 320 V/4 kV/3, 12 A 300 V, 15 A </p> <p>Pin spacing 7.62 mm/0.3 in, orange 630 V/6 kV/3 300 V, 15 A </p> <p> 8 - 9 mm / 0.33 in</p> <p>1 Approvals</p>	<p>Accessories</p>
---	---	---------------------------



勝特力材料 886-3-5753170
 勝特力电子(上海) 86-21-34970699
 勝特力电子(深圳) 86-755-83298787
[Http://www.100y.com.tw](http://www.100y.com.tw)

Pole No.	Item No.	Pack.	Unit	Item No.	Pack.	Unit	Pole No.	Item No.	Pack.	Unit	Item No.	Pack.	Unit	Accessories, Series 231 and 731	Item No.
Male connector with CAGE CLAMP® and fixing flanges, for screw or similar mounting types, for vertical or horizontal mounting, gray				Male connector with CAGE CLAMP® and fixing flanges, for screw or similar mounting types, for vertical or horizontal mounting, orange								Marking strips, 100 self-adhesive strips			
Pin spacing 5 mm				Pin spacing 5.08 mm								Pin spacing 5 mm			
with fixing flanges				with fixing flanges								1 - 12 (300x) 210-331/500-103			
2	231-602	100		231-602/019-000	100		2	231-632	100		231-632/019-000	100		13 - 24 (300x) 210-331/500-104	
3	231-603	100		231-603/019-000	50		3	231-633	100		231-633/019-000	50		Pin spacing 5.08 mm	
4	231-604	100		231-604/019-000	50		4	231-634	100		231-634/019-000	50		1 - 12 (200x) 210-331/508-103	
5	231-605	50		231-605/019-000	50		5	231-635	50		231-635/019-000	50		13 - 24 (200x) 210-331/508-104	
:	:	:		:	:		:	:	:		:	:		Pin spacing 7.5 mm	
12	231-612	25		231-612/019-000	25		12	231-642	25		231-642/019-000	25		1 - 16 (100x) 210-331/750-202	
:	:	:		:	:		:	:	:		:	:		Pin Spacing 7.62 mm	
21	231-621	10		231-621/019-000	10		21	231-651	10		231-651/019-000	10		1 - 16 (100x) 210-331/762-202	
22	231-622	10		231-622/019-000	10		22	231-652	10		231-652/019-000	10			
23	231-623	10		231-623/019-000	10		23	231-653	10		231-653/019-000	10		Operating tool with partially insulated shaft,	
24	231-624	10		231-624/019-000	10		24	231-654	10		231-654/019-000	10		type 2, (3.5x0.5) mm blade	
Pin spacing 7.5 mm (pole no. - 1) + 5 mm				Pin spacing 7.62 mm (pole no. - 1) + 5.08 mm								Coding key, snap-on type,			
with fixing flanges				with fixing flanges								5 mm and 5.08 mm pin spacing			
2	731-602	100		731-602/019-000	50		2	731-632	100		731-632/019-000	50		light gray 231-129 100	
3	731-603	100		731-603/019-000	50		3	731-633	100		731-633/019-000	50			
4	731-604	50		731-604/019-000	50		4	731-634	50		731-634/019-000	50		7.5 mm and 7.62 mm pin spacing	
5	731-605	50		731-605/019-000	50		5	731-635	50		731-635/019-000	50		light gray 231-130 100	
6	731-606	50		731-606/019-000	25		6	731-636	50		731-636/019-000	25			
7	731-607	50		731-607/019-000	25		7	731-637	50		731-637/019-000	25		Insulation stop, 5 pcs/strip	
8	731-608	25		731-608/019-000	25		8	731-638	25		731-638/019-000	25		5 mm and 5.08 mm pin spacing	
9	731-609	25		731-609/019-000	25		9	731-639	25		731-639/019-000	25		0.08-0.2mm ² ②	
10	731-610	25		731-610/019-000	25		10	731-640	25		731-640/019-000	25		white 231-670 200	
11	731-611	25		731-611/019-000	10		11	731-641	25		731-641/019-000	10		0.25-0.5 mm ²	
12	731-612	25		731-612/019-000	10		12	731-642	25		731-642/019-000	10		light gray 231-671 200	
13	731-613	10		731-613/019-000	10									0.75-1 mm ²	
16	731-616	10		731-616/019-000	10									dark gray 231-672 200	
												7.5 mm and 7.62 mm pin spacing			
												0.08-0.2mm ² ②			
												white 231-673 200			
												0.25-0.5 mm ²			
												light gray 231-674 200			
												0.75-1 mm ²			
												dark gray 231-675 200			
												② 0.2 mm ² "sol." (0.14 mm ² "fst")			
												Tapping screw,			
												for 1.8 mm Ø mounting hole			
												B 2.2 x 9.5 mm 209-147 100			
												Separator, for formation of groups			
												light gray 231-500 100			



① Approvals are available online at: www.wago.com. * AWG 14: THHN, THWN
 For technical explanations and abbreviations, see technical section.


MULTI CONNECTION SYSTEM MIDI Classic

Female Connectors

Pin Spacing 5 mm; 5.08 mm; 7.5 mm and 7.62 mm

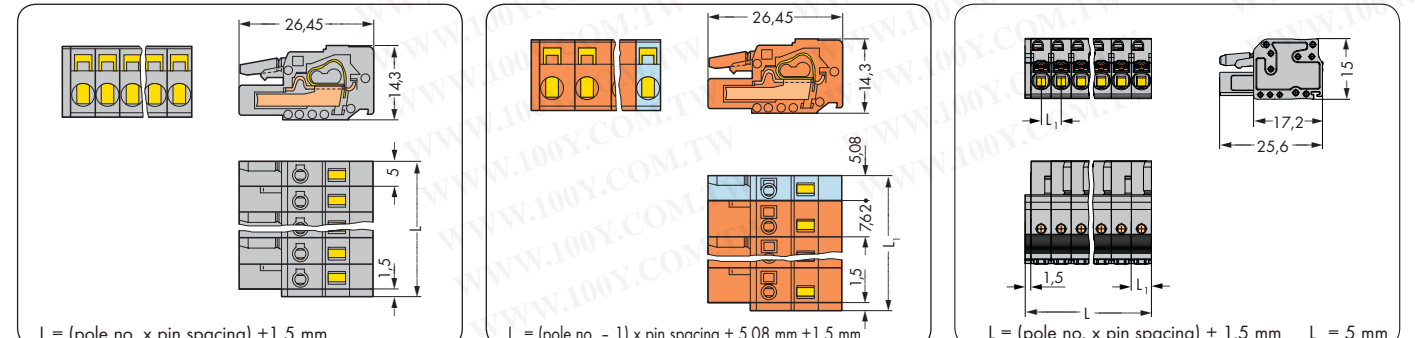
勝特力材料 886-3-5753170
 勝特力电子(上海) 86-21-34970699
 勝特力电子(深圳) 86-755-83298787
[Http://www.100y.com.tw](http://www.100y.com.tw)

Pin spacing 5 mm/0.197 in, gray 0.08 - 2.5 mm ² AWG 28 - 12* 320 V/4 kV/3, 16 A 300 V, 15 A Pin spacing 7.5 mm/0.295 in, gray 630 V/6 kV/3 300 V, 15 A 8 - 9 mm / 0.33 in ① Approvals	Pin spacing 5.08 mm/0.2 in, orange 0.08 - 2.5 mm ² AWG 28 - 12* 320 V/4 kV/3, 16 A 300 V, 15 A Pin spacing 7.62 mm/0.3 in, orange 630 V/6 kV/3 300 V, 15 A 8 - 9 mm / 0.33 in ① Approvals	Pin spacing 5 mm/0.197 in, gray 0.2 - 2.5 mm ² AWG 24 - 12* 320 V/4 kV/3 16 A 10 - 11 mm / 0.43 in ① Approvals
--	--	---



Pole No.	Item No.	Pack.	Unit	Item No.	Pack.	Unit	Pole No.	Item No.	Pack.	Unit	Item No.	Pack.	Unit	Pole No.	Item No.	Pack.	Unit	Item No.	Pack.	Unit
Female connector with CAGE CLAMP®, with coding fingers, with two latches, gray						Female connector with CAGE CLAMP®, with coding fingers, with two latches, orange						Female connector with CAGE CLAMP®S and integrated push-buttons, with coding fingers, with two latches								
Pin spacing 5 mm with locking levers						Pin spacing 5.08 mm with locking levers						Pin spacing 5 mm gray			Pin spacing 5.08 mm orange					
2**	231-102/026-000	100		231-102/037-000	100		2**	231-302/026-000	100		231-302/037-000	100		2**	2231-102/026-000	100		2231-302/026-000	100	
3**	231-103/026-000	100		231-103/037-000	50		3**	231-303/026-000	100		231-303/037-000	50		3**	2231-103/026-000	100		2231-303/026-000	100	
4	231-104/026-000	100		231-104/037-000	50		4	231-304/026-000	100		231-304/037-000	50		4	2231-104/026-000	100		2231-304/026-000	100	
5	231-105/026-000	100		231-105/037-000	50		5	231-305/026-000	100		231-305/037-000	50		5	2231-105/026-000	100		2231-305/026-000	100	
:	:	:		:	:		:	:	:		:	:		:	:			:	:	
12	231-112/026-000	25		231-112/037-000	25		12	231-312/026-000	25		231-312/037-000	25		12	2231-112/026-000	50		2231-312/026-000	50	
:	:	:		:	:		:	:	:		:	:		:	:			:	:	
21	231-121/026-000	10		231-121/037-000	10		21	231-321/026-000	10		231-321/037-000	10		21	2231-121/026-000	10		2231-321/026-000	10	
22	231-122/026-000	10		231-122/037-000	10		22	231-322/026-000	10		231-322/037-000	10		22	2231-122/026-000	10		2231-322/026-000	10	
23	231-123/026-000	10		231-123/037-000	10		23	231-323/026-000	10		231-323/037-000	10		23	2231-123/026-000	10		2231-323/026-000	10	
24	231-124/026-000	10		231-124/037-000	10		24	231-324/026-000	10		231-324/037-000	10		24	2231-124/026-000	10		2231-324/026-000	10	
Pin spacing 7.5 mm (pole no. - 1) + 5 mm with locking levers						Pin spacing 7.62 mm (pole no. - 1) + 5.08 mm with locking levers						Pin spacing 7.5 mm gray			Pin Spacing 7.62 mm orange					
2**	231-202/026-000	100		231-202/037-000	50		2**	231-702/026-000	100		231-702/037-000	50		2**	2231-202/026-000	100		2231-702/026-000	100	
3**	231-203/026-000	100		231-203/037-000	50		3**	231-703/026-000	100		231-703/037-000	50		3**	2231-203/026-000	100		2231-703/026-000	100	
4	231-204/026-000	50		231-204/037-000	50		4	231-704/026-000	50		231-704/037-000	50		4	2231-204/026-000	50		2231-704/026-000	50	
5	231-205/026-000	50		231-205/037-000	50		5	231-705/026-000	50		231-705/037-000	50		5	2231-205/026-000	50		2231-705/026-000	50	
6	231-206/026-000	50		231-206/037-000	25		6	231-706/026-000	50		231-706/037-000	25		6	2231-206/026-000	50		2231-706/026-000	50	
7	231-207/026-000	50		231-207/037-000	25		7	231-707/026-000	50		231-707/037-000	25		7	2231-207/026-000	50		2231-707/026-000	50	
8	231-208/026-000	25		231-208/037-000	25		8	231-708/026-000	25		231-708/037-000	25		8	2231-208/026-000	25		2231-708/026-000	25	
9	231-209/026-000	25		231-209/037-000	25		9	231-709/026-000	25		231-709/037-000	25		:	:			:	:	
10	231-210/026-000	25		231-210/037-000	25		10	231-710/026-000	25		231-710/037-000	25		12	2231-212/026-000	25		2231-712/026-000	25	
11	231-211/026-000	25		231-211/037-000	10		11	231-711/026-000	10		231-711/037-000	10		13	2231-213/026-000	10				
12	231-212/026-000	25		231-212/037-000	10		12	231-712/026-000	10		231-712/037-000	10		16	2231-216/026-000	10				
13	231-213/026-000	10		231-213/037-000	10															
16	231-216/026-000	10		231-216/037-000	10															
** one latch only						** one latch only						** one latch only								

Dimensions



① Approvals are available online at: www.wago.com. * AWG 12: THHN, THWN
 For technical explanations and abbreviations, see technical section.