THIS DRAWING IS UNPUBLISHED. RELEASED FOR PUBLICATION - .- .
© COPYRIGHT - By - ALL RIGHTS RESERVED.

LOC	DIST
AD	00

REVISIONS

P	LTR	DESCRIPTION	DATE	DWN	APVD
	D4	REVISED PER ECO-11-004587	11MAR11	RK	HMR

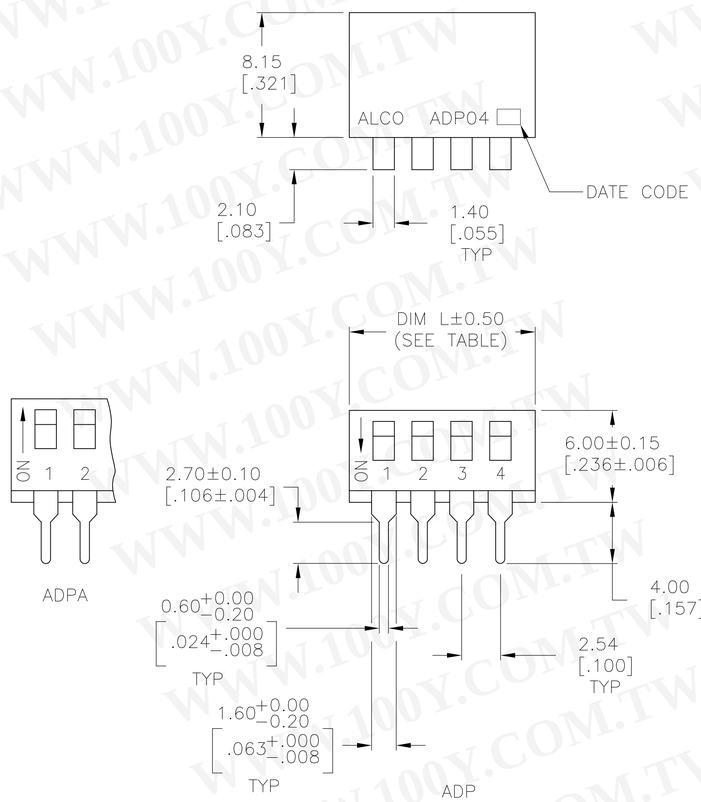

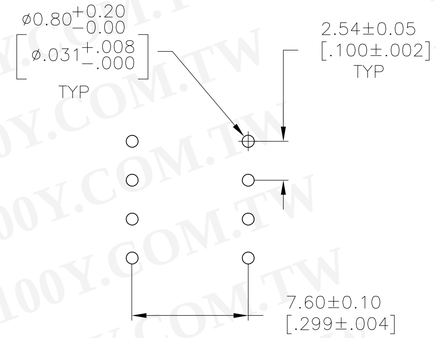

RECOMMENDED HOLE LAYOUT

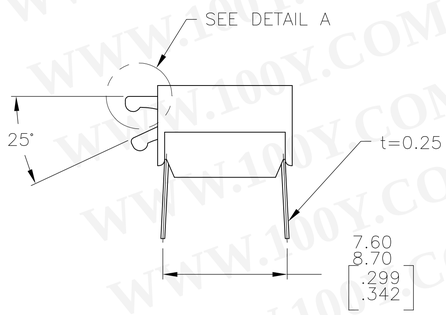

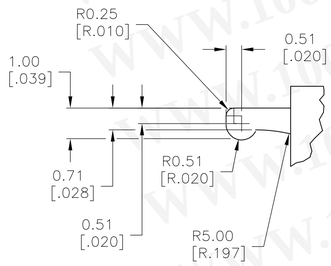

DETAIL A
SCALE: 10:1

勝 特 力 材 料 886-3-5753170
胜特力电子(上海) 86-21-34970699
胜特力电子(深圳) 86-755-83298787
Http://www.100y.com.tw

SPECIFICATIONS:

MATERIAL:
CASE: PPS 94V-0, BLACK
COVER: PPS 94V-0, BLACK
ACTUATOR: NYLON PA6T 94V-0, WHITE
MOVING CONTACT: COPPER ALLOY, GOLD OVER NICKEL PLATE.
FIXED CONTACT/TERMINAL: COPPER ALLOY, GOLD OVER NICKEL PLATE.

ELECTRICAL:
CONTACT RATING: MAX RATING (SWITCHING) 100 MILLIAMPS @ 24V DC,
MIN (SWITCHING) 0.10 MICROAMPS @1 MILLIVOLT,
MAX (NON-SWITCHING) 1 AMP @ 5V DC INITIAL
CONTACT RESISTANCE: 50 MILLIOHMS MAX.
INSULATION RESISTANCE: 100 MEGOHMS MIN. @ 100 VDC.
DIELECTRIC STRENGTH: 500 VAC. LIFE EXPECTANCY: 1000 CYCLES MIN.

MECHANICAL:
ACTUATION FORCE: 800g MAX.

ENVIRONMENTAL:
OPERATING TEMPERATURE: -22°F TO +185°F (-30°C TO +85°C).
STORAGE TEMPERATURE: -49°F TO +212°F (-45°C TO +100°C).
SOLDER HEAT RESISTANCE TO 265°±3°C FOR 8±2 SECONDS.
SOLDERABILITY PER JIS C 0050 & JIS C 0053

1 CONTACT PRESSURE: 280,000 PSI.

2 CLEANING: AQUEOUS SOLUTION OR SOLVENT.

3 PACKAGING OPTIONS- CLEAR TUBES OR TAPE AND REEL PER EIA-481 SWITCH SUPPLIED IN THE "OFF" POSITION UNLESS "ON" IS SPECIFIED IN THE ALCO PART NUMBER (SEE PART NUMBER TABLE FOR ALL OPTIONS)

4 TOP & FRONT SURFACES TO BE CLEARLY MARKED AS SHOWN.

5 SWITCHES TO BE BLACK WITH WHITE ACTUATORS AND MARKINGS.

6 ALL MATERIAL AND FINISHES SHALL COMPLY WITH EU DIRECTIVE 2002/95/EC OF 27JAN2003 (ROHS)

7 OBSOLETE PARTS: OBSOLETE CIS STREAMLINING PER D.RENAUD/D.SINISI

SEE SHEET 2 FOR SURFACE MOUNT OPTIONS AND DIMENSIONS.

	TUBE	10	27.38 [1.078]	ADPA10SA04	6-1571999-4
	TUBE	10	27.38 [1.078]	ADPA10S04	6-1571999-3
	TUBE	10	27.38 [1.078]	ADPA1004	6-1571999-2
	TUBE	9	24.84 [.978]	ADPA09SA04	6-1571999-1
	TUBE	9	24.84 [.978]	ADPA09S04	6-1571999-0
	TUBE	9	24.84 [.978]	ADPA0904	5-1571999-9
	TUBE	8	22.30 [.878]	ADPA08SA04	5-1571999-8
	TUBE	8	22.30 [.878]	ADPA08S04	5-1571999-7
	TUBE	8	22.30 [.878]	ADPA0804	5-1571999-6
	TUBE	7	19.76 [.778]	ADPA07SA04	5-1571999-5
	TUBE	7	19.76 [.778]	ADPA07S04	5-1571999-4
	TUBE	7	19.76 [.778]	ADPA0704	5-1571999-3
	TUBE	6	17.22 [.678]	ADPA06SA04	5-1571999-2
	TUBE	6	17.22 [.678]	ADPA06S04	5-1571999-1
	TUBE	6	17.22 [.678]	ADPA0604	5-1571999-0
	TUBE	5	14.68 [.578]	ADPA05SA04	4-1571999-9
	TUBE	5	14.68 [.578]	ADPA05S04	4-1571999-8
	TUBE	5	14.68 [.578]	ADPA0504	4-1571999-7
	TUBE	4	12.14 [.478]	ADPA04SA04	4-1571999-6
	TUBE	4	12.14 [.478]	ADPA04S04	4-1571999-5
	TUBE	4	12.14 [.478]	ADPA0404	4-1571999-4
	TUBE	2	7.06 [.278]	ADPA02SA04	4-1571999-3
	TUBE	2	7.06 [.278]	ADPA02S04	4-1571999-2
	TUBE	2	7.06 [.278]	ADPA0204	4-1571999-1
OBSOLETE	~~TAPE & REEL SWITCH ON~~	~~10~~	~~27.38 [1.078]~~	~~ADP10STRON04~~	~~4-1571999-0~~
	TAPE & REEL	10	27.38 [1.078]	ADP10STR04	3-1571999-9
7 OBSOLETE	~~TUBE~~	~~10~~	~~27.38 [1.078]~~	~~ADP10SA04~~	~~3-1571999-8~~
	TUBE	10	27.38 [1.078]	ADP10S04	3-1571999-7
	TUBE	10	27.38 [1.078]	ADP1004	3-1571999-6
OBSOLETE	~~TAPE & REEL SWITCH ON~~	~~9~~	~~24.84 [.978]~~	~~ADP09STRON04~~	~~3-1571999-5~~
7 OBSOLETE	~~TAPE & REEL~~	~~9~~	~~24.84 [.978]~~	~~ADP09STR04~~	~~3-1571999-4~~
	~~TUBE~~	~~9~~	~~24.84 [.978]~~	~~ADP09SA04~~	~~3-1571999-3~~
	~~TUBE~~	~~9~~	~~24.84 [.978]~~	~~ADP09S04~~	~~3-1571999-2~~
	~~TUBE~~	~~9~~	~~24.84 [.978]~~	~~ADP0904~~	~~3-1571999-1~~
OBSOLETE	~~TAPE & REEL SWITCH ON~~	~~8~~	~~22.30 [.878]~~	~~ADP08STRON04~~	~~3-1571999-0~~
	TAPE & REEL	8	22.30 [.878]	ADP08STR04	2-1571999-9
7 OBSOLETE	~~TUBE~~	~~8~~	~~22.30 [.878]~~	~~ADP08SA04~~	~~2-1571999-8~~
	TUBE	8	22.30 [.878]	ADP08S04	2-1571999-7
	TUBE	8	22.30 [.878]	ADP0804	2-1571999-6
OBSOLETE	~~TAPE & REEL SWITCH ON~~	~~7~~	~~19.76 [.778]~~	~~ADP07STRON04~~	~~2-1571999-5~~
7 OBSOLETE	~~TAPE & REEL~~	~~7~~	~~19.76 [.778]~~	~~ADP07STR04~~	~~2-1571999-4~~
	~~TUBE~~	~~7~~	~~19.76 [.778]~~	~~ADP07SA04~~	~~2-1571999-3~~
	~~TUBE~~	~~7~~	~~19.76 [.778]~~	~~ADP07S04~~	~~2-1571999-2~~
	~~TUBE~~	~~7~~	~~19.76 [.778]~~	~~ADP0704~~	~~2-1571999-1~~
OBSOLETE	~~TAPE & REEL SWITCH ON~~	~~6~~	~~17.22 [.678]~~	~~ADP06STRON04~~	~~2-1571999-0~~
	TAPE & REEL	6	17.22 [.678]	ADP06STR04	1-1571999-9
	TUBE	6	17.22 [.678]	ADP06SA04	1-1571999-8
	TUBE	6	17.22 [.678]	ADP06S04	1-1571999-7
	TUBE	6	17.22 [.678]	ADP0604	1-1571999-6
OBSOLETE	~~TAPE & REEL SWITCH ON~~	~~5~~	~~14.68 [.578]~~	~~ADP05STRON04~~	~~1-1571999-5~~
	TAPE & REEL	5	14.68 [.578]	ADP05STR04	1-1571999-4
7 OBSOLETE	~~TUBE~~	~~5~~	~~14.68 [.578]~~	~~ADP05SA04~~	~~1-1571999-3~~
	TUBE	5	14.68 [.578]	ADP05S04	1-1571999-2
	TUBE	5	14.68 [.578]	ADP0504	1-1571999-1
OBSOLETE	~~TAPE & REEL SWITCH ON~~	~~4~~	~~12.14 [.478]~~	~~ADP04STRON04~~	~~1-1571999-0~~
	TAPE & REEL	4	12.14 [.478]	ADP04STR04	1571999-9
	TUBE	4	12.14 [.478]	ADP04SA04	1571999-8
	TUBE	4	12.14 [.478]	ADP04S04	1571999-7
	TUBE	4	12.14 [.478]	ADP0404	1571999-6
OBSOLETE	~~TAPE & REEL SWITCH ON~~	~~2~~	~~7.00 [.276]~~	~~ADP02STRON04~~	~~1571999-5~~
	TAPE & REEL	2	7.00±0.50 [.276±.020]	ADP02STR04	1571999-4
	TUBE	2	7.00±0.50 [.276±.020]	ADP02SA04	1571999-3
	TUBE	2	7.00±0.50 [.276±.020]	ADP02S04	1571999-2
	TUBE	2	7.00±0.50 [.276±.020]	ADP0204	1571999-1
	PACKAGING	Pole	Dim L	Old T&B P/N	P/N

THIS DRAWING IS A CONTROLLED DOCUMENT.

DIMENSIONS: mm [INCHES]

TOLERANCES UNLESS OTHERWISE SPECIFIED:
0 PLC ± -
1 PLC ± -
2 PLC ± -
3 PLC ± .012[0.31]
4 PLC ± -
ANGLES ± 1°

MATERIAL -
FINISH -

DWN M BINNER 14FEB05
CHK M SARVER 15FEB05
APVD M SARVER 15FEB05
PRODUCT SPEC —
APPLICATION SPEC —
WEIGHT —

TE Connectivity

NAME DIP SWITCH ASSEMBLY ADP/PA SERIES

SIZE	CAGE CODE	DRAWING NO	RESTRICTED TO
A1	00779	C-1571999	—

CUSTOMER DRAWING SCALE 1:1 SHEET 1 OF 2 REV D4

4805 (3/11)

THIS DRAWING IS UNPUBLISHED. RELEASED FOR PUBLICATION – .– .
© COPYRIGHT – By – ALL RIGHTS RESERVED.

LOC	DIST
AD	00

REVISIONS

P	LTR	DESCRIPTION	DATE	DWN	APVD
	–	SEE SHEET 1	–	–	–

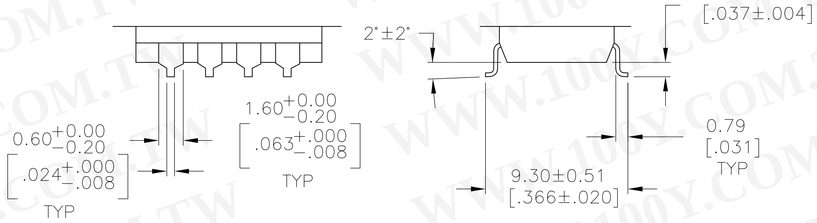

SURFACE MOUNT
S TERMINATION

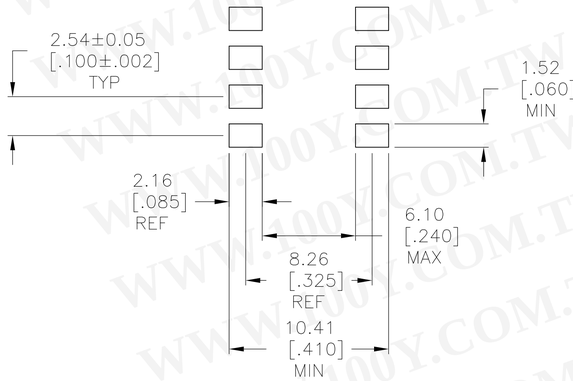

RECOMMENDED PAD LAYOUT
SURFACE MOUNT
"S" TERMINATION

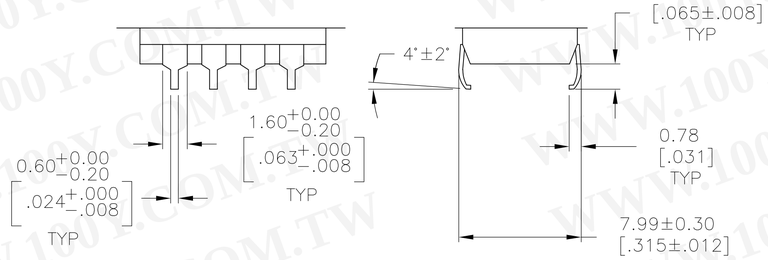

SURFACE MOUNT
SA TERMINATION

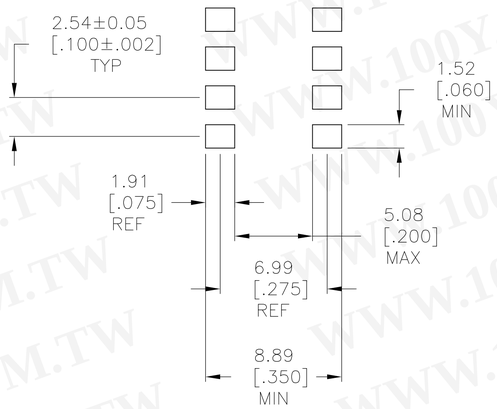

RECOMMENDED PAD LAYOUT
SURFACE MOUNT
"SA" TERMINATION

THIS DRAWING IS A CONTROLLED DOCUMENT.

DIMENSIONS: mm [INCHES]

TOLERANCES UNLESS OTHERWISE SPECIFIED:
0 PLC ± –
1 PLC ± –
2 PLC ± –
3 PLC ± .012[0.31]
4 PLC ± –
ANGLES ± 1°

MATERIAL –
FINISH –

DWN M.BINNER 14FEB05
CHK M SARVER 15FEB05
APVD M SARVER 15FEB05
PRODUCT SPEC –
APPLICATION SPEC –
WEIGHT –

TE Connectivity

NAME: DIP SWITCH ASSEMBLY ADP/PA SERIES

SIZE	CAGE CODE	DRAWING NO	RESTRICTED TO
A1	00779	C-1571999	–

CUSTOMER DRAWING | SCALE 1:1 | SHEET 2 OF 2 | REV D4

4805 (3/11)