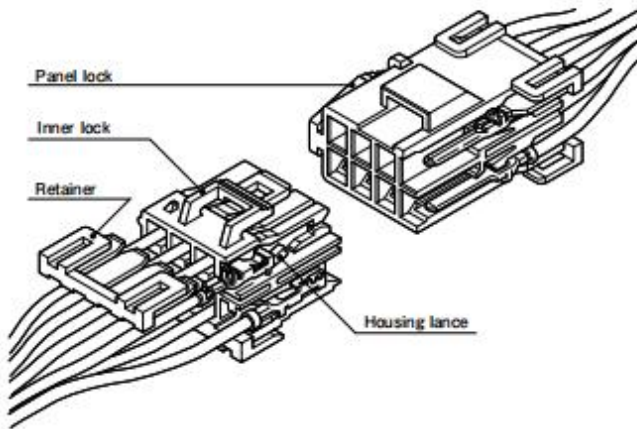


YL CONNECTOR

4.5 mm pitch/Disconnectable Crimp style Wire-to-wire connectors

勝特力電材超市-龍山店 886-3-5773766
 勝特力電材超市-光復店 886-3-5729570
 勝特力電子(上海) 86-21-34970699
 勝特力電子(深圳) 86-755-83298787
<https://www.100y.com.tw>



The retainer features added protection against non-insertion or disconnection.

- Housing lance
- Secondary retainers
- Inner-housing lock
- Panel lock construction

Standards

- W Recognized E60389
- C Certified LR20812
- A R9351052

Specifications

- Current rating: 10 A AC/DC (7 A when retainers are mounted)
- Voltage rating: 300 V AC/DC
- Temperature range: -25°C to +90°C
(including temperature rise in applying electrical current)
- Contact resistance: Initial value/ 7 mΩ max.
After environmental tests/ 10 mΩ max.
- Insulation resistance: 1,000 MΩ min.
- Withstanding voltage: 1,500 VAC/minute
- Applicable wire: AWG #26 to #16
0.13 to 1.25 mm²
- Applicable panel thickness: 0.7 to 2.0 mm

Note: The current rating varies depending on the number of circuits and the wire size used in each connector. The table below lists the current rating as a function of the number of circuits and the wire size.

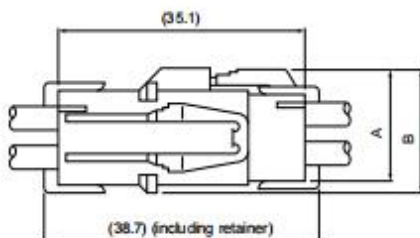
No. of circuits	Wire size (AWG)					
	#16	#18	#20	#22	#24	#26
1	10	7	5	4	3	2
2	10	7	5	4	3	2
3	9	6	4	4	3	2
4	9	6	4	4	3	2
6	8	5	3	3	2	2
8	7	4	3	3	2	2
9	6	4	3	3	2	2
12	6	3	2	2	2	2
15	5	3	2	2	2	1
16	5	3	2	2	2	1
21	5	3	2	2	2	1

Current unit: A

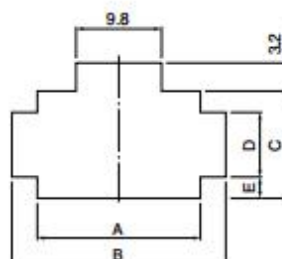
Note: Secondary retainers cannot be used with AWG #16 wires.

- * In using the products, refer to "Handling Precautions for Terminals and Connectors" described on our website (Technical documents of Product information page).
- * RoHS2 compliance
- * Dimensional unit: mm
- * Contact JST for details.

Panel Layout and Assembly layout



Type	No. of circuits	Dimensions (mm)	
		A	B
Single row	2-3	9.5	10.8
2-row	4-6-8-12-16	15.3	16.6
3-row	9-12-15-21	20.5	21.8

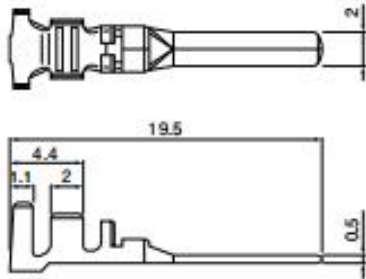


No. of circuits	Receptacle housing Model No.	Panel thickness (mm)	0.7 to 2.0		0.7 to 0.8		0.9 to 1.3		1.4 to 2.0		
			A	B	C	D ^{+0.1}	E ^{+0.1}	D ^{+0.1}	E ^{+0.1}	D ^{+0.1}	E ^{+0.1}
2	YLR-02V		10.7	16.8	7.1	4.4	1.35	5.0	1.05	5.6	0.75
3	YLR-03V		15.3	21.3	7.1	4.4	1.35	5.0	1.05	5.6	0.75
4	YLR-04V		10.7	16.8	12.9	7.1	2.9	7.7	2.6	8.3	2.3
6	YLR-06V		15.3	21.3	12.9	7.1	2.9	7.7	2.6	8.3	2.3
8	YLR-08V		19.8	25.8	12.9	7.1	2.9	7.7	2.6	8.3	2.3
9	YLR-09V		15.3	21.3	18.2	7.1	5.55	7.7	5.25	8.3	4.95
	YLR-12V		19.8	25.8	18.2	7.1	5.55	7.7	5.25	8.3	4.95
12	YLR-12VA		28.9	34.8	12.9	7.1	2.9	7.7	2.6	8.3	2.3
15	YLR-15V		24.4	30.3	18.2	7.1	5.55	7.7	5.25	8.3	4.95
16	YLR-16V		37.9	43.8	12.9	7.1	2.9	7.7	2.6	8.3	2.3
21	YLR-21V		33.5	39.3	18.2	7.1	5.55	7.7	5.25	8.3	4.95

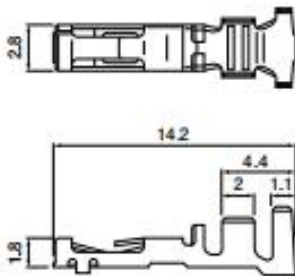
- Note: 1. Punch holes in the panel according to the figures and table shown above. Burrs must be removed.
 2. The strength of the panel must be considered when punching two or more holes.
 3. The connector must be inserted from the same side as the hole is punched.

Contact

Pin contact



Socket contact



Model No.		Applicable wire		Insulation O.D. (mm)	Q'ty/ reel
Pin contact	Socket contact	mm ²	AWG #		
SYM-01T-P0.5A	SYF-01T-P0.5A	0.13~0.5	26~20	1.3~2.5	4,000 (SYM-01T-P0.5A) 5,000
SYM-41T-P0.5A	SYF-41T-P0.5A	0.5 ~ 1.25 *0.3+0.3 ~ 0.5+0.5	20~16 *22+22 ~ 20+20	2.0~3.4 *1.5+1.5 ~ 2.0+2.0	

Material and Finish

Phosphor bronze, tin-plated (reflow treatment)

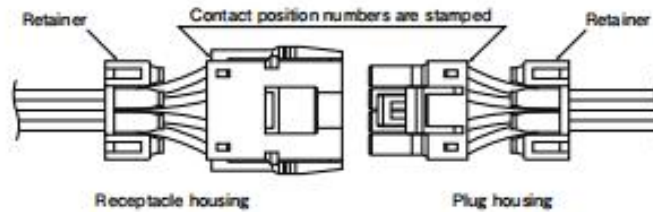
RoHS2 compliance

- Contact JST for special products.
- Retainers cannot be used with electric wire whose insulation O.D. exceeds 2.7 mm and AWG #16.
- *Marked products are not approved by TÜV.


Contact	Crimping machine	Applicator		
		Crimp applicator	Dies	Crimp applicator with dies
SYM-01T-P0.5A	AP-K2N	MKS-L	MK/SYF/M-01-05	APLMK SYF/M01-05
SYF-01T-P0.5A			MK/SYF/M-41-05	APLMK SYF/M41-05
SYM-41T-P0.5A				
SYF-41T-P0.5A				

Note: Contact JST for fully automatic crimping applicator.


Contact position location numbers



Receptacle housing



Plug housing



Housing

Material: Housing...PA 66, UL94V-0, white
 Retainer...Glass-filled PA 66, UL94V-0, ivory

No. of circuits	Voltage rating	Current rating	Receptacle housing (for pin contact)	Q'ty/ bag	Plug housing (for socket contact)	Q'ty/ bag	Retainer	Q'ty/ bag
1	300 V	7 A (10 A)	YLR-01VF 	500	YLP-01V 	500	YLS-01V 	1,000
2	300 V	7 A (10 A)	YLR-02V 	500	YLP-02V 	500	YLS-02V 	1,000
			YLR-02VF 					
3	300 V	6 A (9 A)	YLR-03V 	500	YLP-03V 	500	YLS-03V (commonly used for 3-circuit housing and 6-circuit housing) 	1,000
			YLR-03VF 					

RoHS2 compliance

Note: 1. Current rating in parentheses is for use with AWG #16 wire. (Retainers are not mountable.)

2. Contact JST for Glow Wire compliant connectors.

Housing

Material: Housing...PA 66, UL94V-0, white

Retaine...Glass-filled PA 66, UL94V-0, ivory

No. of circuits	Voltage rating	Current rating	Receptacle housing (for pin contact)	Plug housing (for socket contact)	Retainer
4	300 V	6 A (9 A)	YLR-04V 	YLP-04V 	YLS-02V
			YLR-04VF 		
6	300 V	5 A (8 A)	YLR-06V 	YLP-06V 	YLS-03V (commonly used for 3-circuit housing and 6-circuit housing)
			YLR-06VF 		
8	300 V	4 A (7 A)	YLR-08V 	YLP-08V 	YLS-08V
			YLR-08VF 		
9	300 V	4 A (6 A)	YLR-09V 	YLP-09V 	-

RoHS2 compliance

Note: 1. Current rating in parentheses is for use with AWG #16 wire. (Retainers are not mountable.)

2. Contact JST for Glow Wire compliant connectors.

Housing

Material: Housing...PA 66, UL94V-0, white

Retainer...Glass-filled PA 66, UL94V-0, ivory

No. of circuits	Voltage rating	Current rating	Receptacle housing (for pin contact)		Plug housing (for socket contact)		Retainer	
12	300 V	3 A (6 A)	YLR-12VA	Q'ty/ bag	YLP-12VA	Q'ty/ bag	YLS-12V	Q'ty/ bag
				200		200		1,000
15	300 V	3 A (5 A)	YLR-12V	Q'ty/ bag	YLP-12V	Q'ty/ bag	-	Q'ty/ bag
				200		200	-	-
15	300 V	3 A (5 A)	YLR-15V	Q'ty/ bag	YLP-15V	Q'ty/ bag	-	Q'ty/ bag
				200		200	-	-
16	300 V	3 A (5 A)	YLR-16V	Q'ty/ bag	YLP-16V	Q'ty/ bag	YLS-16V	Q'ty/ bag
				100		200		1,000

RoHS2 compliance

Note: 1. Current rating in parentheses is for use with AWG #16 wire. (Retainers are not mountable.)
2. Contact JST for Glow Wire compliant connectors.

YL CONNECTOR

勝特力電材超市-龍山店 886-3-5773766
 勝特力電材超市-光復店 886-3-5729570
 勝特力電子(上海) 86-21-34970699
 勝特力電子(深圳) 86-755-83298787
<https://www.100y.com.tw>

Housing

Material: Housing...PA 66, UL94V-0, white

No. of circuits	Voltage rating	Current rating	Receptacle housing (for pin contact)		Plug housing (for socket contact)		Retainer	
			YLR-21V	Q'ty/ bag	YLP-21V	Q'ty/ bag		Q'ty/ bag
21	300 V	3 A (5 A)		100		200	-	-

RoHS2 compliance

Note: 1. Current rating in parentheses is for use with AWG #16 wire. (Retainers are not mountable.)

2. Contact JST for Glow Wire compliant connectors.