



FCIconnect.com

Configuration of Documents

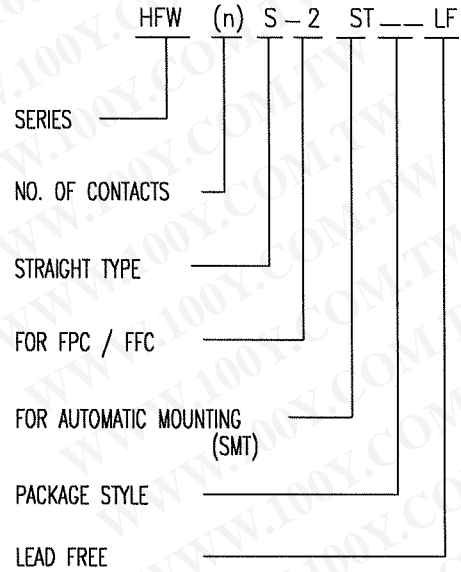
| P/N            | Documents                    | No.       | Title   | CAT.No.        |
|----------------|------------------------------|-----------|---|----------------|
| HFW_S-2STAE1LF | Specification Connector dwg. | SC-HFWS03 | CONNECTOR USED FOR FPC/FPC WITH 1mm CONTACT SPACING COPING WITH AUTOMATIC MOUNTING &SMT | HFW_S-2ST1LF   |
|                | Cable dwg.                   | JSA96464  | CAT.NO.TABLE FOR 1mm SPACING SMT CONNECTOR  | HFW_S-2ST_LF   |
|                |                              | JSA96465  | 1mm SPACING SURFACE MOUNT FPC/FPC CONNECTOR   | HFW_S-2ST_LF   |
|                |                              | JSA96466  | CAT. NO. TABLE FOR PLASTIC TAPE PACKAGED 1mm SPACING SMT CONN.                          | HFW_S-2ST1LF   |
|                |                              | JSA96467  | PLASTIC TAPE PACKAGED 1mm SPACING SMT CONNECTOR   | HFW_S-2ST1LF   |
| HFW_S-2STAE1LF | Specification Connector dwg. | JSA93588  | RECOMMENDED CABLE   | HFW_S-2ST_     |
|                | Cable dwg.                   | JSA93587  | RECOMMENDED CABLE   | HFW_S-2ST_     |
|                | Specification Connector dwg. | SC-HFWS06 | CONNECTOR USED FOR CIC WITH 1mm CONTACT SPACING COPING WITH AUTOMATIC MOUNTING &SMT     | HFW_S-2STAE1LF |
|                | Cable dwg.                   | JSA97359  | CAT.NO.TABLE FOR 1mm SPACING SMT CONNECTOR  | HFW_S-2STA_LF  |
|                |                              | JSA97370  | 1mm SPACING SURFACE MOUNT FPC/FPC CONNECTOR   | HFW_S-2STA_LF  |
| HFW_S-2STBE1LF | Specification Connector dwg. | JSA97371  | CAT. NO. TABLE FOR PLASTIC TAPE PACKAGED 1mm SPACING SMT CONN.                          | HFW_S-2STAE1LF |
|                | Cable dwg.                   | JSA97372  | PLASTIC TAPE PACKAGED 1mm SPACING SMT CONNECTOR   | HFW_S-2STAE1LF |
|                |                              | JSA97373  | RECOMMENDED CABLE   | HFW_S-2STA_    |
|                | Specification Connector dwg. | SC-HFWS06 | CONNECTOR USED FOR CIC WITH 1mm CONTACT SPACING COPING WITH AUTOMATIC MOUNTING &SMT     | HFW_S-2STBE1LF |
|                | Cable dwg.                   | JSA97359  | CAT.NO.TABLE FOR 1mm SPACING SMT CONNECTOR  | HFW_S-2STB_LF  |
| HFW_S-6STAE1LF | Specification Connector dwg. | JSA97360  | 1mm SPACING SURFACE MOUNT FPC/FPC CONNECTOR   | HFW_S-2STB_LF  |
|                | Cable dwg.                   | JSA97361  | CAT. NO. TABLE FOR PLASTIC TAPE PACKAGED 1mm SPACING SMT CONN.                          | HFW_S-2STBE1LF |
|                |                              | JSA97362  | PLASTIC TAPE PACKAGED 1mm SPACING SMT CONNECTOR   | HFW_S-2STBE1LF |
|                |                              | JSA97363  | RECOMMENDED CABLE   | HFW_S-2STB_    |
|                | Specification Connector dwg. | SC-HFWS04 | CONNECTOR USED FOR CIC WITH 1mm CONTACT SPACING COPING WITH AUTOMATIC MOUNTING &SMT     | HFW_S-6STAE1LF |
| HFW_S-6STAE1LF | Specification Connector dwg. | JSA96468  | CAT.NO.TABLE FOR 1mm SPACING SMT CONNECTOR  | HFW_S-6ST_LF   |
|                | Cable dwg.                   | JSA96469  | 1mm SPACING SURFACE MOUNT CIC CONNECTOR   | HFW_S-6ST_LF   |
|                |                              | JSA96470  | CAT. NO. TABLE FOR PLASTIC TAPE PACKAGED 1mm SPACING SMT CONN.                          | HFW_S-6ST1LF   |
|                |                              | JSA96471  | PLASTIC TAPE PACKAGED 1mm SPACING SMT CONNECTOR   | HFW_S-6ST1LF   |
|                |                              | JSA93944  | RECOMMENDED CABLE   | HFW_S-6ST_     |

|             |          |  |            |                                       |        |   |  |              |  |
|-------------|----------|--|------------|---------------------------------------|--------|---|--|--------------|--|
| mat'l. code |          | surface 58 / tolerance ISO 1302 / ISO 406 / ISO 1101 |            | projection                            |        | product family 580F   |  | CODE JP      |  |
| ltr         | ecn no   | dr   | date       | tolerances unless otherwise specified |        | title   |  | sheet 1 of 1 |  |
| A           | J05-0334 | H.T  | 6/3/'05    | angles                                | linear | HFW_S Documents Configuration (1mm Contact Spacing connector) |  | size A4      |  |
| B           | J06-0435 | H.T  | 10/26/'06  |                                       |        | dwg no JSA96472   |  |              |  |
| C           | J07-0481 | H.T  | 2007-9-26  |                                       |        | type Product Customer Drawing                                 |  |              |  |
| D           | J07-0502 | H.T  | 2007-10-10 | dr                                    | engr   | sheet 1 of 1  |  | Rev D        |  |
| sheet index |          | revision sheet                                       | D 1        | chr                                   | appd   | sheet 1 of 1  |  | Rev D        |  |

CAT. NO. & DIMENSIONS

| (NOTE 3) | NO. OF CONTACTS (n) | CAT. NO.       | DIMENSIONS (NOTE2) |         |         |         |         |
|----------|---------------------|----------------|--------------------|---------|---------|---------|---------|
|          |                     |                | A ± 0.2            | B ± 0.2 | C ± 0.2 | D ± 0.2 | E ± 0.2 |
|          | 4                   | HFW4S-2ST__LF  | 7                  | 5.14    | 3       | —       | —       |
|          | 5                   | HFW5S-2ST__LF  | 8                  | 6.14    | 4       | —       | —       |
|          | 6                   | HFW6S-2ST__LF  | 9                  | 7.14    | 5       | —       | —       |
|          | 7                   | HFW7S-2ST__LF  | 10                 | 8.14    | 6       | —       | —       |
|          | 8                   | HFW8S-2ST__LF  | 11                 | 9.14    | 7       | —       | —       |
|          | 9                   | HFW9S-2ST__LF  | 12                 | 10.14   | 8       | 0.35    | 7.3     |
|          | 10                  | HFW10S-2ST__LF | 13                 | 11.14   | 9       | 0.35    | 8.3     |
|          | 11                  | HFW11S-2ST__LF | 14                 | 12.14   | 10      | 1.35    | 7.3     |
|          | 12                  | HFW12S-2ST__LF | 15                 | 13.14   | 11      | 1.35    | 8.3     |
|          | 13                  | HFW13S-2ST__LF | 16                 | 14.14   | 12      | 2.35    | 7.3     |
|          | 14                  | HFW14S-2ST__LF | 17                 | 15.14   | 13      | 2.35    | 8.3     |
|          | 15                  | HFW15S-2ST__LF | 18                 | 16.14   | 14      | 3.35    | 7.3     |
|          | 16                  | HFW16S-2ST__LF | 19                 | 17.14   | 15      | 3.35    | 8.3     |
|          | 17                  | HFW17S-2ST__LF | 20                 | 18.14   | 16      | 4.35    | 7.3     |
|          | 18                  | HFW18S-2ST__LF | 21                 | 19.14   | 17      | 4.35    | 8.3     |
|          | 19                  | HFW19S-2ST__LF | 22                 | 20.14   | 18      | 5.35    | 7.3     |
|          | 20                  | HFW20S-2ST__LF | 23                 | 21.14   | 19      | 5.35    | 8.3     |
|          | 21                  | HFW21S-2ST__LF | 24                 | 22.14   | 20      | 6.35    | 7.3     |
|          | 22                  | HFW22S-2ST__LF | 25                 | 23.14   | 21      | 6.35    | 8.3     |
|          | 23                  | HFW23S-2ST__LF | 26                 | 24.14   | 22      | 7.35    | 7.3     |
|          | 24                  | HFW24S-2ST__LF | 27                 | 25.14   | 23      | 7.35    | 8.3     |
|          | 25                  | HFW25S-2ST__LF | 28                 | 26.14   | 24      | 8.35    | 7.3     |
|          | 26                  | HFW26S-2ST__LF | 29                 | 27.14   | 25      | 8.35    | 8.3     |
|          | 27                  | HFW27S-2ST__LF | 30                 | 28.14   | 26      | 9.35    | 7.3     |
|          | 28                  | HFW28S-2ST__LF | 31                 | 29.14   | 27      | 9.35    | 8.3     |
|          | 29                  | HFW29S-2ST__LF | 32                 | 30.14   | 28      | 10.35   | 7.3     |
|          | 30                  | HFW30S-2ST__LF | 33                 | 31.14   | 29      | 10.35   | 8.3     |
| *        | 31                  | HFW31S-2ST__LF | 34                 | 32.14   | 30      | 11.35   | 7.3     |
|          | 32                  | HFW32S-2ST__LF | 35                 | 33.14   | 31      | 11.35   | 8.3     |
| *        | 33                  | HFW33S-2ST__LF | 36                 | 34.14   | 32      | 12.35   | 7.3     |

CAT. NO.

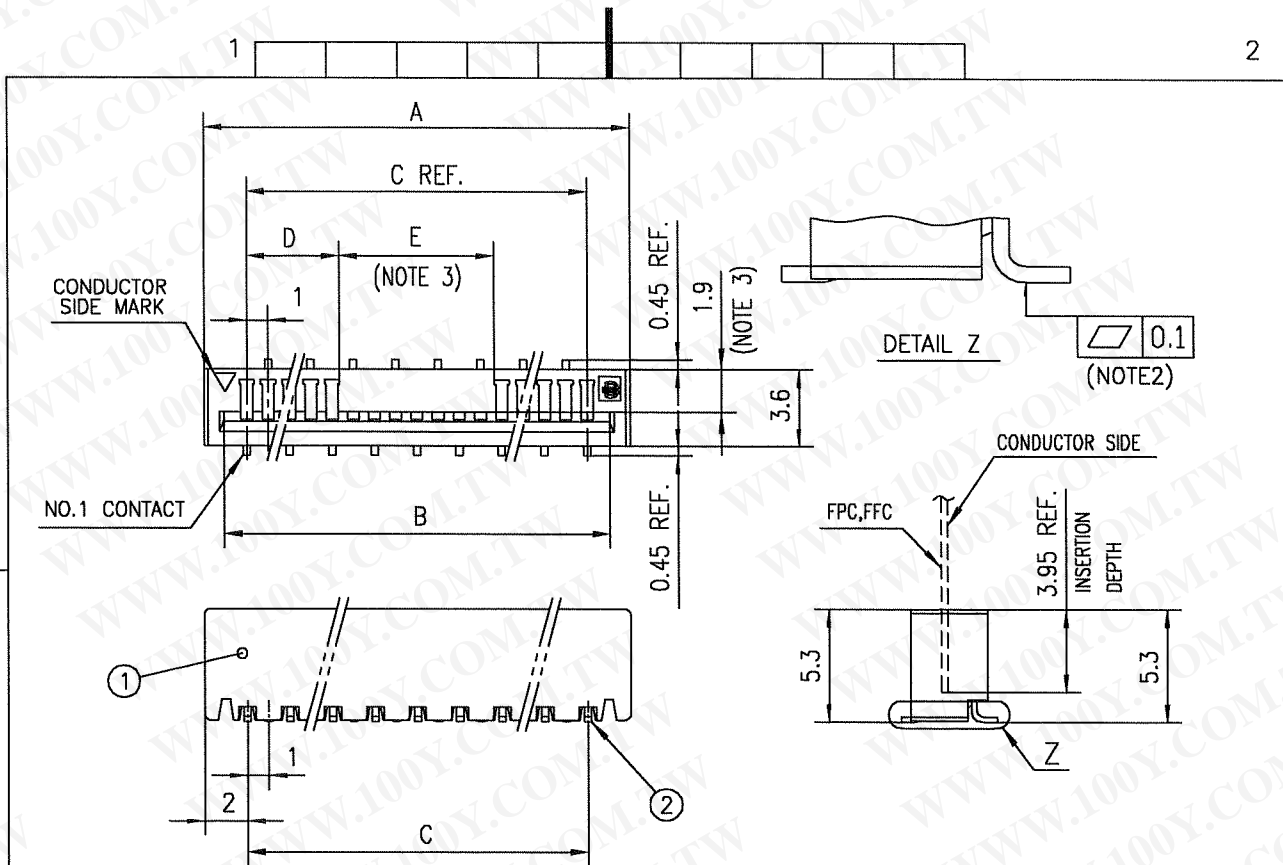


NOTES

1. THIS PRODUCT IS THE CONNECTOR DSIGNED TO TERMINATE FPC/FFC AND COPEs WITH AUTOMATIC MOUNTING (SMT).
2. SEE PART DRAWINGS FOR DIMENSIONS A~E.
3. PLEASE CONSULT US IN CASE OF USING PARTS WITH \* MARK.

|             |          |     |           |  |                    |            |  |   |  |         |  |        |
|-------------|----------|-----|-----------|--|--------------------|------------|--|---|--|---------|--|--------|
| mat'l. code |          |     |           | surface 58 / tolerance ISO 1302 ✓ / ISO 406 / ISO 1101 |                    | projection |  | product family 580F   |  | CODE JP |  |        |
| ltr         | ecn no   | dr  | date      | tolerances unless otherwise specified                  |                    | mm         |  | title CAT NO. TABLE FOR 1mm SPACING SMT CONNECTOR (CAT.No.HFW__S-2ST__LF) |  |         |  |        |
| A           | J05-0334 | H.T | 6/3/'05   | angles   | linear             | scale X    |  | dwg no sheet 1 of 1 size A4   |  |         |  |        |
| B           | J06-0435 | H.T | 10/26/'06 |  |                    |            |  | JSA 96464   |  |         |  |        |
|             |          |     |           | dr   | <i>H. Adar</i>     | 10/26/06   |  |   |  |         |  |        |
|             |          |     |           | enr  | <i>H. Adar</i>     | 10/26/06   |  |   |  |         |  |        |
|             |          |     |           | chr  | <i>K. S. Thang</i> | 10/26/06   |  |   |  |         |  |        |
|             |          |     |           | appd   | <i>S. Adar</i>     | 10/27/06   |  |   |  |         |  |        |
| sheet index | revision | B   | 1         |  |                    |            |  |   |  |         |  | Rev. B |

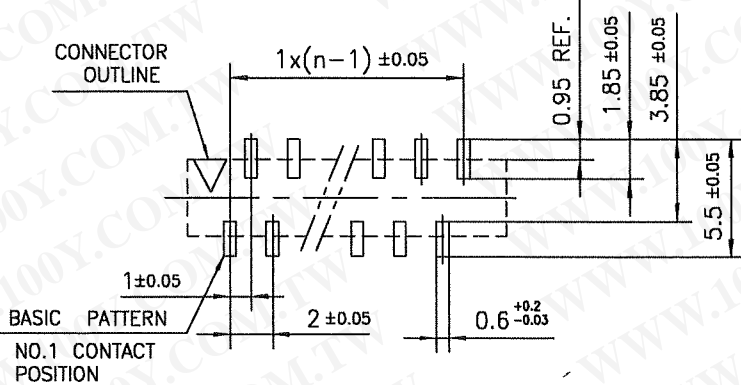
SC-HFWS03 JSA96465,96466,96467,93588,93587 form: A4



| PT. NO. | PARTS NAME | MATERIAL                              | Q'TY | NOTE                            |
|---------|------------|---------------------------------------|------|---------------------------------|
| 1       | HOUSING    | PA6T RESIN GLASS REINFORCED (UL94V-0) | 1    | COLOR : BLACK                   |
| 2       | CONTACT    | PHOSPHOR BRONZE                       | n    | Ni UNDER Sn PLATING (LEAD FREE) |

n : NO. OF CONTACTS

RECOMMENDED PC BOARD LAYOUT  
(COMPONENT SIDE)



NOTES

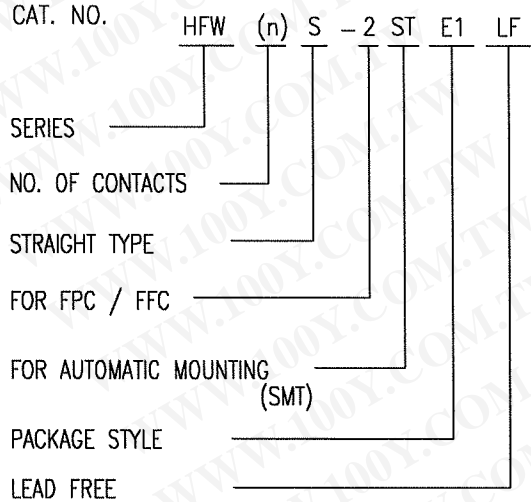
- THIS PRODUCT IS THE CONNECTOR DESIGNED TO TERMINATE FPC/FFC AND COPES WITH AUTOMATIC MOUNTING (SMT).
- FLATNESS OF CONTACT TERMINAL MUST BE WITHIN TOLERANCE IN Z PORTION DETAILED DRAWING.
- THIS DIMENSION IS SPACE FOR THE NOZZLE OF MOUNTER.
- THIS PRODUCT MEETS EUROPEAN UNION DIRECTIVES AND OTHER COUNTRY REGULATIONS AS DESCRIBED IN GS-22-008
- THE HOUSING WILL WITHSTAND EXPOSURE TO 260°C PEAK TEMPERATURE FOR 10 SECONDS IN A REFLOW SOLDERING OVEN.

|             |                |     |           |                                       |                                  |                |  |            |
|-------------|----------------|-----|-----------|---------------------------------------|----------------------------------|----------------|--|------------|
| mat'l. code |                |     |           | surface 58<br>ISO 1302                | tolerance<br>ISO 406<br>ISO 1101 | projection<br> | product family<br>580F   | CODE<br>JP |
| ltr         | ecn no         | dr  | date      | tolerances unless otherwise specified |                                  | mm<br>         | title<br>1mm SPACING SURFACE MOUNT<br>FPC/FFC CONNECTOR<br>(CAT.No.HFW__S-2ST__LF) |            |
| A           | J05-0334       | H.T | 6/3/'05   | angles                                | linear                           |                |  |            |
| B           | J05-0731       | H.T | 10/28/'05 |                                       |                                  |                |  |            |
| C           | J06-0435       | H.T | 10/26/'06 |                                       |                                  | scale          | X  |            |
|             |                |     |           | dr                                    | <i>[Signature]</i>               | 10/26/06       | sheet 1 of 1 size<br>JSA 96465 A4<br>type Product Customer Drawing                 |            |
|             |                |     |           | enr                                   | <i>[Signature]</i>               | 10/26/06       |  |            |
|             |                |     |           | chr                                   | <i>[Signature]</i>               | 10/26/06       |  |            |
|             |                |     |           | appd                                  | <i>[Signature]</i>               | 10/27/06       |  |            |
| sheet index | revision sheet | C   | 1         |                                       |                                  |                |  | Rev. c     |

SC-HFWS03 JSA96464  
form: A4

CAT. NO. & DIMENSIONS

| (NOTE.4) | NO. OF CONTACTS (n) | CAT. NO. (NOTE2) | DIMENSIONS (NOTE3) |         |         |
|----------|---------------------|------------------|--------------------|---------|---------|
|          |                     |                  | F ± 5              | G ± 0.3 | H ± 0.1 |
|          | 4                   | HFWS-2STE1LF     | 28.4               | 24      | —       |
|          | 5                   | HFWS-2STE1LF     | 28.4               | 24      | —       |
|          | 6                   | HFWS-2STE1LF     | 28.4               | 24      | —       |
|          | 7                   | HFWS-2STE1LF     | 28.4               | 24      | —       |
|          | 8                   | HFWS-2STE1LF     | 28.4               | 24      | —       |
|          | 9                   | HFWS-2STE1LF     | 28.4               | 24      | —       |
|          | 10                  | HFWS-2STE1LF     | 28.4               | 24      | —       |
|          | 11                  | HFWS-2STE1LF     | 28.4               | 24      | —       |
|          | 12                  | HFWS-2STE1LF     | 28.4               | 24      | —       |
|          | 13                  | HFWS-2STE1LF     | 28.4               | 24      | —       |
|          | 14                  | HFWS-2STE1LF     | 36.4               | 32      | 28.4    |
|          | 15                  | HFWS-2STE1LF     | 36.4               | 32      | 28.4    |
|          | 16                  | HFWS-2STE1LF     | 36.4               | 32      | 28.4    |
|          | 17                  | HFWS-2STE1LF     | 36.4               | 32      | 28.4    |
|          | 18                  | HFWS-2STE1LF     | 48.4               | 44      | 40.4    |
|          | 19                  | HFWS-2STE1LF     | 48.4               | 44      | 40.4    |
|          | 20                  | HFWS-2STE1LF     | 48.4               | 44      | 40.4    |
|          | 21                  | HFWS-2STE1LF     | 48.4               | 44      | 40.4    |
|          | 22                  | HFWS-2STE1LF     | 48.4               | 44      | 40.4    |
|          | 23                  | HFWS-2STE1LF     | 48.4               | 44      | 40.4    |
|          | 24                  | HFWS-2STE1LF     | 48.4               | 44      | 40.4    |
|          | 25                  | HFWS-2STE1LF     | 48.4               | 44      | 40.4    |
|          | 26                  | HFWS-2STE1LF     | 48.4               | 44      | 40.4    |
|          | 27                  | HFWS-2STE1LF     | 48.4               | 44      | 40.4    |
|          | 28                  | HFWS-2STE1LF     | 48.4               | 44      | 40.4    |
|          | 29                  | HFWS-2STE1LF     | 60.4               | 56      | 52.4    |
|          | 30                  | HFWS-2STE1LF     | 60.4               | 56      | 52.4    |
| *        | 31                  | HFWS-2STE1LF     | 60.4               | 56      | 52.4    |
|          | 32                  | HFWS-2STE1LF     | 60.4               | 56      | 52.4    |
| *        | 33                  | HFWS-2STE1LF     | 60.4               | 56      | 52.4    |



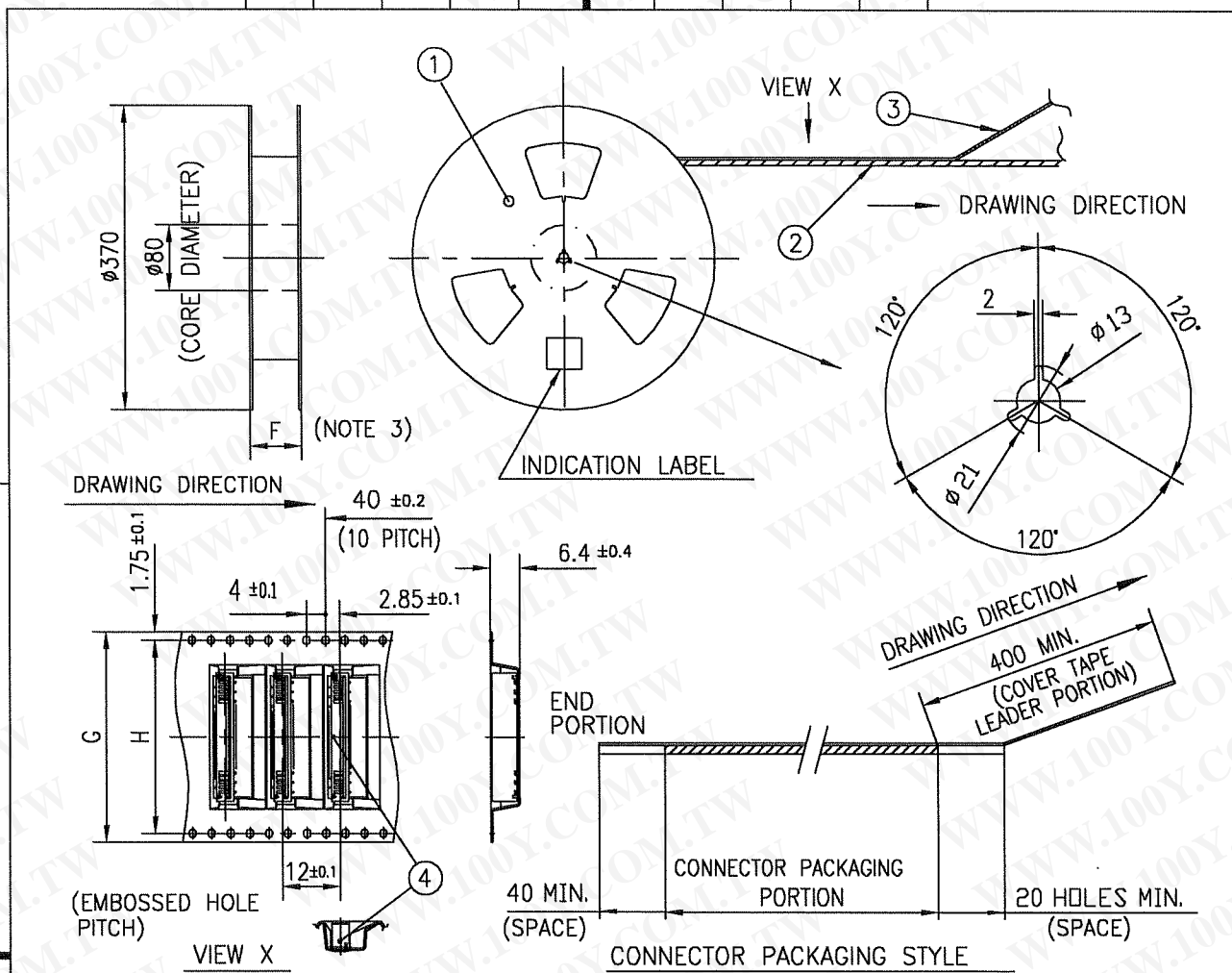
- NOTES
1. THIS PRODUCT IS THE CONNECTOR DESIGNED TO TERMINATE FPC/FFC AND COPE WITH AUTOMATIC MOUNTING (SMT).
  2. THIS CATALOG NO. INDICATES PLASTIC TAPE PACKAGED CONNECTOR.
  3. SEE PART DRAWINGS FOR DIMENSIONS F~H.
  4. PLEASE CONSULT US IN CASE OF USING PARTS WITH \* MARK.



FCIconnect.com

Copyright FCI.

|             |                |  |          |                                       |        |  |  |              |  |
|-------------|----------------|--|----------|---------------------------------------|--------|--|--|--------------|--|
| mat'l. code |                | surface 58 / tolerance ISO 1302 ✓ / ISO 406 / ISO 1101 |          | projection                            |        | product family 580F  |  | CODE JP      |  |
| ltr         | ecn no         | dr   | date     | tolerances unless otherwise specified |        | title  |  | sheet 1 of 1 |  |
| A           | J05-0334       | H.T  | 6/3/05   | angles                                | linear | CAT. NO. TABLE FOR PLASTIC TAPE PACKAGED 1mm SPACING SMT CONN. (CAT.No.HFW__S-2STE1LF) |  | size A4      |  |
| B           | J06-0435       | H.T  | 10/26/06 |                                       |        | dwg no JSA 96466   |  |              |  |
|             |                | dr   | 10/26/06 |                                       |        | type Product Customer Drawing  |  |              |  |
|             |                | enr  | 10/26/06 |                                       |        |  |  |              |  |
|             |                | chr  | 10/26/06 |                                       |        |  |  |              |  |
|             |                | appd   | 10/27/06 |                                       |        |  |  |              |  |
| sheet index | revision sheet | B  | 1        |                                       |        |  |  | Rev. B       |  |



| PT. NO. | PARTS NAME              | CAT. NO.       | MATERIAL          | Q'TY  | NOTE               |
|---------|-------------------------|----------------|-------------------|-------|--------------------|
| 1       | REEL                    | _____          | CARDBOARD         | 1     | COLOR:GRAY         |
| 2       | PLASTIC (EMBOSSED) TAPE | _____          | PET               | _____ | COLOR:TRANSPARENCY |
| 3       | COVER                   | _____          | POLYESTER         | _____ | COLOR:TRANSPARENCY |
| 4       | CONNECTOR               | HFW__S-2ST__LF | SEE ATTACHED DWG. | 1000  | _____              |

NOTES

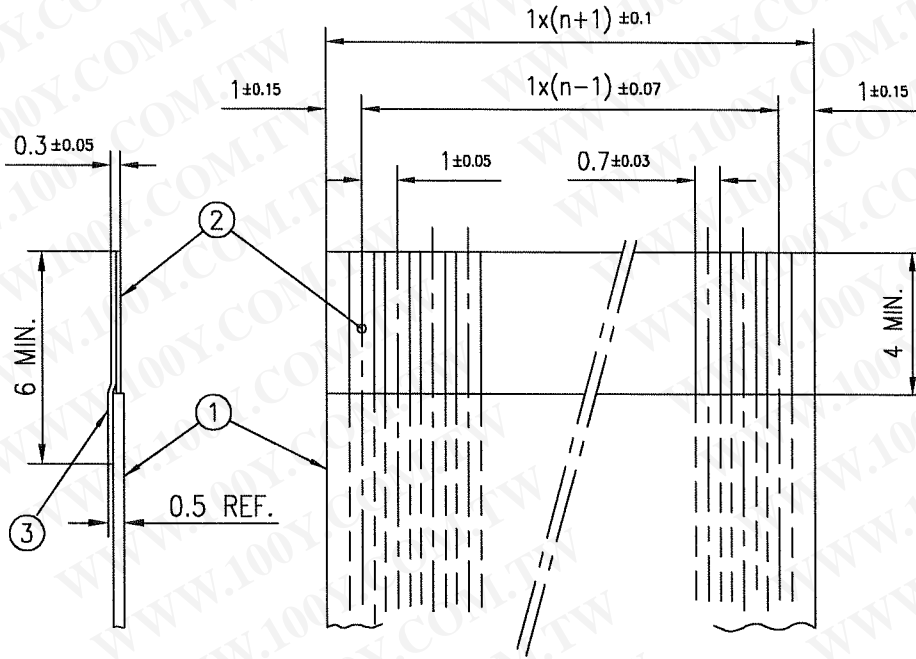
- THIS IS PLASTIC TAPE PACKAGED CONNECTOR USED FOR FPC/FFC AND COPES WITH AUTOMATIC MOUNTING (SMT).
- SEE JIS C 0806 (PACKING OF ELECTRONIC COMPONENTS ON CONTINUOUS TAPES (SURFACE MOUNTING DEVICES)) FOR SHAPE AND DIMENSIONS OF PLASTIC (EMBOSSED) TAPE AND REEL.
- F DIMENSION IS PORTION OF THE CORE.

|             |  |                         |  |                              |  |            |  |                                       |  |   |  |
|-------------|--|-------------------------|--|------------------------------|--|------------|--|---------------------------------------|--|---|--|
| mat'l. code |  | surface 58 / ISO 1302 ✓ |  | tolerance ISO 406 / ISO 1101 |  | projection |  | product family 580F                   |  | CODE JP   |  |
| ltr         |  | ecn no                  |  | dr                           |  | date       |  | tolerances unless otherwise specified |  | title   |  |
| A           |  | J05-0334                |  | H.T.                         |  | 6/3/'05    |  | ±5                                    |  | PLASTIC TAPE PACKAGED<br>1mm SPACING SMT CONNECTOR<br>(CAT.No.HFW__S-2STE1LF) |  |
| B           |  | J06-0435                |  | H.T.                         |  | 10/26/'06  |  | mm                                    |  | scale X   |  |
|             |  |                         |  | angles                       |  | linear     |  | mm                                    |  | sheet 1 of 1  |  |
|             |  |                         |  | ±5'                          |  |            |  | scale X                               |  | size A4   |  |
|             |  |                         |  | dr                           |  | 10/26/06   |  | FCJ                                   |  | sheet 1 of 1  |  |
|             |  |                         |  | enr                          |  | 10/26/06   |  |                                       |  | JSA 96467   |  |
|             |  |                         |  | chr                          |  | 10/26/06   |  |                                       |  | A4  |  |
|             |  |                         |  | appd                         |  | 10/27/06   |  |                                       |  | type Product Customer Drawing   |  |
| sheet index |  | revision sheet          |  | B                            |  | 1          |  |                                       |  | Rev. B  |  |

SC-HFWS03 JSA96464 96466 form: A4

RECOMMENDED CABLE (FFC)

n : NO. OF CONDUCTOR



| PT. NO. | DESCRIPTION     | MATERIAL                                | NOTE                                |
|---------|-----------------|---|-------------------------------------|
| 1       | INSULATOR       | FLAME RESISTING POLYESTER OR EQUIVALENT | _____                               |
| 2       | CONDUCTOR       | COPPER FOIL                             | PLATING: TIN OR SOLDER<br>1 μm MIN. |
| 3       | SUPPORTING TAPE | FLAME RESISTING POLYESTER OR EQUIVALENT | _____                               |

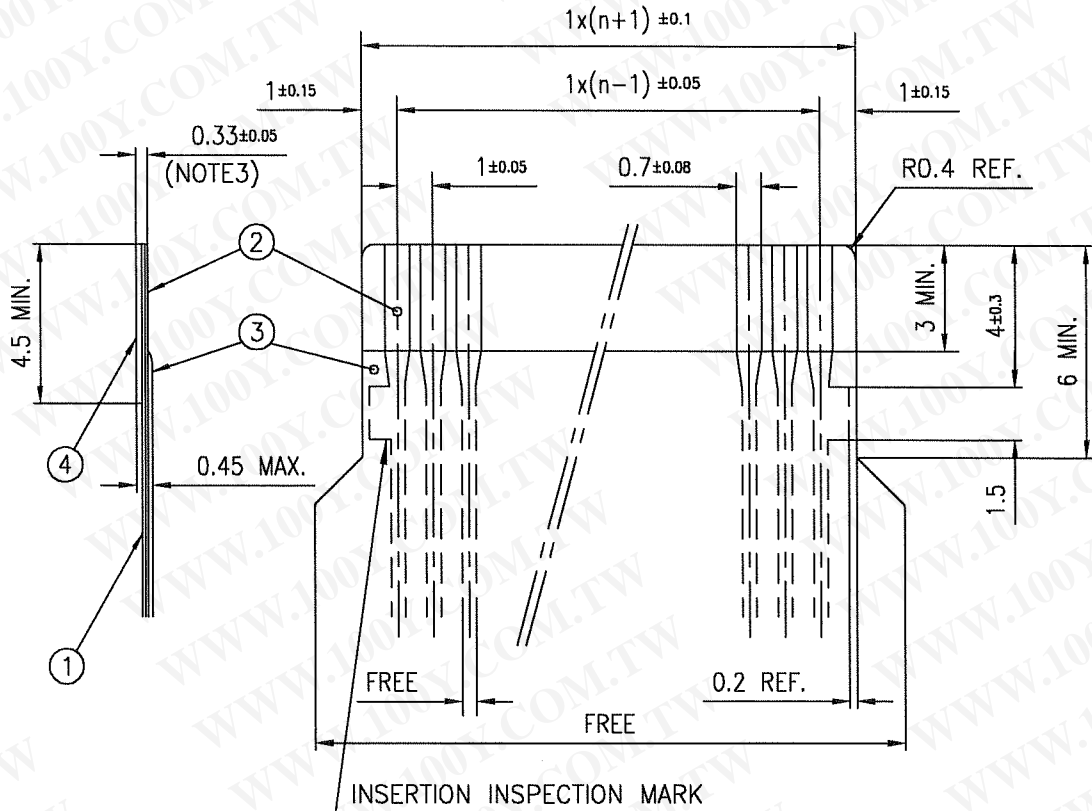
NOTES

1. NO BURR AT EACH PORTION.
2. NO PEELING IN COMMON USE.

|             |                |     |            |  |            |   |         |
|-------------|----------------|-----|------------|--|------------|---|---------|
| mat'l. code |                |     |            | surface 58 / tolerance ISO 1302 ✓ / ISO 406 / ISO 1101 | projection | product family 580F                                 | CODE JP |
| ltr         | ecn no         | dr  | date       | tolerances unless otherwise specified                  | mm         | title<br>RECOMMENDED CABLE<br>(CAT.No.HFW__S-2ST__) |         |
| AA          | J04-0334       | H.T | Oct.13,'04 | angles linear  |            |   |         |
| AB          | J06-0435       | H.T | 10/26/'06  |  | scale X    | dwg no sheet 1 of 1 size                            |         |
|             |                |     |            | dr   |            | JSA 93588 A4  |         |
|             |                |     |            | engr   |            | type Product Customer Drawing                       |         |
|             |                |     |            | chr  |            |   |         |
|             |                |     |            | appd   |            |   |         |
| sheet index | revision sheet | AB  | 1          |  |            |   | Rev. AB |

RECOMMENDED CABLE (FPC)

n : NO. OF CONDUCTORS



| PT. NO. | DISCRIPTION     | MATERIAL                               | THICKNESS (μm) |
|---------|-----------------|--|----------------|
| 1       | BASE FILM       | POLYIMIDE OR POLYESTER OR EQUIVALENT   | 25             |
| 2       | CONDUCTOR       | COPPER FOIL(PLATING : SOLDER 1μm MIN.) | 35             |
| 3       | OVERLAY         | POLYIMIDE OR POLYESTER OR EQUIVALENT   | —              |
| 4       | SUPPORTING TAPE | POLYESTER OR POLYIMIDE OR EQUIVALENT   | 188            |

NOTES

1. NO BURR AT EACH PORTION.
2. NO PEELING IN COMMON USE.
3. TOTAL THICKNESS LIMIT OF EACH MATERIAL (INCLUDING ADHESIVE AGENT) IS SPECIFIED.

|                            |  |                |  |  |  |            |  |                               |  |                   |  |
|----------------------------|--|----------------|--|--|--|------------|--|-------------------------------|--|-------------------|--|
| mat'l. code                |  |                |  | surface 58 / tolerance ISO 1302 ✓ / ISO 406 / ISO 1101 |  | projection |  | product family 580F           |  | CODE JP           |  |
| ltr ecn no dr date         |  |                |  | tolerances unless otherwise specified                  |  | mm         |  | title                         |  |                   |  |
| AA J04-0334 H.T Oct.13,'04 |  |                |  | angles linear  |  | mm         |  | RECOMMENDED CABLE             |  |                   |  |
| AB J06-0435 H.T 10/26/'06  |  |                |  |  |  | scale X    |  | (CAT.No.HFW__S-2ST__)         |  |                   |  |
| dr                         |  |                |  | 10/26/06   |  | FCJ        |  | dwg no                        |  | sheet 1 of 1 size |  |
| enr                        |  |                |  | 10/26/06   |  |            |  | JSA 93587                     |  | A4                |  |
| chr                        |  |                |  | 10/26/06   |  |            |  | type Product Customer Drawing |  |                   |  |
| appd                       |  |                |  | 10/27/06   |  |            |  |                               |  |                   |  |
| sheet index                |  | revision sheet |  | AB 1   |  |            |  |                               |  | Rev. AB           |  |