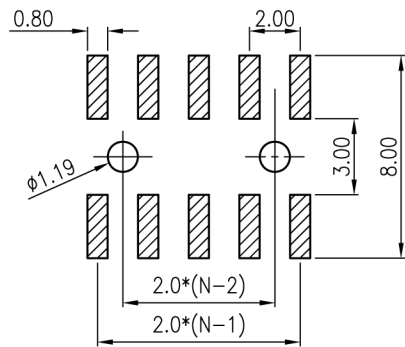
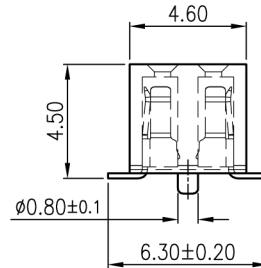
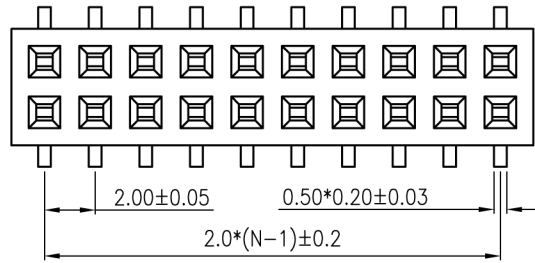


| REV. | DESCRIPTION | DRAWN | CHECKED | APPROVED |
|------|-------------|---------------|---------|----------|
| A | NEW RELEASE | YCH 07/27/10' | | |
| | | | | |
| | | | | |

N=HALF OF PIN POSITIONS



RECOMMEND PCB LAYOUT
(TOLERANCE=±0.05)

NOTES:

- ELECTRICAL CHARACTERISTICS:
 - CONTACT RESISTANCE: 20mΩ Max. INITIAL.
 - DIELECTRIC WITHSTANDING VOLTAGE: 500V AC(rms) FOR 1 MINUTE.
 - INSULATION RESISTANCE: 1000MΩ Min.
- ENVIRONMENT CHARACTERISTICS:
 - TEMPERATURE: -40°C~+105°C.
- PART NUMBER: DS1026-07
- PRODUCT NUMBER CODE:
DS1026-07 - X X X X X X
 - POST SUPPORT
S:W/ POST
X:W/O POST
 - CONTACTS TYPE
S:SMT
 - HOUSING COLOR
B:BLACK
 - CONTACT PLATING
8: FULL GOLD FLASH
 - CONNECTOR TYPE
S:SOCKET
 - No.OF CONTACTS
2*1-2*X
 - SERIES No.
DS1026-07

| | | | | | | | | |
|-------------------|-------|---------------------|--------|------------|----|--------|-------------------------------|--|
| GENERAL TOLERANCE | | ANGLE TOLERANCE | | PROJECTION | | TITLE | DUAL ROW W/N LOCATE PEG S.M.T | |
| X. | ±0.60 | X. | ±5° | UNITS | mm | | | |
| .X | ±0.38 | .X | ±3° | SHEET SIZE | A4 | SERIES | DS1026-07 SERIES | |
| .XX | ±0.25 | .XX | ±2° | | | | | |
| DRAWING TYPE | | CUSTOMER | | | | | | |
| SCALE | 1:1 | SHEET | 1 OF 1 | | | | | |
| DRAWING NO. | | C-DS1026-07-2*XXXXX | | | | | | |