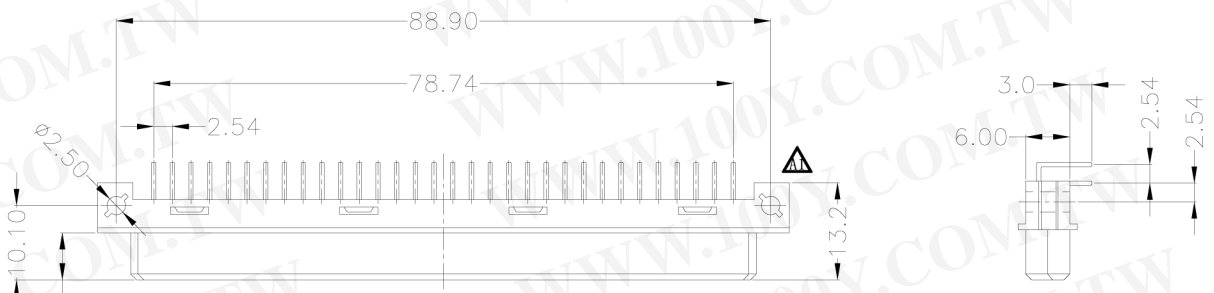
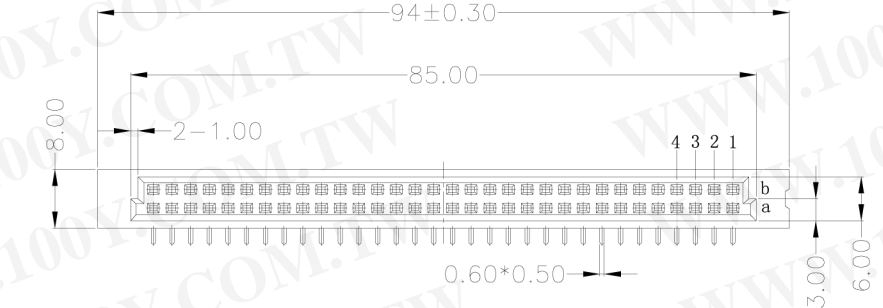


REV.	ECN NO.	DESCRIPTION	DATE	DESIGN
A1	20120530001	鱼叉孔变更八字形	2012. 05. 30	管正志

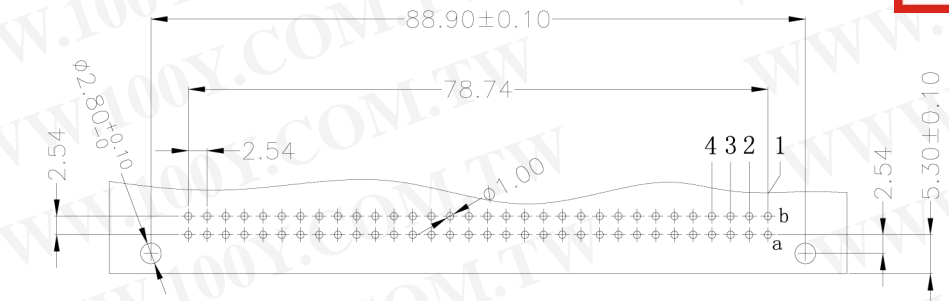


SPECIFICATION
MATERIAL
 Housing:PBT+5%PC UL94V-0
 Contacts:PhosPhor Bronze
CONTACT PLATING
 G=GOLD FLASH PLATED ALL OVER, Ni UNDER PLATED ALL OVER.
 T=TIN PLATED ALL OVER, Ni UNDER PLATED ALL OVER.
 S=GOLD FLASH PLATED ON CONTACT AREA, TIN PLATED ON SOLDER TAIL, Ni UNDER PLATED ALL OVER.
 A=5u" (Selective) R=3u" (Selective)
 B=10u" (Selective) P=8u" (Selective)
 C=15u" (Selective) E=2u" (Semi-Gold Matte Tin)
 D=30u" (Selective) F=3u" (Semi-Gold Matte Tin)
 V=1u" (Selective) U=5u" (Semi-Gold Matte Tin)
 N=3u" (Gold)
ELECTRICAL
 Current rating: 2 Amps .
 Contact resistance: 20 mohms initial
 Insulation resistance: 100000 Mohms min @ 500 VDC
 Dielectric withstanding voltage: 1000 VAC / minute
 Operating temperature: -55° C TO +125° C



勝特力材料 866-3-5753170
 勝特力电子(上海) 86-21-34970699
 勝特力电子(深圳) 86-755-83298787
[Http://www.100y.com.tw](http://www.100y.com.tw)

- Part no. A01 A - 064 F X R 3 A E X
 1 2 3 4 5 6 7 8 9 10
- SERIES NO.
 - TYPE:
A=Standard
 - CONTACT NUMBER
 - CONTACT TYPE:
F=Female
 - CONTACT AREA PLATING:
SEE SPECIFICATION
 - FUNCTION OPTION:
R=Right angle
 - PROCESS OPTION:
3=2*32 Housing (Male=180° Female=90°)
 - ROW SPACING:
A=2.54mm(a+b满针)
 - CONTACT LENGTH:
E=3.0mm
 - INSULATOR COLOR:
5=BEIGE
A=Champagne



PCB LAYOUT(RECOMMENDED)
 (TOP VIEW TOL. :±0.05)

公差一览表			nextun® CONNECTOR				
TOLERANCE UNLESS OTHERWISE			单位	制图	管正志	产品名称	
X.	±0.25	X°	±5°	mm	DRAWING	管正志	欧式插座 264 S型 母弯
.X	±0.20	.X°	±2°	角法	DESIGN	管正志	产品料号
.XX	±0.15	.XX°	±1°	VIEW	CHECK		PART NO.
.XXX	±0.02	.XXX°	±0.5°	SCALE	APPD		A01A-064FXR3AEX
日期	DATE		2012. 05. 30	版本	VER	A1	图号
							A01A-064FXR3AEX-A1