

# Coaxial Bias-Tee

勝特力材料 886-3-5753170  
 勝特力电子(上海) 86-21-34970699  
 勝特力电子(深圳) 86-755-83298787  
[Http://www.100y.com.tw](http://www.100y.com.tw)

## ZFBT-6G-FT+

50Ω Wideband 10 to 6000 MHz



CASE STYLE: Y460

### Maximum Ratings

Operating Temperature	-55°C to 100°C
Storage Temperature	-55°C to 100°C
RF Power	30 dBm max.
Voltage at DC port	30 V max.
Input Current	500 mA
DC resistance from DC to RF&DC port	4.5 ohm typ.

Permanent damage may occur if any of these limits are exceeded.

### Coaxial Connections

RF	in (SMA female)
RF&DC	out (SMA male)
DC	(feed-through pin)
GROUND	GROUND

### Features

- wideband, 10 to 6000 MHz
- low insertion loss, 0.6 dB typ.
- feed through terminal per DC port

### Applications

- biasing amplifiers
- biasing of laser diodes
- biasing of active antennas
- DC return
- DC blocking
- test accessory

Connectors Model

SMA ZFBT-6G-FT+  
 BRACKET (OPTION "B")

+ RoHS compliant in accordance with EU Directive (2002/95/EC)

The +Suffix has been added in order to identify RoHS Compliance. See our web site for RoHS Compliance methodologies and qualifications.

### Bias-Tee Electrical Specifications

FREQUENCY (MHz)		INSERTION LOSS* (dB)			ISOLATION* (dB) (RF port to DC port) (RF&DC port to DC port)			VSWR** (:1)								
$f_L$	$f_U$	L	M	U	L	M	U	L	M	U						
		Typ.	Max.	Typ.	Max.	Typ.	Max.	Typ.	Max.	Typ.						
10	6000	0.15	0.6	0.6	1.4	1.0	2.2	—	—	—	1.06	1.2	1.13	1.3	1.13	1.5

L= low range ( $f_L$  to 10  $f_L$ )

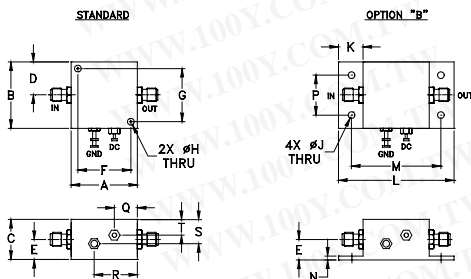
M= mid range (10  $f_L$  to  $f_U/2$ )

U= upper range ( $f_U/2$  to  $f_U$ )

\* Insertion Loss and Isolation are guaranteed up to 20 dBm-RF power and 200mA DC current.

\*\*VSWR measured with open and short at DC port.

### Outline Drawing



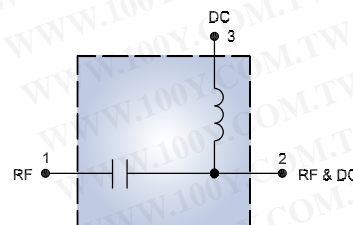
### Outline Dimensions (inch mm)

A	B	C	D	E	F	G	H	J	K
1.25	1.25	.75	.63	.36	1.000	1.000	.125	.125	.46
31.75	31.75	19.05	16.00	9.14	25.40	25.40	3.18	3.18	11.68
L	M	N	P	Q	R	S	T	wt.	
2.18	1.688	.06	.750	.50	.80	.45	.29	grams	
55.37	42.88	1.524	19.05	12.7	20.32	11.43	7.366	38	

### Typical Performance Data

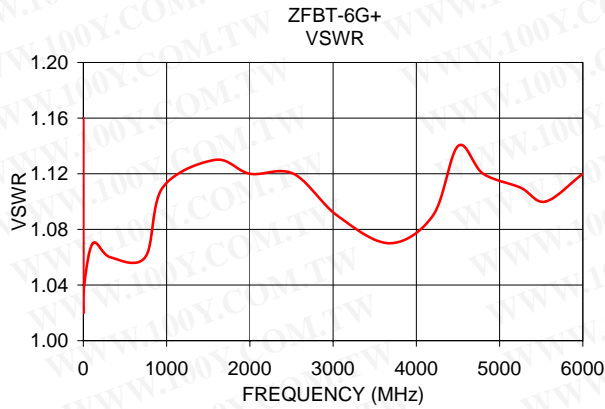
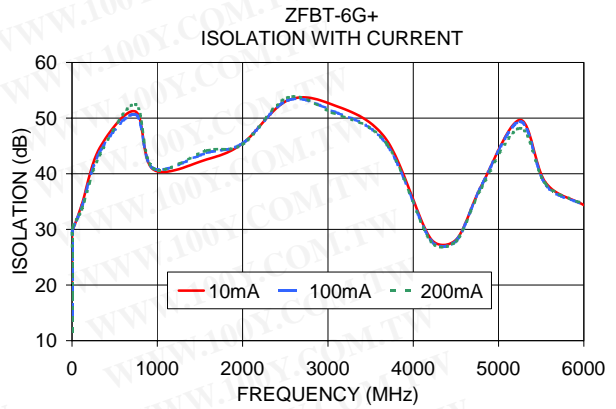
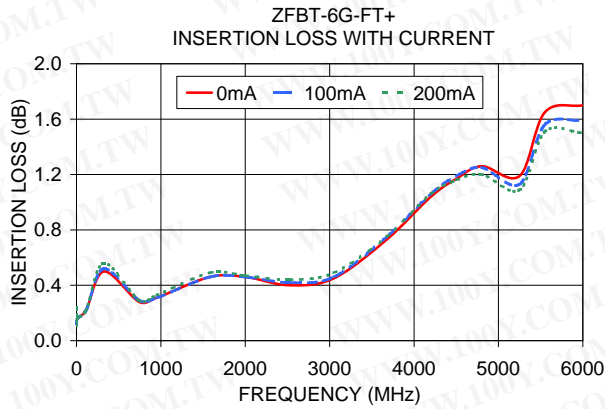
Freq. (MHz)	Pin (dBm)	INSERTION LOSS (dB) with Current						ISOLATION (dB) (Pin= -10dBm) with current						VSWR (:1)
		0mA	20mA	50mA	100mA	150mA	200mA	10mA	20mA	50mA	100mA	150mA	200mA	
10.00	18.50	0.16	0.17	0.17	0.16	0.16	0.16	30.06	30.07	30.07	30.20	30.38	30.56	1.04
114.75	19.50	0.22	0.25	0.24	0.22	0.22	0.22	34.45	34.49	34.27	33.99	33.83	33.59	1.07
324.25	19.70	0.50	0.55	0.53	0.52	0.53	0.56	44.65	44.61	44.25	43.90	43.91	43.34	1.06
743.25	18.70	0.28	0.31	0.30	0.29	0.29	0.29	51.19	50.50	50.16	50.65	51.69	52.47	1.06
952.75	18.20	0.31	0.33	0.33	0.31	0.32	0.33	40.75	40.80	40.97	40.97	40.93	40.95	1.11
1581.25	18.00	0.46	0.48	0.47	0.46	0.48	0.49	42.58	42.59	43.94	43.77	44.36	44.17	1.13
2000.25	17.10	0.46	0.48	0.47	0.46	0.46	0.47	45.46	45.57	45.73	45.48	46.14	45.28	1.12
2524.00	14.40	0.40	0.42	0.41	0.42	0.43	0.44	53.15	53.72	52.19	53.17	52.67	53.67	1.12
3047.75	14.20	0.45	0.48	0.47	0.46	0.46	0.49	52.46	52.25	51.55	51.33	51.46	50.99	1.09
3676.25	15.10	0.73	0.74	0.75	0.75	0.75	0.75	46.32	47.19	46.36	45.53	46.19	45.65	1.07
4200.00	17.90	1.04	1.07	1.07	1.06	1.05	1.06	28.42	28.36	28.24	28.14	28.01	27.92	1.09
4502.50	-0.60	1.17	1.19	1.18	1.19	1.17	1.16	28.15	28.10	28.05	27.96	27.84	27.87	1.14
4802.00	-0.70	1.26	1.26	1.27	1.25	1.22	1.20	37.95	38.01	38.19	37.93	37.58	37.51	1.12
5251.75	-1.10	1.19	1.17	1.16	1.13	1.11	1.09	49.68	51.04	49.12	49.37	49.13	48.19	1.11
5550.75	-2.00	1.65	1.63	1.60	1.56	1.54	1.51	38.44	38.56	38.36	38.07	37.85	38.19	1.10
6000.00	-2.40	1.70	1.71	1.65	1.59	1.54	1.50	34.37	34.36	34.23	34.40	34.49	34.48	1.12

### Electrical Schematic



# Performance Charts

# ZFBT-6G-FT+



勝特力材料 886-3-5753170  
勝特力电子(上海) 86-21-34970699  
勝特力电子(深圳) 86-755-83298787  
[Http://www.100y.com.tw](http://www.100y.com.tw)