

High Pass Filter

勝特力材料 886-3-5753170
 勝特力电子(上海) 86-21-34970699
 勝特力电子(深圳) 86-755-83298787
 Http://www.100y.com.tw

VHF-5050+

50Ω 5500 to 10000 MHz

Maximum Ratings

Operating Temperature	-55°C to 100°C
Storage Temperature	-55°C to 100°C
RF Power Input*	7W max. at 25°C

*Passband rating, derate linearly to 3W at 100°C ambient.
 Permanent damage may occur if any of these limits are exceeded.

Features

- Rugged uni-body construction, small size
- 5 sections
- Temperature stable
- Excellent power handling, 7W
- Low cost



CASE STYLE: FF704

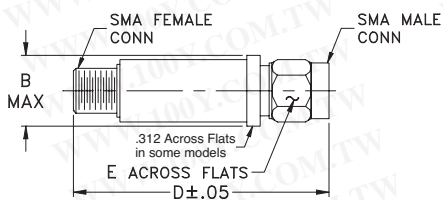
Connectors	Model	Price	Qty.
SMA	VHF-5050+	\$24.95 ea.	(1-9)

Application

- Sub-harmonic rejection and DC blocking
- Transmitters/Receivers
- Lab use

+RoHS Compliant
 The +Suffix identifies RoHS Compliance. See our web site for RoHS Compliance methodologies and qualifications

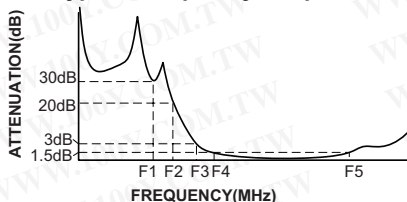
Outline Drawing



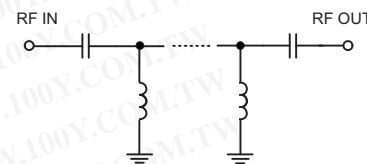
High Pass Filter Electrical Specifications (T_{AMB} = 25°C)

STOPBAND (MHz)		fco, MHz	PASSBAND (MHz)		VSWR		NO. OF SECTIONS
(Loss>30dB)	(Loss>20dB)	Nom.	(Loss<1.5dB)	(Loss<2dB)	Typ.	Frequency (MHz)	
Typ. DC-F1	Min. DC-F2	Typ. F3	Max. F4-F5	Max.			
DC-3600	DC-4200	5050	5650-9700	5500-10000	20:1	5200-10000	5

Typical Frequency Response



Electrical schematic



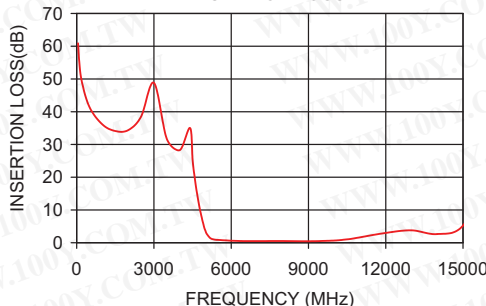
Outline Dimensions (inch/mm)

B	D	E	wt.
.410	1.43	.312	grams
10.41	36.32	7.92	10

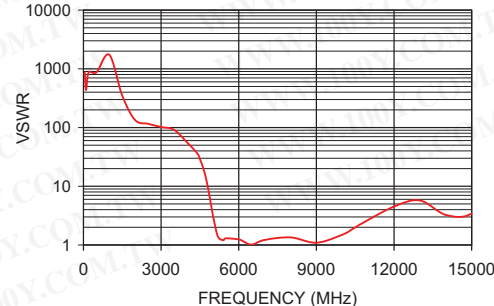
Typical Performance Data at 25°C

Frequency (MHz)	Insertion Loss (dB)	VSWR (:1)
50	60.91	868.59
1000	36.10	1737.18
3600	30.42	62.05
4200	31.29	46.96
4700	13.75	15.81
4800	9.55	9.96
4950	4.71	4.30
5050	2.71	2.51
5200	1.34	1.38
5500	0.85	1.30
5650	0.79	1.35
9700	0.53	1.27
10000	0.66	1.50
10700	1.25	2.25
12000	2.99	4.52
14000	2.65	3.25
15000	5.25	3.45

VHF-5050+
INSERTION LOSS



VHF-5050+
VSWR



Mini-Circuits®
 ISO 9001 ISO 14001 AS 9100 CERTIFIED
 The Design Engineers Search Engine Provides ACTUAL Data Instantly at minicircuits.com
 I/F/RF MICROWAVE COMPONENTS

For detailed performance specs & shopping online see web site

P.O. Box 350166, Brooklyn, New York 11235-0003 (718) 934-4500 Fax (718) 332-4661 The Design Engineers Search Engine Provides ACTUAL Data Instantly at minicircuits.com

Notes: 1. Performance and quality attributes and conditions not expressly stated in this specification sheet are intended to be excluded and do not form a part of this specification sheet. 2. Electrical specifications and performance data contained herein are based on Mini-Circuit's applicable established test performance criteria and measurement instructions. 3. The parts covered by this specification sheet are subject to Mini-Circuits standard limited warranty and terms and conditions (collectively, "Standard Terms"); Purchasers of this part are entitled to the rights and benefits contained therein. For a full statement of the Standard Terms and the exclusive rights and remedies thereunder, please visit Mini-Circuits' website at www.minicircuits.com/MCLStore/terms.jsp.