

# High Pass Filter

勝特力材料 886-3-5753170  
 胜特力电子(上海) 86-21-34970699  
 胜特力电子(深圳) 86-755-83298787  
 Http://www.100y.com.tw

## VHF-4600+

50Ω 5000 to 11000 MHz

### Maximum Ratings

Operating Temperature	-55°C to 100°C
Storage Temperature	-55°C to 100°C
RF Power Input*	7W max. at 25°C

\*Passband rating, derate linearly to 3W at 100°C ambient.  
 Permanent damage may occur if any of these limits are exceeded.

### Features

- Rugged uni-body construction, small size
- 5 sections
- Temperature stable
- Excellent power handling, 7W
- Low cost

### Application

- Sub-harmonic rejection and DC blocking
- Transmitters/Receivers
- Lab use

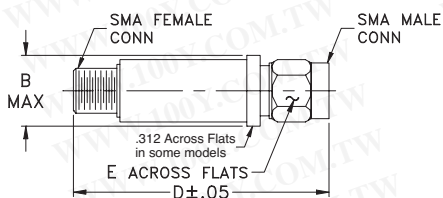


CASE STYLE: FF704

Connectors	Model	Price	Qty.
SMA	VHF-4600+	\$24.95 ea.	(1-9)

**+RoHS Compliant**  
 The +Suffix identifies RoHS Compliance. See our web site for RoHS Compliance methodologies and qualifications

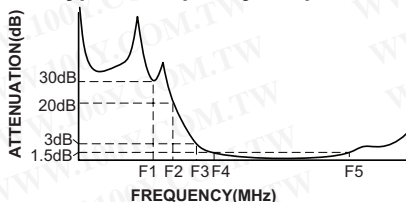
### Outline Drawing



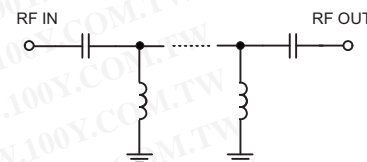
### High Pass Filter Electrical Specifications (T<sub>AMB</sub> = 25°C)

STOPBAND (MHz)		f <sub>co</sub> , MHz	PASSBAND (MHz)		VSWR		NO. OF SECTIONS
(Loss>30dB)	(Loss>20dB)	Nom.	(Loss<1.5dB)	(Loss<2dB)	Typ.	Frequency (MHz)	
Typ. DC-F1	Min. DC-F2	Typ. F3	Max. F4-F5	Max.			
DC-3700	DC-3800	4600	5200-10500	5000-11000	20:1	4720-11000	5

### Typical Frequency Response



### Electrical schematic



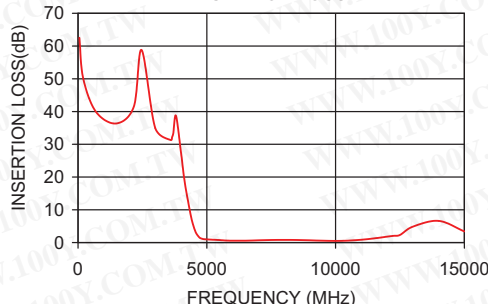
### Outline Dimensions (inch/mm)

B	D	E	wt.
.410	1.43	.312	grams
10.41	36.32	7.92	10

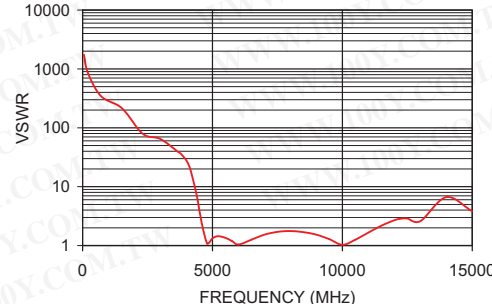
### Typical Performance Data at 25°C

Frequency (MHz)	Insertion Loss (dB)	VSWR (:1)
50	62.53	1737.18
1500	36.36	217.15
2470	58.79	72.39
3700	33.38	38.61
3800	38.72	35.46
4150	18.07	19.54
4380	8.20	7.53
4500	4.59	3.82
4600	2.66	2.24
4720	1.51	1.35
5000	0.97	1.32
5200	0.89	1.44
8000	0.82	1.76
10500	0.60	1.26
11000	0.85	1.66
12250	2.05	2.86
15000	3.40	3.82

VHF-4600+  
INSERTION LOSS



VHF-4600+  
VSWR



**Mini-Circuits**  
 ISO 9001 ISO 14001 AS 9100 CERTIFIED  
 I/F/R/ MICROWAVE COMPONENTS

For detailed performance specs & shopping online see web site

P.O. Box 350166, Brooklyn, New York 11235-0003 (718) 934-4500 Fax (718) 332-4661 The Design Engineers Search Engine Provides ACTUAL Data Instantly at [minicircuits.com](http://minicircuits.com)

Notes: 1. Performance and quality attributes and conditions not expressly stated in this specification sheet are intended to be excluded and do not form a part of this specification sheet. 2. Electrical specifications and performance data contained herein are based on Mini-Circuit's applicable established test performance criteria and measurement instructions. 3. The parts covered by this specification sheet are subject to Mini-Circuits standard limited warranty and terms and conditions (collectively, "Standard Terms"); Purchasers of this part are entitled to the rights and benefits contained therein. For a full statement of the Standard Terms and the exclusive rights and remedies thereunder, please visit Mini-Circuits' website at [www.minicircuits.com/MCLStore/terms.jsp](http://www.minicircuits.com/MCLStore/terms.jsp).