
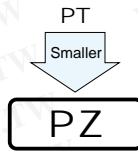


PZ High Voltage, Smaller-sized series



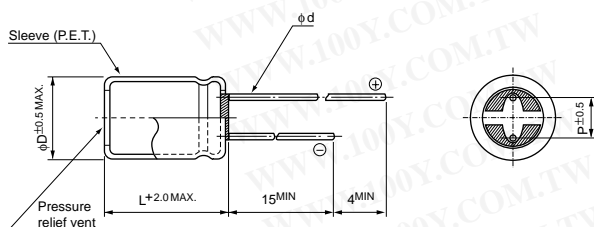
- High ripple current.
- Load life of 2000 hours at 105°C.
- Suited for ballast applications.
- Compliant to the RoHS directive (2002/95/EC).



Specifications

| Item | Performance Characteristics | | | | | | | | | | |
|---------------------------------|---|--------------------|--|-------|---|-----------------|---|-----------------|------|------|------|
| Category Temperature Range | -25 to +105°C | | | | | | | | | | |
| Rated Voltage Range | 200 to 450V | | | | | | | | | | |
| Rated Capacitance Range | 18 to 470μF | | | | | | | | | | |
| Capacitance Tolerance | ±20% at 120Hz, 20°C | | | | | | | | | | |
| Leakage Current | After 1 minute's application of rated voltage, leakage current is not more than 0.04CV+100 (μA). | | | | | | | | | | |
| Tangent of loss angle (tan δ) | Measurement frequency : 120Hz, Temperature : 20°C | | | | | | | | | | |
| | <table border="1"> <tr> <td>Rated voltage (V)</td> <td>200</td> <td>400</td> <td>420</td> <td>450</td> </tr> <tr> <td>tan δ (MAX.)</td> <td>0.12</td> <td>0.15</td> <td>0.20</td> <td>0.20</td> </tr> </table> | Rated voltage (V) | 200 | 400 | 420 | 450 | tan δ (MAX.) | 0.12 | 0.15 | 0.20 | 0.20 |
| Rated voltage (V) | 200 | 400 | 420 | 450 | | | | | | | |
| tan δ (MAX.) | 0.12 | 0.15 | 0.20 | 0.20 | | | | | | | |
| Stability at Low Temperature | Measurement frequency : 120Hz | | | | | | | | | | |
| | <table border="1"> <tr> <td>Rated voltage (V)</td> <td>200</td> <td>400</td> <td>420</td> <td>450</td> </tr> <tr> <td>Impedance ratio ZT / Z20 (MAX.)</td> <td>Z-25°C / Z+20°C</td> <td>3</td> <td>8</td> <td>8</td> <td>8</td> </tr> </table> | Rated voltage (V) | 200 | 400 | 420 | 450 | Impedance ratio ZT / Z20 (MAX.) | Z-25°C / Z+20°C | 3 | 8 | 8 |
| Rated voltage (V) | 200 | 400 | 420 | 450 | | | | | | | |
| Impedance ratio ZT / Z20 (MAX.) | Z-25°C / Z+20°C | 3 | 8 | 8 | 8 | | | | | | |
| Endurance | <p>The specifications listed at right shall be met when the capacitors are restored to 20°C after D.C. bias plus rated ripple current is applied for 2000 hours at 105°C, the peak voltage shall not exceed the rated voltage.</p> <table border="1"> <tr> <td>Capacitance change</td> <td>Within ±20% of the initial capacitance value</td> </tr> <tr> <td>tan δ</td> <td>200% or less than the initial specified value</td> </tr> <tr> <td>Leakage current</td> <td>Less than or equal to the initial specified value</td> </tr> </table> | Capacitance change | Within ±20% of the initial capacitance value | tan δ | 200% or less than the initial specified value | Leakage current | Less than or equal to the initial specified value | | | | |
| Capacitance change | Within ±20% of the initial capacitance value | | | | | | | | | | |
| tan δ | 200% or less than the initial specified value | | | | | | | | | | |
| Leakage current | Less than or equal to the initial specified value | | | | | | | | | | |
| Shelf Life | After storing the capacitors under no load at 105°C for 1000 hours and then performing voltage treatment based on JIS C 5101-4 clause 4.1 at 20°C, they shall meet the specified values for the endurance characteristics listed above. | | | | | | | | | | |
| Marking | Printed with white color letter on dark brown sleeve. | | | | | | | | | | |

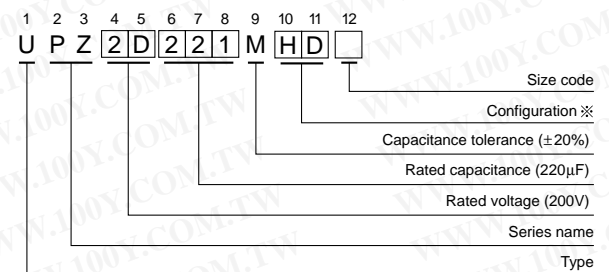
Radial Lead Type



| | (mm) | | | |
|----|------|------|-----|-----|
| φD | 10 | 12.5 | 16 | 18 |
| P | 5.0 | 5.0 | 7.5 | 7.5 |
| φd | 0.6 | 0.8 | 0.8 | 0.8 |

• Please refer to page 20 about the end seal configuration.

Type numbering system (Example : 200V 220μF)



※ Configuration

| φ D | Pb-free leadwire Pb-free PET sleeve |
|------------|--|
| 10 | PD |
| 12.5 to 18 | HD |

Please refer to page 20, 21, 22 about the formed or taped product spec.
Please refer to page 4 for the minimum order quantity.

● Dimension table in next page.

勝特力材料 886-3-5753170
 勝特力电子(上海) 86-21-34970699
 勝特力电子(深圳) 86-755-83298787
[Http://www.100y.com.tw](http://www.100y.com.tw)

■Dimensions

| Cap. (μF) | V | 200 | | 400 | | 420 | | 450 | |
|-----------|-----|-----------|------|-----------|-----|-----------|-----|---------------------|--------------|
| | | Code | 2D | 2G | W6 | 2W | | | |
| 18 | 180 | | | | | | | 10×31.5 | 180 |
| 22 | 220 | | | | | 10×31.5 | 200 | | |
| 27 | 270 | | | 10×31.5 | 240 | | | | |
| 33 | 330 | | | | | | | 12.5×31.5 | 280 |
| 39 | 390 | | | | | 12.5×31.5 | 310 | 12.5×35.5 | 320 |
| 47 | 470 | | | 12.5×31.5 | 370 | 12.5×35.5 | 360 | 12.5×40 | 380 |
| 56 | 560 | | | 12.5×35.5 | 420 | 12.5×40 | 430 | 16×31.5 | 440 |
| 68 | 680 | | | 12.5×40 | 480 | 16×31.5 | 510 | 16×35.5 | 490 |
| 82 | 820 | 10×31.5 | 400 | | | 16×35.5 | 570 | 16×40 | 550 |
| | | | | | | | | ▲ 18×31.5 | 550 |
| 100 | 101 | | | 16×31.5 | 580 | 16×40 | 610 | 18×35.5 | 650 |
| | | | | | | | | ▲ 18×31.5 | 610 |
| 120 | 121 | | | 16×35.5 | 670 | 18×35.5 | 660 | 18×40 | 740 |
| | | | | ▲ 18×31.5 | 670 | | | | |
| 150 | 151 | 12.5×31.5 | 620 | 16×40 | 770 | 18×40 | 710 | | |
| | | | | ▲ 18×35.5 | 770 | | | | |
| 180 | 181 | 12.5×35.5 | 700 | 18×40 | 880 | | | | |
| 220 | 221 | 12.5×40 | 800 | | | | | | |
| 270 | 271 | 16×31.5 | 870 | | | | | | |
| 330 | 331 | 16×35.5 | 1010 | | | | | | |
| | | ▲ 18×31.5 | 1010 | | | | | | |
| 390 | 391 | 16×40 | 1130 | | | | | | |
| | | ▲ 18×35.5 | 1120 | | | | | | |
| 470 | 471 | 18×40 | 1270 | | | | | Case size φD×L (mm) | Rated ripple |

Rated ripple current (mArms) at 105°C 120Hz

▲ : In this case, [6] will be put at 12th digit of type numbering system.

●Frequency coefficient of rated ripple current

| V | 60Hz | 120Hz | 500Hz | 1kHz | 10kHz or more |
|------------|------|-------|-------|------|---------------|
| 200 | 0.80 | 1.00 | 1.20 | 1.30 | 1.40 |
| 400 to 450 | 0.80 | 1.00 | 1.25 | 1.40 | 1.50 |

勝特力材料 886-3-5753170
 勝特力电子(上海) 86-21-34970699
 勝特力电子(深圳) 86-755-83298787
[Http://www.100y.com.tw](http://www.100y.com.tw)